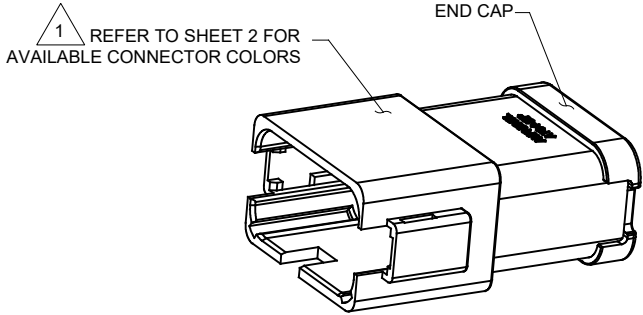
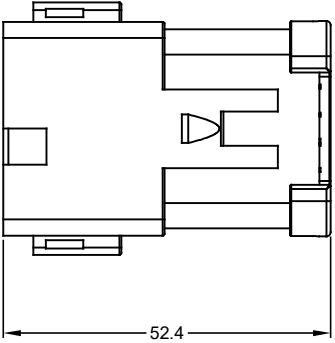
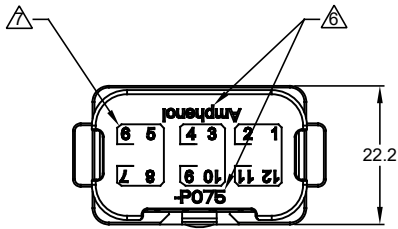
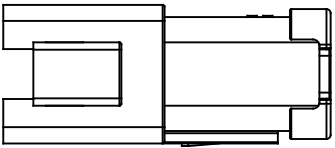
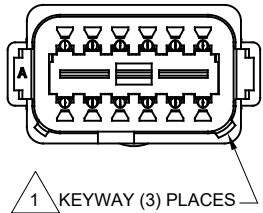
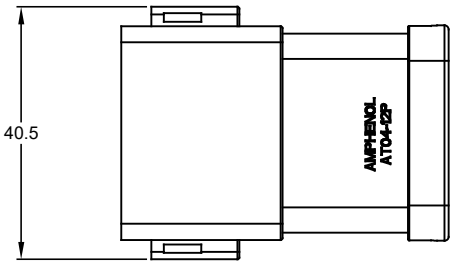


| REVISIONS | | | | | |
|-----------|-----|---------------------|---------|--------|-------|
| REV | ECO | DESCRIPTION | DATE | BY | APPR |
| A1 | - | RELEASE NEW DRAWING | 11APR18 | ROOKIE | TOMMY |



NOTES: UNLESS OTHERWISE SPECIFIED

1 SEE SHEET 2 FOR KEY ARRANGEMENTS AND COLORS.

2. MATERIAL:
HOUSING: THERMOPLASTIC
SEAL: SILICONE RUBBER
CONTACT: COPPER ALLOY

3. MODIFICATIONS: 3 PIECES OF 4 PIN BUSBAR WITH NICKEL PLATED

4. SPECIFICATIONS:
4.1 CURRENT RATING: 26 AMPS MAXIMUM FOR THE 4 PIN BUSBAR
4.2 OPERATING TEMPERATURE: -55°C TO +125°C
4.3 DIELECTRIC WITHSTANDING VOLTAGE: LESS THAN 2 MILLIAMPS CURRENT LEAKAGE @ 1500 VOLTS AC.
4.4 INSULATION RESISTANCE: 1000 MEGOHM MIN @ 25°C.
4.5 MOISTURE RESISTANCE: IP67 (MATED CONDITION).
4.6 MATING CYCLE DURABILITY: 100 CYCLES
4.7 RoHS COMPLIANT

5. MATING PART: AT06-12SX* PLUG
(X=A,B,C,D KEYS * = AVAILABLE MODIFICATIONS)

6. ORIENTATION OF "Amphenol" AND "-P075" TO BE OPTIONAL

7. BORDERS SIGNIFY THAT EACH GROUP OF PINS (PINS 1,2,11,12 AND PINS 3,4,9,10 AND PINS 5,6,7,8) ARE BUSSED TOGETHER WITH A 4 PIN BUSBAR

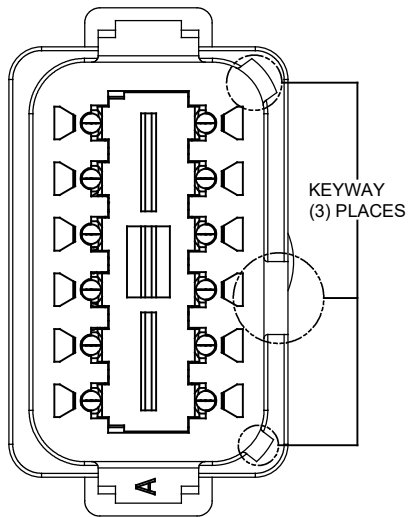
8. ALL DIMENSIONS ARE FOR REFERENCE USE ONLY.

| SEE SHEET 2 | | DESCRIPTION | | ITEM |
|---|-------------|--|----------------------|--------------|
| QUANTITY | PART NUMBER | MATERIALS LIST | | |
| UNLESS OTHERWISE SPECIFIED 1) All dimensions are in metric(mm). 2) Tolerances are as follows: 1 PL DEC ±0.30 Fractions ±1/64 2 PL DEC ±0.15 Angles ±1° 3) Note reference = 2 | | SIGNATURES | | DATE |
| DRAWN: ROOKIE | | 11APR18 | | |
| CHECKED: ORION | | 11APR18 | | |
| ENGINEER: | | | | |
| APPROVAL: TOMMY | | 11APR18 | | |
| MATERIAL SPECIFICATIONS: | | CUSTOMER: | | |
| PROCESS SPECIFICATIONS: | | THIS DRAWING IS SUPPLIED FOR INFORMATION ONLY. DESIGN FEATURES, SPECIFICATIONS AND PERFORMANCE DATA SHOWN HEREON ARE THE PROPERTY OF THE AMPHENOL CORPORATION. NO RIGHTS OF REPRODUCTION ARE IMPLIED. ALL DIMENSIONS ARE SUBJECT TO NORMAL MANUFACTURING VARIATIONS. | | |
| NEXT ASSY: | | SIZE: B C- | TYPE: AT04-12PX-P075 | REVISION: A1 |
| | | SCALE: NONE | SHEET 1 OF 2 | |

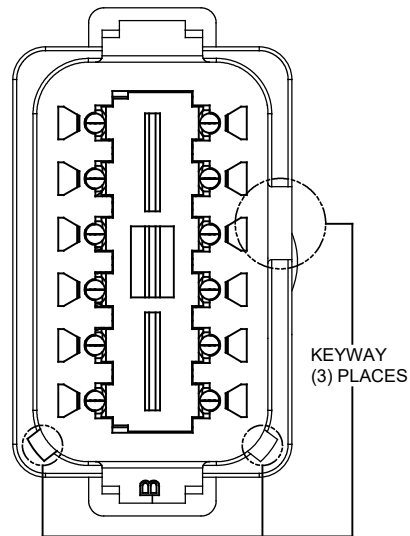
TITLE: AT 12WAY RECEPTACLE (3)4 PIN BUSBAR-NICKEL PLATED
DWG NO: AT04-12PX-P075
REV: A1
SH: 1
OF: 2

| REVISIONS | | | | | |
|-----------|-----|---------------------|---------|--------|-------|
| REV | ECO | DESCRIPTION | DATE | BY | APPR |
| A1 | - | RELEASE NEW DRAWING | 11APR18 | ROOKIE | TOMMY |

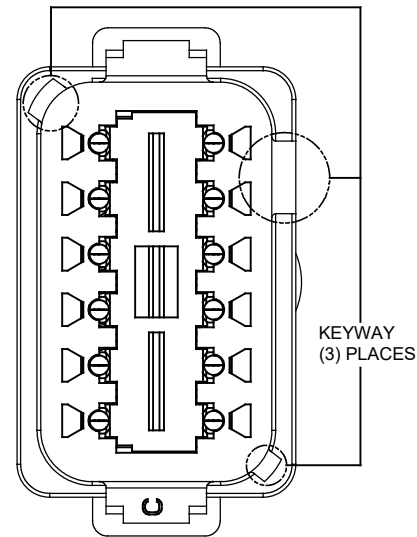
P/N AT04-12PA-P075
KEY-A CONFIGURATION
STANDARD COLOR: GREY



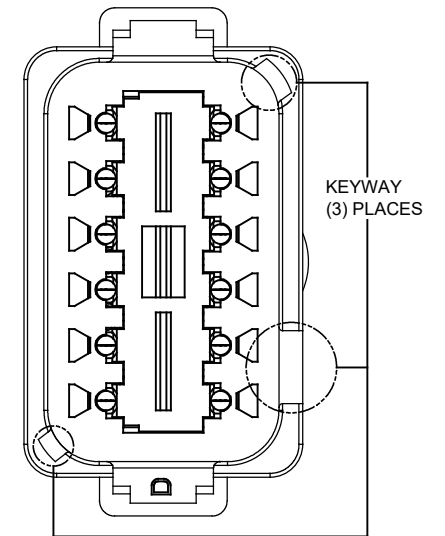
P/N AT04-12PB-P075
KEY-B CONFIGURATION
STANDARD COLOR: BLACK



P/N AT04-12PC-P075
KEY-C CONFIGURATION
STANDARD COLOR: GREEN



P/N AT04-12PD-P075
KEY-D CONFIGURATION
STANDARD COLOR: BROWN



| QUANTITY | PART NUMBER | DESCRIPTION | ITEM | | | | | | | | | | | | |
|---|-------------|--|--------------|------|---------------|----------|----------------|---------|----------------|----|-----------------|---------|-----------|--|---|
| MATERIALS LIST | | | | | | | | | | | | | | | |
| <small>UNLESS OTHERWISE SPECIFIED: 1) All dimensions are in metric(mm). 2) Tolerances are as follows: 1 PL DEC ±0.30 2 PL DEC ±0.15 3 PL DEC ±0.08 3) Note reference = </small> | | <table border="1"> <thead> <tr> <th>SIGNATURES</th> <th>DATE</th> </tr> </thead> <tbody> <tr> <td>DRAWN: ROOKIE</td> <td>11APR18</td> </tr> <tr> <td>CHECKED: ORION</td> <td>11APR18</td> </tr> <tr> <td>ENGINEER:</td> <td></td> </tr> <tr> <td>APPROVAL: TOMMY</td> <td>11APR18</td> </tr> <tr> <td>CUSTOMER:</td> <td></td> </tr> </tbody> </table> | SIGNATURES | DATE | DRAWN: ROOKIE | 11APR18 | CHECKED: ORION | 11APR18 | ENGINEER: | | APPROVAL: TOMMY | 11APR18 | CUSTOMER: | | <h1>Amphenol</h1> <p>Sine Systems - www.amphenol-sine.com 44724 Morley Drive Clinton Township, MI 48036</p> |
| SIGNATURES | DATE | | | | | | | | | | | | | | |
| DRAWN: ROOKIE | 11APR18 | | | | | | | | | | | | | | |
| CHECKED: ORION | 11APR18 | | | | | | | | | | | | | | |
| ENGINEER: | | | | | | | | | | | | | | | |
| APPROVAL: TOMMY | 11APR18 | | | | | | | | | | | | | | |
| CUSTOMER: | | | | | | | | | | | | | | | |
| <small>THIS DRAWING IS SUPPLIED FOR INFORMATION ONLY. DESIGN FEATURES, SPECIFICATIONS AND PERFORMANCE DATA SHOWN HEREON ARE THE PROPERTY OF THE AMPHENOL CORPORATION. NO RIGHTS OF REPRODUCTION ARE IMPLIED. ALL DIMENSIONS ARE SUBJECT TO NORMAL MANUFACTURING VARIATIONS.</small> | | <table border="1"> <thead> <tr> <th>SIZE</th> <th>TYPE</th> <th>DWG NO.</th> <th>REVISION</th> </tr> </thead> <tbody> <tr> <td>B</td> <td>C-</td> <td>AT04-12PX-P075</td> <td>A1</td> </tr> </tbody> </table> | SIZE | TYPE | DWG NO. | REVISION | B | C- | AT04-12PX-P075 | A1 | | | | | |
| SIZE | TYPE | DWG NO. | REVISION | | | | | | | | | | | | |
| B | C- | AT04-12PX-P075 | A1 | | | | | | | | | | | | |
| NEXT ASSY: | | SCALE: NONE | SHEET 2 OF 2 | | | | | | | | | | | | |

TITLE: AT 12WAY RECEPTACLE (3)4 PIN BUSBAR-NICKEL PLATED
DWG NO: AT04-12PX-P075
REV: A1
SH: 2
OF: 2

X-ON Electronics

Largest Supplier of Electrical and Electronic Components

Click to view similar products for [Automotive Connectors](#) category:

Click to view products by [Amphenol](#) manufacturer:

Other Similar products are found below :

[003-018-000](#) [60403001](#) [60993906-B](#) [M902-2131](#) [M902-2161](#) [72.330.1035.1](#) [73.353.4028.0](#) [F119300-B](#) [F166900](#) [F258300-B](#) [F358300-B](#)
[F407400](#) [F444110](#) [F487000](#) [F509500B-B](#) [827153-1](#) [8N1515-32-24P](#) [9-1326729-8](#) [925474-1](#) [928905-1](#) [964562-4](#) [968782-1](#) [GT17SA-8DS-](#)
[HU](#) [98891-1012](#) [98947-1016](#) [12004475-L](#) [12010290](#) [12010309-B](#) [12015454](#) [12020219-B](#) [12020308](#) [12041318-B](#) [12052225-L](#) [12052466](#)
[12059125](#) [12064869](#) [12004327-B](#) [12010503-B](#) [12015308](#) [12015384](#) [12015909](#) [1-21030-1](#) [12041254](#) [12041318](#) [12047946-B](#) [12047957](#)
[12047957-L](#) [12059473](#) [12066261](#) [12110546](#)