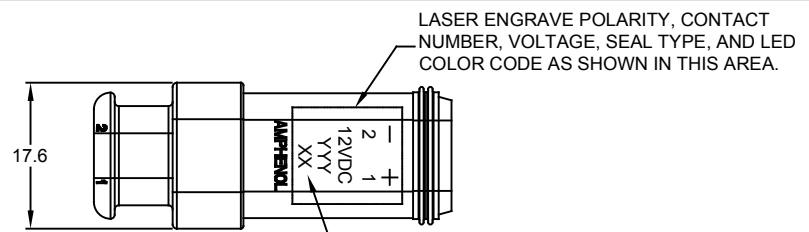
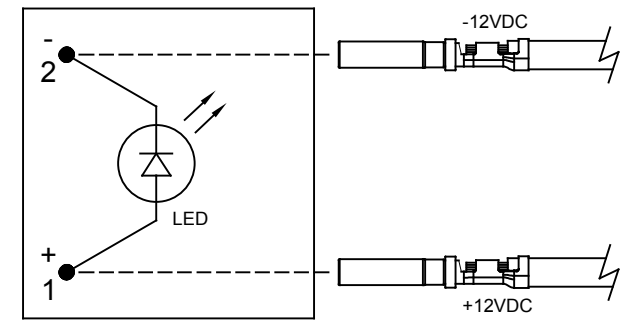
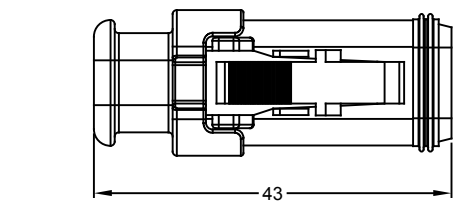
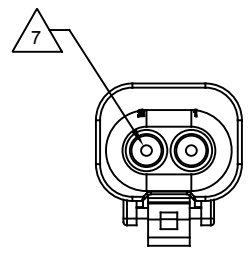
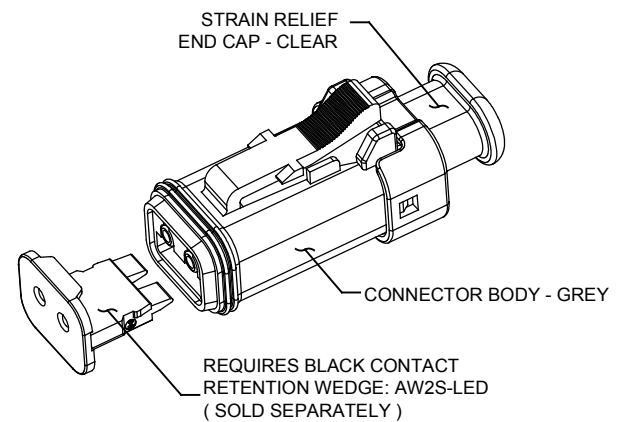
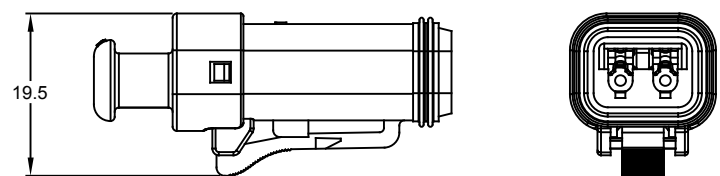


REVISIONS					
REV	ECO	DESCRIPTION	DATE	BY	APPR
A1	-	RELEASE CUSTOMER DRAWING	01MAY14	DRP	-
A2	-	ADDED -LED1202 TO CHART ADDED RD TO LASER ENGRAVING	14MAR19	JAH	-



SEE PART NUMBER CHART BELOW.
YYY = LED COLOR CODE.
XX = SEAL CODE. RD IF REDUCED DIA.,
BLANK IF STANDARD SEAL.



LED CONNECTOR DIAGRAM

NOTES: UNLESS OTHERWISE SPECIFIED

- MATERIAL:
HOUSING: THERMOPLASTIC; GREY
SEAL: SILICONE RUBBER
- MODIFICATIONS: LIGHT EMITTING DIODE;
STRAIN RELIEF END CAP
OPTIONAL REDUCED DIAMETER SEAL
- CONNECTOR SPECIFICATIONS:
3.1 CURRENT RATING: 13 AMPS
3.2 DIELECTRIC WITHSTANDING VOLTAGE: LESS THAN 2 MILLIAMPS CURRENT LEAKAGE @ 1500 VOLTS AC.
3.3 INSULATION RESISTANCE: 1000 MEGOHMS MIN @ 25°C.
3.4 MOISTURE RESISTANCE: IP67 (MATED CONDITION)
3.5 MATING CYCLE DURABILITY: 100 CYCLES
3.6 ROHS COMPLIANT
- LED SPECIFICATIONS:
4.1 FORWARD CURRENT: 7.5 MILLIAMPS TYPICAL;
10 MILLIAMPS MAXIMUM
4.2 REVERSE CURRENT: SEE PART NUMBER CHART
4.3 POWER DISSIPATION: 120 MILLIWATTS MAXIMUM
4.4 FORWARD VOLTAGE: 14 VOLTS MAXIMUM
4.5 REVERSE VOLTAGE: 5 VOLTS MAXIMUM
4.6 LUMINOUS INTENSITY: 1 CANDELA @ 12 VOLTS
- MATING PART: AT04-2P* RECEPTACLE
(* = MODIFICATIONS AND COLORS)
- ALL DIMENSIONS ARE FOR REFERENCE USE ONLY.

PART NUMBER CHART				
LED COLOR	LED COLOR CODE (YYY)	SEAL	REVERSE CURRENT	PART NUMBER
WHITE	WHT	STANDARD	50 MICROAMPS MAXIMUM	AT06-2S-LED1201
WHITE	WHT	REDUCED DIA.	50 MICROAMPS MAXIMUM	AT06-2S-LED1202
RED	RED	STANDARD	10 MICROAMPS MAXIMUM	AT06-2S-LED1220
GREEN	GRN	STANDARD	10 MICROAMPS MAXIMUM	AT06-2S-LED1230

CONTACT SIZE AND REAR SEAL WIRE RANGE

REDUCED DIAMETER SEAL:			
CONTACT SIZE	MIN. INSUL O.D.	MAX. INSUL O.D.	TYPICAL WIRE RANGE
16	1.35 mm (.053 in)	3.05 mm (.120 in)	14 - 20 AWG

STANDARD SEAL:			
CONTACT SIZE	MIN. INSUL O.D.	MAX. INSUL O.D.	TYPICAL WIRE RANGE
16	2.24 mm (.088 in)	3.68 mm (.145 in)	14 - 20 AWG

SEE PART NUMBER CHART	CONNECTOR, LED, 12VDC, LESS CONTACT WEDGE		
PART NUMBER	DESCRIPTION		ITEM
QUANTITY	MATERIALS LIST		
UNLESS OTHERWISE SPECIFIED 1) All dimensions are in metric(mm). 2) Tolerances are as follows: 1 PL DEC ±0.30 Fractions ±1/64 2 PL DEC ±0.15 Angles ±1° 3 PL DEC ±0.08 3) Note reference =	SIGNATURES	DATE	 Sine Systems - www.amphenol-sine.com 44724 Morley Drive Clinton Township, MI 48036 AT SERIES, 2-WAY, PLUG, LED, 12V, CLEAR END CAP, GREY BODY
	DRAWN: D.PARKS	01MAY14	
	CHECKED:		
MATERIAL SPECIFICATIONS:	ENGINEER:		
PROCESS SPECIFICATIONS:	APPROVAL:		
NEXT ASSY:	CUSTOMER:		
	THIS DRAWING IS SUPPLIED FOR INFORMATION ONLY. DESIGN FEATURES, SPECIFICATIONS AND PERFORMANCE DATA SHOWN HEREON ARE THE PROPERTY OF THE AMPHENOL CORPORATION. NO RIGHTS OF REPRODUCTION ARE IMPLIED. ALL DIMENSIONS ARE SUBJECT TO NORMAL MANUFACTURING VARIATIONS.		REVISION
	SIZE: B	TYPE: C-	AT06-2S-LED12XX
	SCALE: NONE	DWG NO:	A2
		SHEET 1	OF 1

TITLE: SERIES 2-WAY, PLUG, LED, 12V, CLEAR END CAP, GREY BODY DWG NO: AT06-2S-LED12XX REV: A2 SH: 1 OF: 1

X-ON Electronics

Largest Supplier of Electrical and Electronic Components

Click to view similar products for [Automotive Connectors](#) category:

Click to view products by [Amphenol](#) manufacturer:

Other Similar products are found below :

[003-018-000](#) [60403001](#) [60993906-B](#) [M902-2131](#) [M902-2161](#) [72.330.1035.1](#) [73.353.4028.0](#) [F119300-B](#) [F166900](#) [F258300-B](#) [F358300-B](#)
[F407400](#) [F444110](#) [F487000](#) [F509500B-B](#) [827153-1](#) [8N1515-32-24P](#) [9-1326729-8](#) [925474-1](#) [928905-1](#) [964562-4](#) [968782-1](#) [GT17SA-8DS-](#)
[HU](#) [98891-1012](#) [98947-1016](#) [12004475-L](#) [12010290](#) [12010309-B](#) [12015454](#) [12020219-B](#) [12020308](#) [12041318-B](#) [12052225-L](#) [12052466](#)
[12059125](#) [12064869](#) [12004327-B](#) [12010503-B](#) [12015308](#) [12015384](#) [12015909](#) [1-21030-1](#) [12041254](#) [12041318](#) [12047946-B](#) [12047957](#)
[12047957-L](#) [12059473](#) [12066261](#) [12110546](#)