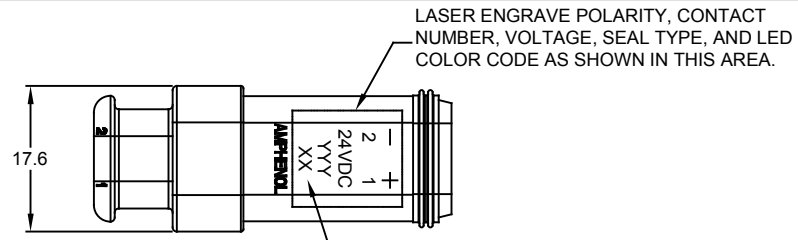
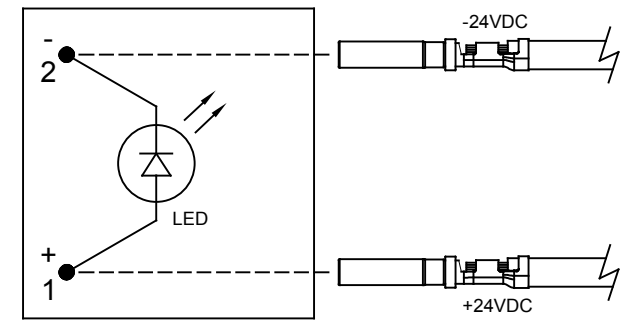
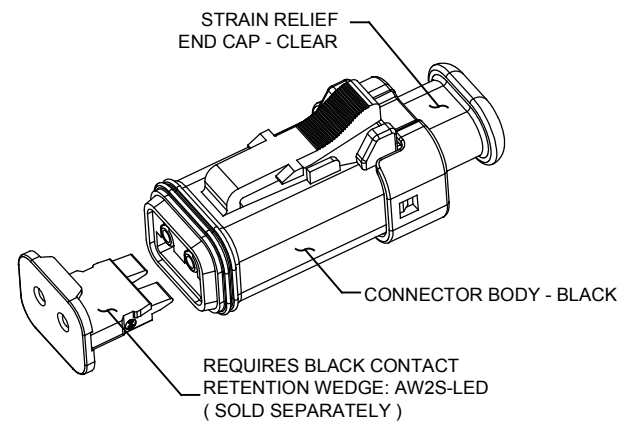
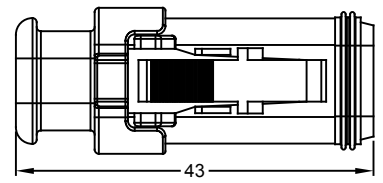
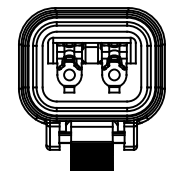
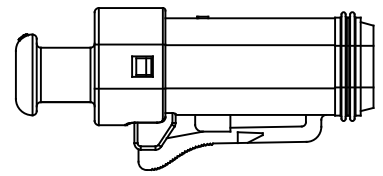
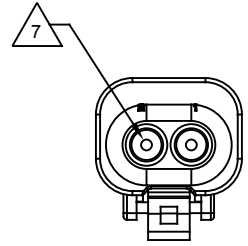


REVISIONS					
REV	ECO	DESCRIPTION	DATE	BY	APPR
A1	-	RELEASE CUSTOMER DRAWING	01MAY15	ORION	-
A2	-	ADDED -LED2402 TO CHART ADDED RD TO LASER ENGRAVING	14MAR19	JAH	-



SEE PART NUMBER CHART BELOW.
YYY = LED COLOR CODE.
XX = SEAL CODE. RD IF REDUCED DIA.,
BLANK IF STANDARD SEAL.



PART NUMBER CHART

LED COLOR	LED COLOR CODE (YYY)	SEAL	REVERSE CURRENT	PART NUMBER
WHITE	WHT	STANDARD	50 MICROAMPS MAXIMUM	AT06-2S-LED2401
WHITE	WHT	REDUCED DIA.	50 MICROAMPS MAXIMUM	AT06-2S-LED2402
RED	RED	STANDARD	10 MICROAMPS MAXIMUM	AT06-2S-LED2420
GREEN	GRN	STANDARD	10 MICROAMPS MAXIMUM	AT06-2S-LED2430

NOTES: UNLESS OTHERWISE SPECIFIED

- MATERIAL:
HOUSING: THERMOPLASTIC; BLACK
SEAL: SILICONE RUBBER
- MODIFICATIONS: LIGHT EMITTING DIODE;
STRAIN RELIEF END CAP
OPTIONAL REDUCED DIAMETER SEAL
- CONNECTOR SPECIFICATIONS:
3.1 CURRENT RATING: 13 AMPS
3.2 DIELECTRIC WITHSTANDING VOLTAGE: LESS THAN 2 MILLIAMPS CURRENT LEAKAGE @ 1500 VOLTS AC.
3.3 INSULATION RESISTANCE: 1000 MEGOHMS MIN @ 25°C.
3.4 MOISTURE RESISTANCE: IP67 (MATED CONDITION)
3.5 MATING CYCLE DURABILITY: 100 CYCLES
3.6 ROHS COMPLIANT
- LED SPECIFICATIONS:
4.1 FORWARD CURRENT: 4 MILLIAMPS TYPICAL;
6 MILLIAMPS MAXIMUM
4.2 REVERSE CURRENT: SEE PART NUMBER CHART
4.3 POWER DISSIPATION: 130 MILLIWATTS MAXIMUM
4.4 FORWARD VOLTAGE: 26 VOLTS MAXIMUM
4.5 REVERSE VOLTAGE: 5 VOLTS MAXIMUM
4.6 LUMINOUS INTENSITY: 1 CANDELA @ 24 VOLTS

CONTACT SIZE AND REAR SEAL WIRE RANGE

REDUCED DIAMETER SEAL:			
CONTACT SIZE	MIN. INSUL O.D.	MAX. INSUL O.D.	TYPICAL WIRE RANGE
16	1.35 mm (.053 in)	3.05 mm (.120 in)	14 - 20 AWG
STANDARD SEAL:			
CONTACT SIZE	MIN. INSUL O.D.	MAX. INSUL O.D.	TYPICAL WIRE RANGE
16	2.24 mm (.088 in)	3.68 mm (.145 in)	14 - 20 AWG

SEE PART NUMBER CHART	CONNECTOR, LED, 12 VDC, LESS CONTACT WEDGE		ITEM
PART NUMBER	DESCRIPTION		
QUANTITY	MATERIALS LIST		
UNLESS OTHERWISE SPECIFIED 1) All dimensions are in metric(mm). 2) Tolerances are as follows: 1 PL DEC ±0.30 Fractions ±1/64 2 PL DEC ±0.15 Angles ±1° 3) Note reference =	SIGNATURES	DATE	 Sine Systems - www.amphenol-sine.com 44724 Morley Drive Clinton Township, MI 48036 AT SERIES, 2-WAY, PLUG, LED, 24V, CLEAR END CAP, BLACK BODY
	DRAWN: ORION/J	01MAY15	
	CHECKED:		
MATERIAL SPECIFICATIONS:	ENGINEER:		REVISION
PROCESS SPECIFICATIONS:	APPROVAL:		A2
NEXT ASSY:	CUSTOMER:		SIZE
	THIS DRAWING IS SUPPLIED FOR INFORMATION ONLY. DESIGN FEATURES, SPECIFICATIONS AND PERFORMANCE DATA SHOWN HEREON ARE THE PROPERTY OF THE AMPHENOL CORPORATION. NO RIGHTS OF REPRODUCTION ARE IMPLIED. ALL DIMENSIONS ARE SUBJECT TO NORMAL MANUFACTURING VARIATIONS.		B C-
	SCALE: NONE	DWG NO: AT06-2S-LED24XX	SHEET 1 OF 1

TITLE: AT SERIES 2-WAY PLUG, LED, 24V, CLEAR END CAP, BLACK BODY
DWG NO: AT06-2S-LED24XX
REV: A2
SH: 1
OF: 1

X-ON Electronics

Largest Supplier of Electrical and Electronic Components

Click to view similar products for [Automotive Connectors](#) category:

Click to view products by [Amphenol](#) manufacturer:

Other Similar products are found below :

[003-018-000](#) [60403001](#) [60993906-B](#) [M902-2131](#) [M902-2161](#) [72.330.1035.1](#) [73.353.4028.0](#) [F119300-B](#) [F166900](#) [F258300-B](#) [F358300-B](#)
[F407400](#) [F444110](#) [F487000](#) [F509500B-B](#) [827153-1](#) [8N1515-32-24P](#) [9-1326729-8](#) [925474-1](#) [928905-1](#) [964562-4](#) [968782-1](#) [GT17SA-8DS-](#)
[HU](#) [98891-1012](#) [98947-1016](#) [12004475-L](#) [12010290](#) [12010309-B](#) [12015454](#) [12020219-B](#) [12020308](#) [12041318-B](#) [12052225-L](#) [12052466](#)
[12059125](#) [12064869](#) [12004327-B](#) [12010503-B](#) [12015308](#) [12015384](#) [12015909](#) [1-21030-1](#) [12041254](#) [12041318](#) [12047946-B](#) [12047957](#)
[12047957-L](#) [12059473](#) [12066261](#) [12110546](#)