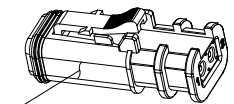
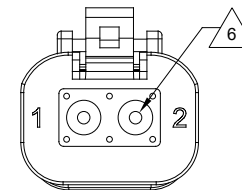
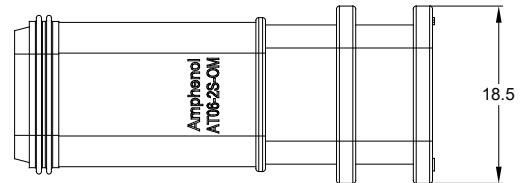
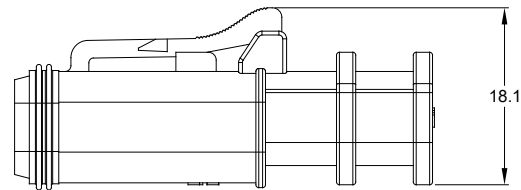
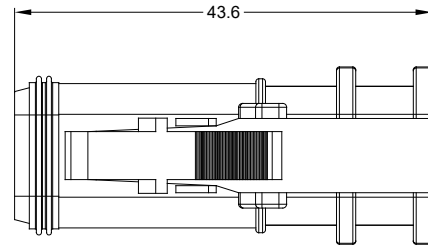
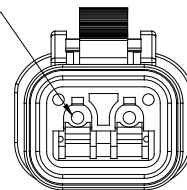


REVISIONS					
REV	ECO	DESCRIPTION	DATE	BY	APPR
01	-	NEW RELEASE	27JAN16	JARRY	TOMMY
02	-	UPDATED MATERIAL DETAIL	16FEB16	JARRY	TOMMY
A2	-	ADDED REDUCED DIAMETER SEAL P/N'S	28JAN18	JAH	
A3	-	REVISED TITLE	14JUN19	JAH	



REFER TO PART NUMBER CHART FOR AVAILABLE CONNECTOR COLORS

REQUIRES CONTACT RETENTION WEDGE AW2S



NOTES: UNLESS OTHERWISE SPECIFIED

- MATERIAL:
HOUSING: PA66 GF15
SEAL: SILICONE RUBBER
- MODIFICATIONS: FOR OVER MOLDING
- SPECIFICATIONS:
3.1 CURRENT RATING: 13 AMPS
3.2 OPERATING TEMPERATURE: -55°C TO +125°C
3.3 DIELECTRIC WITHSTANDING VOLTAGE: LESS THAN 2 MILLIAMPS CURRENT LEAKAGE @ 1500 VOLTS AC.
3.4 INSULATION RESISTANCE: 1000 MEGOHMS MIN @ 25°C.
3.5 MOISTURE RESISTANCE: IP67 (MATED CONDITION)
3.6 MATING CYCLE DURABILITY: 100 CYCLES
3.7 RoHS COMPLIANT
- MATING PART: AT04-2P* RECEPTACLE
(* = MODIFICATIONS AND COLORS)
- ALL DIMENSIONS ARE FOR REFERENCE USE ONLY.

6 CONTACT SIZE AND REAR SEAL WIRE RANGE:

STANDARD SEAL

CONTACT SIZE	MIN. INSUL O.D.	MAX. INSUL O.D.	TYPICAL WIRE RANGE
16	2.24 mm (.088 in)	3.68 mm (.145 in)	14 - 20 AWG

REDUCED DIAMETER SEAL

CONTACT SIZE	MIN. INSUL O.D.	MAX. INSUL O.D.	TYPICAL WIRE RANGE
16	1.35 mm (.053 in)	3.05 mm (.120 in)	14 - 20 AWG

PART NUMBER CHART		
COLOR	P/N W/ STD SEAL	P/N W/ RD SEAL
GREY	AT06-2S-OMGRY	AT06-2S-OMRDGRY
BLACK	AT06-2S-OMBLK	AT06-2S-OMRDBLK
BLUE	AT06-2S-OMBLU	AT06-2S-OMRDBLU
BROWN	AT06-2S-OMBRN	AT06-2S-OMRDBRN
GREEN	AT06-2S-OMGRN	AT06-2S-OMRDGRN
RED	AT06-2S-OMRED	AT06-2S-OMRDRED
WHITE	AT06-2S-OMWHT	AT06-2S-OMRDWHT
YELLOW	AT06-2S-OMYEL	AT06-2S-OMRDYEL

SEE PART NUMBER CHART		PART NUMBER		DESCRIPTION		ITEM
MATERIALS LIST						
UNLESS OTHERWISE SPECIFIED:						
1) All dimensions are in metric (mm).						
2) Tolerances are as follows:						
1 PL DEC ±0.30						
2 PL DEC ±0.15						
3 PL DEC ±0.08						
3) Note reference =						
SIGNATURES		DATE		DRAWN: JARRY 27JAN16		
CHECKED:		ENGINEER:		APPROVAL:		
MATERIAL SPECIFICATIONS:		CUSTOMER:		THIS DRAWING IS SUPPLIED FOR INFORMATION ONLY. DESIGN FEATURES, SPECIFICATIONS AND PERFORMANCE DATA SHOWN HEREON ARE THE PROPERTY OF THE AMPHENOL CORPORATION. NO RIGHTS OF REPRODUCTION ARE IMPLIED. ALL DIMENSIONS ARE SUBJECT TO NORMAL MANUFACTURING VARIATIONS.		
PROCESS SPECIFICATIONS:		NEXT ASSY:		SCALE: NONE		
SIZE: B C-		TYPE: AT06-2S-OMXXX		DWG NO: A3		REVISION: A3
SCALE: NONE		SHEET 1 OF 1				

TITLE: STRUCTURE+ OVERMOLD-COMPATIBLE PLUG, 2 SOCKET, AT
DWG NO: AT06-2S-OMXXX
REV: A3
SH: 1
OF: 1

X-ON Electronics

Largest Supplier of Electrical and Electronic Components

Click to view similar products for [Automotive Connectors](#) category:

Click to view products by [Amphenol](#) manufacturer:

Other Similar products are found below :

[003-018-000](#) [60403001](#) [60993906-B](#) [M902-2131](#) [M902-2161](#) [72.330.1035.1](#) [73.353.4028.0](#) [F119300-B](#) [F166900](#) [F258300-B](#) [F358300-B](#)
[F407400](#) [F444110](#) [F487000](#) [F509500B-B](#) [827153-1](#) [8N1515-32-24P](#) [9-1326729-8](#) [925474-1](#) [928905-1](#) [964562-4](#) [968782-1](#) [GT17SA-8DS-](#)
[HU](#) [98891-1012](#) [98947-1016](#) [12004475-L](#) [12010290](#) [12010309-B](#) [12015454](#) [12020219-B](#) [12020308](#) [12041318-B](#) [12052225-L](#) [12052466](#)
[12059125](#) [12064869](#) [12004327-B](#) [12010503-B](#) [12015308](#) [12015384](#) [12015909](#) [1-21030-1](#) [12041254](#) [12041318](#) [12047946-B](#) [12047957](#)
[12047957-L](#) [12059473](#) [12066261](#) [12110546](#)