

NOTES: UNLESS OTHERWISE SPECIFIED

1. SEE SHEET 2 FOR KEY ARRANGEMENTS AND COLORS.

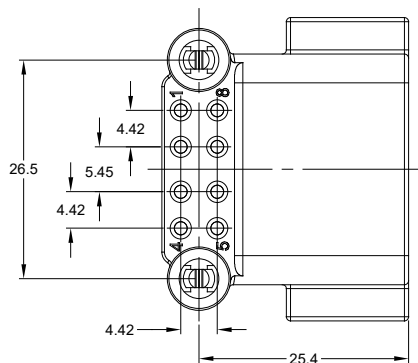
2. MATERIAL:  
HOUSING: THERMOPLASTIC; COLOR: SEE SHEET 2  
CONTACT: COPPER ALLOY  
PLATING: NICKEL UNDERPLATE  
SEE CHART FOR OVERALL FINISH

3. MODIFICATIONS: RIGHT ANGLE PCB MOUNT, SNAP FIT

4. SPECIFICATIONS:  
4.1 CURRENT RATING: 13 AMPS  
4.2 OPERATING TEMPERATURE: -55°C TO +125°C  
4.3 DIELECTRIC WITHSTANDING VOLTAGE: LESS THAN 2 MILLIAMPS CURRENT LEAKAGE @ 1500 VOLTS AC.  
4.4 INSULATION RESISTANCE: 1000 MEGOHMS MIN @ 25°C.  
4.5 MOISTURE RESISTANCE: IP67 ( MATED CONDITION )  
4.6 MATING CYCLE DURABILITY: 100 CYCLES  
4.7 RoHS COMPLIANT

5. MATING PART: AT06-08SX\* PLUG  
( X = A,B,C,D KEYS; \* = MODIFICATIONS AND COLORS )

6. ALL DIMENSIONS ARE FOR REFERENCE USE ONLY.



REVISIONS					
REV	ECO	DESCRIPTION	DATE	BY	APPR
A1	-	RELEASE	2JUL2018	JAH	
A2	-	UPDATE DRAWING	25/MAR/19	BROOK	TOMMY
A3	-	MODIFIED DESCRIPTION	12JUL19	BROOK	TOMMY

TITLE: RIGHT ANGLE RECEPTACLE, AT 8 PIN, SNAP FIT, BOARDLOCK

DWG NO:

ATF13-08PX-BM0X

REV: A3

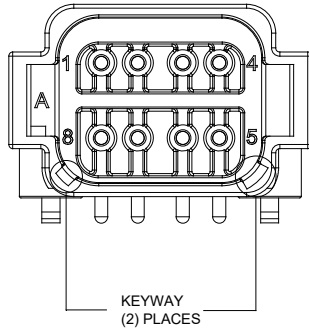
SH: 1

OF: 2

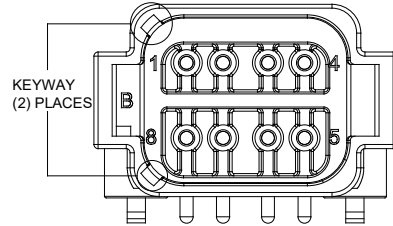
SEE PART NUMBER CHART		SIGNATURES		DATE	ITEM								
QUANTITY	PART NUMBER	DESCRIPTION											
<b>MATERIALS LIST</b>													
UNLESS OTHERWISE SPECIFIED: 1) All dimensions are in metric (mm). 2) Tolerances are as follows: 1 PL DEC ±0.30   Fractions ±1/64 2 PL DEC ±0.15   Angles ±1° 3 PL DEC ±0.08		DRAWN: BROOK DING		12/JUL/19	<div style="text-align: center;"> <h1>Amphenol</h1> <p>Sine Systems - www.amphenol-sine.com 44724 Morley Drive Clinton Township, MI 48036</p> </div>								
3) Note reference =		CHECKED: ORION LI		12/JUL/19									
MATERIAL SPECIFICATIONS:		ENGINEER:											
PROCESS SPECIFICATIONS:		APPROVAL: TOMMY XIE		12/JUL/19									
NEXT ASSY:		CUSTOMER:			<div style="text-align: center;"> <b>RIGHT ANGLE RECEPTACLE, AT 8 PIN, SNAP FIT, BOARDLOCK</b> </div>								
THIS DRAWING IS SUPPLIED FOR INFORMATION ONLY. DESIGN FEATURES, SPECIFICATIONS AND PERFORMANCE DATA SHOWN HEREON ARE THE PROPERTY OF THE AMPHENOL CORPORATION. NO RIGHTS OF REPRODUCTION ARE IMPLIED. ALL DIMENSIONS ARE SUBJECT TO NORMAL MANUFACTURING VARIATIONS.		CUSTOMER:			<table border="0"> <tr> <td>SIZE: <b>B C-</b></td> <td>TYPE:</td> <td>DWG NO: <b>ATF13-08PX-BM0X</b></td> <td>REVISION: <b>A3</b></td> </tr> <tr> <td>SCALE: <b>NONE</b></td> <td></td> <td></td> <td></td> </tr> </table>	SIZE: <b>B C-</b>	TYPE:	DWG NO: <b>ATF13-08PX-BM0X</b>	REVISION: <b>A3</b>	SCALE: <b>NONE</b>			
SIZE: <b>B C-</b>	TYPE:	DWG NO: <b>ATF13-08PX-BM0X</b>	REVISION: <b>A3</b>										
SCALE: <b>NONE</b>													

REVISIONS					
REV	ECO	DESCRIPTION	DATE	BY	APPR
A1	-	RELEASE	2JUL2018	JAH	
A2	-	UPDATE DRAWING	25/MAR/19	BROOK	TOMMY
A3	-	MODIFIED DESCRIPTION	12JUL19	BROOK	TOMMY

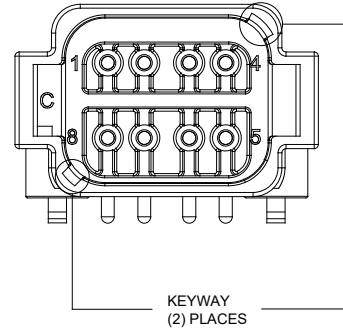
P/N ATF13-08PA-BM0X  
KEY-A CONFIGURATION  
COLOR: GREY



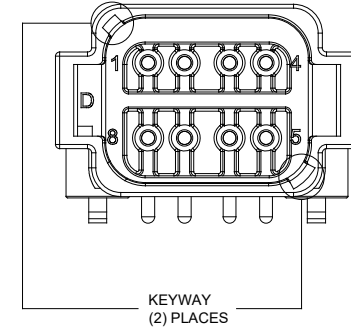
P/N ATF13-08PB-BM0X  
KEY-B CONFIGURATION  
COLOR: BLACK



P/N ATF13-08PC-BM0X  
KEY-C CONFIGURATION  
COLOR: GREEN



P/N ATF13-08PD-BM0X  
KEY-D CONFIGURATION  
COLOR: BROWN



ATF13-08PA-BM0X VARIANTS	
CONTACT PLATING	PART NUMBER
GOLD	ATF13-08PA-BM01
TIN	ATF13-08PA-BM03

ATF13-08PB-BM0X VARIANTS	
CONTACT PLATING	PART NUMBER
GOLD	ATF13-08PB-BM01
TIN	ATF13-08PB-BM03

ATF13-08PC-BM0X VARIANTS	
CONTACT PLATING	PART NUMBER
GOLD	ATF13-08PC-BM01
TIN	ATF13-08PC-BM03

ATF13-08PD-BM0X VARIANTS	
CONTACT PLATING	PART NUMBER
GOLD	ATF13-08PD-BM01
TIN	ATF13-08PD-BM03

SEE PART NUMBER CHART		DESCRIPTION		ITEM
QUANTITY	PART NUMBER	MATERIALS LIST		
UNLESS OTHERWISE SPECIFIED 1) All dimensions are in metric (mm). 2) Tolerances are as follows: 1 PL DEC ±0.30 2 PL DEC ±0.15 3 PL DEC ±0.08 3) Note reference = $\Delta$		SIGNATURES DRAWN: BROOK.DING CHECKED: ORION LI ENGINEER: APPROVAL: TOMMY.XIE CUSTOMER:		DATE 12/JUL/19 12/JUL/19 12/JUL/19
MATERIAL SPECIFICATIONS:		THIS DRAWING IS SUPPLIED FOR INFORMATION ONLY. DESIGN FEATURES, SPECIFICATIONS AND PERFORMANCE DATA SHOWN HEREON ARE THE PROPERTY OF THE AMPHENOL CORPORATION. NO RIGHTS OF REPRODUCTION ARE IMPLIED. ALL DIMENSIONS ARE SUBJECT TO NORMAL MANUFACTURING VARIATIONS.		
PROCESS SPECIFICATIONS:		RIGHT ANGLE RECEPTACLE, AT 8 PIN, SNAP FIT, BOARDLOCK		
NEXT ASSY:		SIZE: B C-	TYPE: NONE	REVISION: A3
		DWG NO: ATF13-08PX-BM0X		SHEET 2 OF 2

TITLE: RIGHT ANGLE RECEPTACLE, AT 8 PIN, SNAP FIT, BOARDLOCK  
DWG NO: ATF13-08PX-BM0X  
REV: A3  
SH: 2  
OF: 2

## X-ON Electronics

Largest Supplier of Electrical and Electronic Components

*Click to view similar products for [Automotive Connectors](#) category:*

*Click to view products by [Amphenol](#) manufacturer:*

Other Similar products are found below :

[003-018-000](#) [60403001](#) [60993906-B](#) [M902-2131](#) [M902-2161](#) [72.330.1035.1](#) [73.353.4028.0](#) [F119300-B](#) [F166900](#) [F258300-B](#) [F358300-B](#)  
[F407400](#) [F444110](#) [F487000](#) [F509500B-B](#) [827153-1](#) [8N1515-32-24P](#) [9-1326729-8](#) [925474-1](#) [928905-1](#) [964562-4](#) [968782-1](#) [GT17SA-8DS-](#)  
[HU](#) [98891-1012](#) [98947-1016](#) [12004475-L](#) [12010290](#) [12010309-B](#) [12015454](#) [12020219-B](#) [12020308](#) [12041318-B](#) [12052225-L](#) [12052466](#)  
[12059125](#) [12064869](#) [12004327-B](#) [12010503-B](#) [12015308](#) [12015384](#) [12015909](#) [1-21030-1](#) [12041254](#) [12041318](#) [12047946-B](#) [12047957](#)  
[12047957-L](#) [12059473](#) [12066261](#) [12110546](#)