

REVISIONS					
REV	ECO	DESCRIPTION	DATE	BY	APPR
A1	-	RELEASE	02JUL2018	JAH	
A2	-	UPDATE DRAWING	25/MAR/19	BROOK	TOMMY
A3	-	MODIFIED DESCRIPTION	12JUL19	BROOK	TOMMY

NOTES: UNLESS OTHERWISE SPECIFIED

SEE SHEET 2 FOR KEY ARRANGEMENTS AND COLORS.

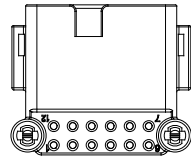
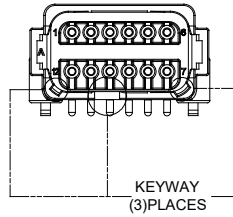
- MATERIAL:
HOUSING: THERMOPLASTIC; COLOR: SEE SHEET 2
CONTACT: COPPER ALLOY
PLATING: NICKEL UNDERPLATE
SEE CHART FOR OVERALL FINISH
- MODIFICATIONS: RIGHT ANGLE PCB MOUNT, SNAP FIT
- SPECIFICATIONS:
4.1 CURRENT RATING: 13 AMPS
4.2 OPERATING TEMPERATURE: -55°C TO +125°C
4.3 DIELECTRIC WITHSTANDING VOLTAGE: LESS THAN 2 MILLIAMPS CURRENT LEAKAGE @ 1500 VOLTS AC.
4.4 INSULATION RESISTANCE: 1000 MEGOHMS MIN @ 25°C.
4.5 MOISTURE RESISTANCE: IP67 (MATED CONDITION)
4.6 MATING CYCLE DURABILITY: 100 CYCLES
4.7 RoHS COMPLIANT
- MATING PART: AT06-12SX* PLUG
(X = A,B,C,D KEYS; * = MODIFICATIONS AND COLORS)
- ALL DIMENSIONS ARE FOR REFERENCE USE ONLY.

SEE PART NUMBER CHART		REF: DTF13-12PA, DTF13-12PB, DTF13-12PC, DTF13-12PD, DTF13-12PA-G003	
PART NUMBER		DESCRIPTION	
QUANTITY	MATERIALS LIST		
UNLESS OTHERWISE SPECIFIED 1) All dimensions are in metric (mm). 2) Tolerances are as follows: 1 PL DEC ±0.30 2 PL DEC ±0.15 3 PL DEC ±0.08 3) Note reference =		SIGNATURES	DATE
		DRAWN: BROOK.DING	12/JUL/19
		CHECKED: ORION.LI	12/JUL/19
		ENGINEER:	
		APPROVAL: TOMMY.XIE	12/JUL/19
MATERIAL SPECIFICATIONS:		CUSTOMER:	
PROCESS SPECIFICATIONS:		THIS DRAWING IS SUPPLIED FOR INFORMATION ONLY. DESIGN FEATURES, SPECIFICATIONS AND PERFORMANCE DATA SHOWN HEREON ARE THE PROPERTY OF THE AMPHENOL CORPORATION. NO RIGHTS OF REPRODUCTION ARE IMPLIED. ALL DIMENSIONS ARE SUBJECT TO NORMAL MANUFACTURING VARIATIONS.	
NEXT ASSY:	SIZE: B C-	TYPE: ATF13-12PX-BMOX	REVISION: A3
	SCALE: NONE	DWG NO:	SHEET 1 OF 1

TITLE: RIGHT ANGLE RECEPT, AT 12 PIN, SNAP FIT, BOARDLOCK
DWG NO: ATF13-12PX-BMOX
REV: A3
SH: 1
OF: 2

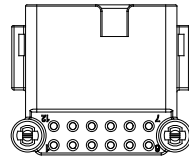
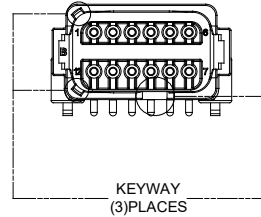
REVISIONS					
REV	ECO	DESCRIPTION	DATE	BY	APPR
A1	-	RELEASE	02JUL2018	JAH	
A2	-	UPDATE DRAWING	25/MAR/19	BROOK	TOMMY
A3	-	MODIFIED DESCRIPTION	12JUL19	BROOK	TOMMY

P/N ATF13-12PA-BM0X
KEY-A CONFIGURATION
STANDARD COLOR: GREY



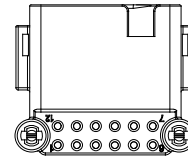
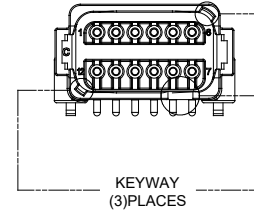
ATF13-12PA-BM0X VARIANTS	
CONTACT PLATING	PART NUMBER
GOLD	ATF13-12PA-BM01
TIN	ATF13-12PA-BM03

P/N ATF13-12PB-BM0X
KEY-B CONFIGURATION
STANDARD COLOR: BLACK



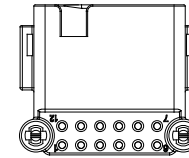
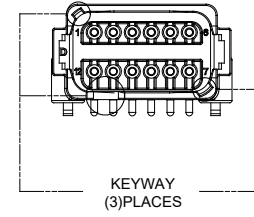
ATF13-12PB-BM0X VARIANTS	
CONTACT PLATING	PART NUMBER
GOLD	ATF13-12PB-BM01
TIN	ATF13-12PB-BM03

P/N ATF13-12PC-BM0X
KEY-C CONFIGURATION
STANDARD COLOR: GREEN



ATF13-12PC-BM0X VARIANTS	
CONTACT PLATING	PART NUMBER
GOLD	ATF13-12PC-BM01
TIN	ATF13-12PC-BM03

P/N ATF13-12PD-BM0X
KEY-D CONFIGURATION
STANDARD COLOR: BROWN



ATF13-12PD-BM0X VARIANTS	
CONTACT PLATING	PART NUMBER
GOLD	ATF13-12PD-BM01
TIN	ATF13-12PD-BM03

SEE PART NUMBER CHART		DESCRIPTION		ITEM	
PART NUMBER		DESCRIPTION		ITEM	
QUANTITY					
MATERIALS LIST					
UNLESS OTHERWISE SPECIFIED 1) All dimensions are in metric (mm). 2) Tolerances are as follows: 1 PL DEC ±0.30 2 PL DEC ±0.15 3 PL DEC ±0.08 3) Note reference = Δ		SIGNATURES DATE DRAWN: BROOK.DING 12/JUL/19 CHECKED: ORION.LI 12/JUL/19 ENGINEER: APPROVAL: TOMMY.XIE 12/JUL/19 CUSTOMER:		<p>Sine Systems - www.amphenol-sine.com 44724 Morley Drive Clinton Township, MI 48036</p> <p>RIGHT ANGLE RECEPTACLE, AT 12 PIN, SNAP FIT, BOARDLOCK</p>	
MATERIAL SPECIFICATIONS:		THIS DRAWING IS SUPPLIED FOR INFORMATION ONLY. DESIGN FEATURES, SPECIFICATIONS AND PERFORMANCE DATA SHOWN HEREON ARE THE PROPERTY OF THE AMPHENOL CORPORATION. NO RIGHTS OF REPRODUCTION ARE IMPLIED. ALL DIMENSIONS ARE SUBJECT TO NORMAL MANUFACTURING VARIATIONS.			
PROCESS SPECIFICATIONS:		SIZE: B C-	TYPE: ATF13-12PX-BM0X		REVISION: A3
NEXT ASSY:		SCALE: NONE	SHEET 2 OF 2		

TITLE: RIGHT ANGLE RECEPT. AT 12 PIN, SNAP FIT, BOARDLOCK
DWG NO.: ATF13-12PX-BM0X
REV: A3
SH: 2
OF: 2

X-ON Electronics

Largest Supplier of Electrical and Electronic Components

Click to view similar products for [Automotive Connectors](#) category:

Click to view products by [Amphenol](#) manufacturer:

Other Similar products are found below :

[003-018-000](#) [60403001](#) [60993906-B](#) [M902-2131](#) [M902-2161](#) [72.330.1035.1](#) [73.353.4028.0](#) [F119300-B](#) [F166900](#) [F258300-B](#) [F358300-B](#)
[F407400](#) [F444110](#) [F487000](#) [F509500B-B](#) [827153-1](#) [8N1515-32-24P](#) [9-1326729-8](#) [925474-1](#) [928905-1](#) [964562-4](#) [968782-1](#) [GT17SA-8DS-](#)
[HU](#) [98891-1012](#) [98947-1016](#) [12004475-L](#) [12010290](#) [12010309-B](#) [12015454](#) [12020219-B](#) [12020308](#) [12041318-B](#) [12052225-L](#) [12052466](#)
[12059125](#) [12064869](#) [12004327-B](#) [12010503-B](#) [12015308](#) [12015384](#) [12015909](#) [1-21030-1](#) [12041254](#) [12041318](#) [12047946-B](#) [12047957](#)
[12047957-L](#) [12059473](#) [12066261](#) [12110546](#)