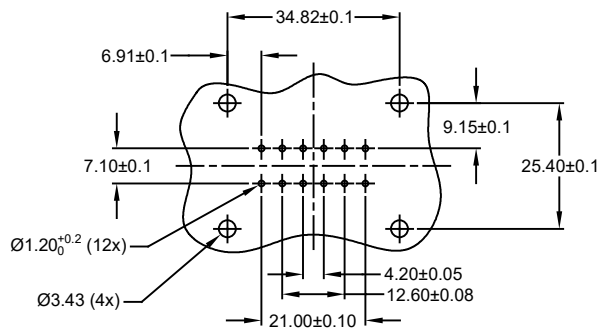
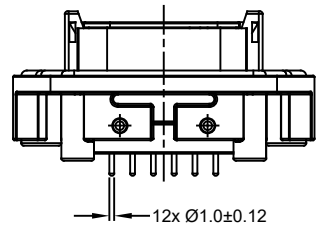
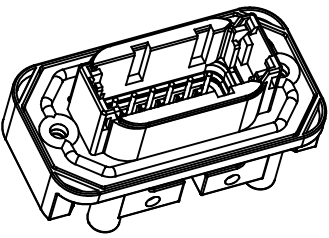
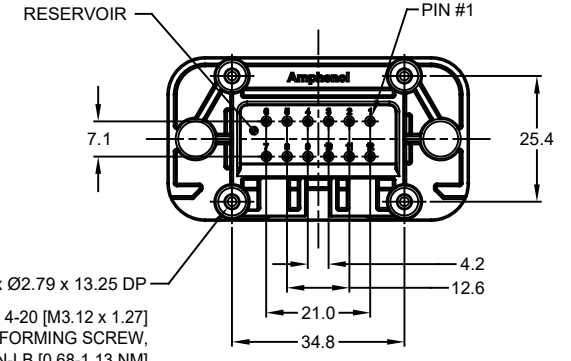


RECOMMENDED SCREW: 4-20 [M3.12 x 1.27]
 THREAD-FORMING SCREW,
 TORQUE: 6-10 IN-LB [0.68-1.13 NM]

REVISIONS					
REV	ECO	DESCRIPTION	DATE	BY	APPR
A1	-	RELEASE NEW DRAWING	15JUN18	SULLEN	TOMMY
A2	-	REVISED DRAWING	10JUL20	JHEAD	DH



RECOMMENDED PCB LAYOUT
 VIEW FROM COMPONENTS
 SIDE OF PCB

NOTES: UNLESS OTHERWISE SPECIFIED

- MATERIAL:
 HOUSING: THERMOPLASTIC, GREY
 SEAL: SILICONE RUBBER
 CONTACT: COPPER ALLOY
- CONTACT PLATING: SEE SHEET 2
- MODIFICATIONS: FLANGE; STRAIGHT PCB MOUNT
- SPECIFICATIONS:
 4.1 CURRENT RATING: 7.5 AMPS
 4.2 OPERATING TEMPERATURE: -55°C TO +125°C
 4.3 DIELECTRIC WITHSTANDING VOLTAGE: LESS THAN 2 MILLIAMPS CURRENT LEAKAGE @ 1500 VOLTS AC
 4.4 INSULATION RESISTANCE: 1000 MEGOHMS MIN @ 25°C
 4.5 MOISTURE RESISTANCE: IP67 (MATED CONDITION)
 4.6 MATING CYCLE DURABILITY: 100 CYCLES
 4.7 RoHS COMPLIANT

5. MATING PART: ATM06-12SX*
 (X = A,B,C,D KEYS ; * = MODIFICATIONS AND COLORS)

\triangle 6. SEE SHEET 2 FOR OTHER KEY ARRANGEMENTS AND COLORS

7. ALL DIMENSIONS ARE FOR REFERENCE USE ONLY

8. POTTED CONNECTORS SPECIFIED FOR UP TO 5 P.S.I. APPLICATIONS.

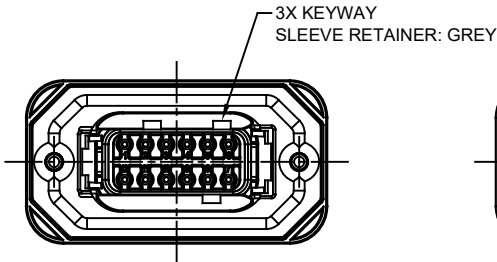
QUANTITY	PART NUMBER	DESCRIPTION	ITEM
	ATM15-12PX-BMXX	DTM15-12PA, DTM15-12PB, DTM15-12PC, DTM15-12PD, DTM15-12PA-G003, DTM15-12PB-G003, DTM15-12PC-G003	
MATERIALS LIST			
UNLESS OTHERWISE SPECIFIED		SIGNATURES	
1) All dimensions are in metric(mm)		DRAWN: SULLEN,ZHANG 15JUN18	
2) Tolerances are as follows:		CHECKED: ORION,LI 15JUN18	
1 PL DEC ±0.30 Fractions ±1/64		ENGINEER:	
2 PL DEC ±0.15 Angles ±1°		APPROVAL: TOMMY,XIE 15JUN18	
3) Note reference = \triangle		CUSTOMER:	
MATERIAL SPECIFICATIONS:		THIS DRAWING IS SUPPLIED FOR INFORMATION ONLY. DESIGN FEATURES, SPECIFICATIONS AND PERFORMANCE DATA SHOWN HEREON ARE THE PROPERTY OF THE AMPHENOL CORPORATION. NO RIGHTS OF REPRODUCTION ARE IMPLIED. ALL DIMENSIONS ARE SUBJECT TO NORMAL MANUFACTURING VARIATIONS.	
PROCESS SPECIFICATIONS:		SIZE: B C- TYPE: ATM15-12PX-BMXX REVISION: A2	
NEXT ASSY:		SCALE: NONE SHEET 1 OF 2	

Amphenol
 Sine Systems - www.amphenol-sine.com
 44724 Morley Drive
 Clinton Township, MI 48036

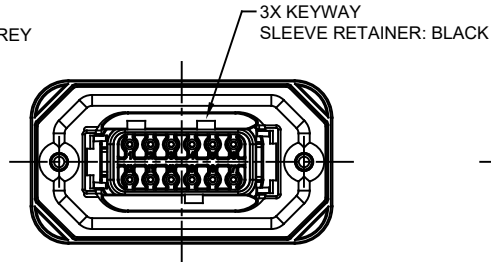
BOARDLOCK PCB MOUNT RECEPTACLE,
 12 PIN, STRAIGHT FLANGE, ATM SERIES

TITLE: PCB MOUNT RECEPTACLE, 12PIN, STRAIGHT FLANGE, ATM SERIES
 DWG NO.: ATM15-12PX-BMXX
 REV: A2
 SH: 1
 OF: 2

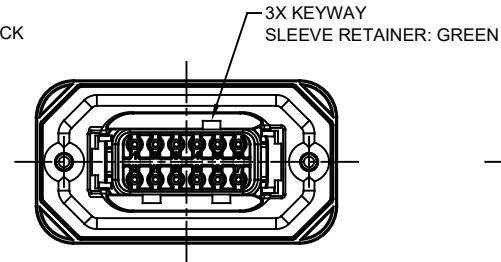
REVISIONS					
REV	ECO	DESCRIPTION	DATE	BY	APPR
A1	-	RELEASE NEW DRAWING	15JUN18	SULLEN	TOMMY
A2	-	REVISED DRAWING	10JUL20	JHEAD	DH



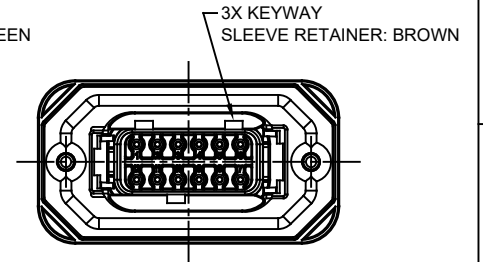
ATM15-12PA-BMXX
KEY A



ATM15-12PB-BMXX
KEY B



ATM15-12PC-BMXX
KEY C



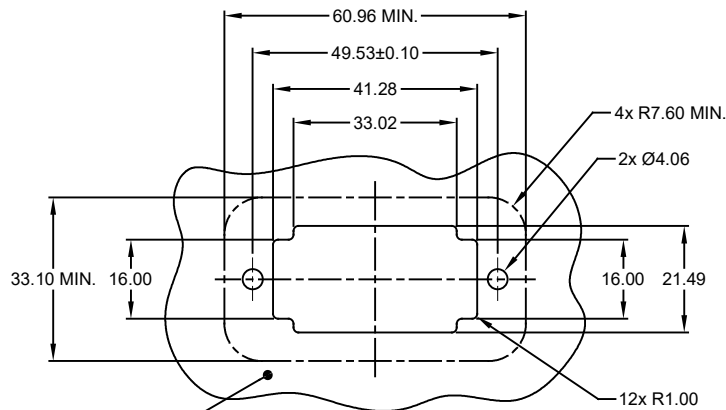
ATM15-12PD-BMXX
KEY D

ATM15-12PA-BMXX VARIANTS		
CONTACT PLATING	POTTING OR NOT IN RESERVOIR	PART NUMBER
GOLD	NO POTTING	ATM15-12PA-BM01
GOLD	POTTING	ATM15-12PA-BM02
TIN	NO POTTING	ATM15-12PA-BM03
TIN	POTTING	ATM15-12PA-BM04

ATM15-12PB-BMXX VARIANTS		
CONTACT PLATING	POTTING OR NOT IN RESERVOIR	PART NUMBER
GOLD	NO POTTING	ATM15-12PB-BM01
GOLD	POTTING	ATM15-12PB-BM02
TIN	NO POTTING	ATM15-12PB-BM03
TIN	POTTING	ATM15-12PB-BM04

ATM15-12PC-BMXX VARIANTS		
CONTACT PLATING	POTTING OR NOT IN RESERVOIR	PART NUMBER
GOLD	NO POTTING	ATM15-12PC-BM01
GOLD	POTTING	ATM15-12PC-BM02
TIN	NO POTTING	ATM15-12PC-BM03
TIN	POTTING	ATM15-12PC-BM04

ATM15-12PD-BMXX VARIANTS		
CONTACT PLATING	POTTING OR NOT IN RESERVOIR	PART NUMBER
GOLD	NO POTTING	ATM15-12PD-BM01
GOLD	POTTING	ATM15-12PD-BM02
TIN	NO POTTING	ATM15-12PD-BM03
TIN	POTTING	ATM15-12PD-BM04



INTERNAL SEALING SURFACE
FINISH TO BE ≥ 2 OR BETTER $\sqrt{0.13}$

RECOMMENDED PANEL
CUTOUT

ATM15-12PX-BMXX		DESCRIPTION		ITEM
PART NUMBER				
QUANTITY				
MATERIALS LIST				
<small>UNLESS OTHERWISE SPECIFIED:</small> 1) All dimensions are in metric(mm). 2) Tolerances are as follows: 1 PL DEC ±0.35 Fractions ±1/64 2 PL DEC ±0.15 Angles ±1° 3 PL DEC ±0.08 3) Note reference = Δ		SIGNATURES DATE DRAWN: SULLEN,ZHANG 15JUN18 CHECKED: ORION,LI 15JUN18 ENGINEER: APPROVAL: TOMMY,XIE 15JUN18		
MATERIAL SPECIFICATIONS:		CUSTOMER: THIS DRAWING IS SUPPLIED FOR INFORMATION ONLY. DESIGN FEATURES, SPECIFICATIONS AND PERFORMANCE DATA SHOWN HEREON ARE THE PROPERTY OF THE AMPHENOL CORPORATION. NO RIGHTS OF REPRODUCTION ARE IMPLIED. ALL DIMENSIONS ARE SUBJECT TO NORMAL MANUFACTURING VARIATIONS.		
PROCESS SPECIFICATIONS:		SIZE	TYPE	DWG NO.
NEXT ASSY:		B	C-	ATM15-12PX-BMXX
		SCALE	REVISION	
		NONE	A2	
			SHEET	2 OF 2

TITLE: PCB MOUNT RECEPTACLE, 12PIN, STRAIGHT FLANGE, ATM SERIES
DWG NO: ATM15-12PX-BMXX
REV: A2
SH: 2
OF: 2

X-ON Electronics

Largest Supplier of Electrical and Electronic Components

Click to view similar products for [Automotive Connectors](#) category:

Click to view products by [Amphenol](#) manufacturer:

Other Similar products are found below :

[003-018-000](#) [60403001](#) [60993906-B](#) [M902-2131](#) [M902-2161](#) [72.330.1035.1](#) [73.353.4028.0](#) [F119300-B](#) [F166900](#) [F258300-B](#) [F358300-B](#)
[F407400](#) [F444110](#) [F487000](#) [F509500B-B](#) [827153-1](#) [8N1515-32-24P](#) [9-1326729-8](#) [925474-1](#) [928905-1](#) [964562-4](#) [968782-1](#) [GT17SA-8DS-](#)
[HU](#) [98891-1012](#) [98947-1016](#) [12004475-L](#) [12010290](#) [12010309-B](#) [12015454](#) [12020219-B](#) [12020308](#) [12041318-B](#) [12052225-L](#) [12052466](#)
[12059125](#) [12064869](#) [12004327-B](#) [12010503-B](#) [12015308](#) [12015384](#) [12015909](#) [1-21030-1](#) [12041254](#) [12041318](#) [12047946-B](#) [12047957](#)
[12047957-L](#) [12059473](#) [12066261](#) [12110546](#)