



Main Feature

1. High switching current up to 15A in small size.
2. Sugar-Cube relay suitable for various applications.
3. UL, C-UL safety standard approved.
4. UL Class F insulation available.
5. Highly adapt to harsh conditions with high temperature and vibration.
6. Halogen Free series available.
7. Comply with RoHS and REACH regulations
8. In accordance with IEC 60335-1 Glow Wire requirements for home appliances.

Contact Rating

Load Type	AWH (DM)	AWH (D)
Rated Load (Resistive)	12A 250VAC(UL)	12A 250VAC(UL)
	10A 277VAC(TUV)	10A 277VAC(TUV)
	15A 120VAC	15A 120VAC
	15A 24VDC	15A 24VDC
Contact capacity	TV-5 120VAC (N/O)	TV-5 120VAC(N/O)
	Tungsten (1800W)	Tungsten (1800W)
	Tungsten (1800W)	Tungsten (1800W)
Rated Carrying Current	15A	15A
Max. Allowable Voltage	AC 240V	AC 240V
	DC 110V	DC 110V
Max. Allowable Current	15A	15A
Max. Allowable Power Force	3000VA	3000VA
	360W	360W
Contact Material	Ag Alloy	Ag Alloy
Contact Form	SPST	SPDT

Application

Domestic Appliances, Office Machines, Audio Equipment, Coffeepot, Control Units, etc.

Performance (at Initial Value)

- Contact Resistance..... 100mΩ Max.@1A,6VDC
- Operate Time..... 10mSec. Max.
- Release Time..... 5 mSec. Max.
- Dielectric Strength:
 - Between Coil & Contact..... 1,000VAC at 50/60 Hz for one minute
 - Between Contacts..... 500VAC at 50/60 Hz for one minute
- Surge Strength..... 3,000V (between Coil & Contact 1.2x50μSec.)
- Insulation Resistance..... 100 MegaΩ Min. at 500VDC
- Max. On/Off Switching:
 - Electrical.....6 Cycles per Minute
 - Mechanical.....300 Cycles per Minute
- Temperature Range.....-30 ~ +85°C

- Humidity Range..... 45 ~ 85% RH.
- Coil Temperature Rise..... 35°C Max.
- Vibration:
 - Endurance..... 10 to 55 Hz dual amplitude width 1.5mm
 - Error Operation..... 10 to 55 Hz dual amplitude width 1.5mm
- Shock:
 - Endurance1,000 m/S²
 - Error Operation..... 100 m/S²
- Life Expectancy:
 - Mechanical10⁷ Operations at No Load condition
 - Electrical.....10⁵ Operations at Rated Resistive Load
- Weight.....About 9 g

Safety Standard & File Number

- UL & C-UL.....E520111

Coil Specification (at 20°C)

Coil Sensitivity	Nominal Voltage (VDC)	Nominal Current (mA)	Coil Resistance ($\Omega \pm 10\%$)	Power Consumption (W)	Pull-In Voltage (VDC)	Drop-Out Voltage (VDC)	Maximum Allowable Voltage (VDC)
AWH	3	120	25	Abt. 0.36	75% Maximum	5% Minimum	130%
	5	71.4	70				
	6	60	100				
	9	40	225				
	12	30	400				
	18	20	900				
	24	15	1,600				
	36	10	3,600				
	48	7.5	6,400				

Ordering Information

AWH SH 1 12 D M F

Insulation System: Nil: Standard Class
F: Class F

Contact Form: Nil: One Form C
M: One Form A
B: One Form B
D: Standard DC

Coil Type: Standard DC
Coil Voltage: 03: 3V, 05: 5V, 06: 6V, 09: 9V, 12: 12V, 18: 18V, 24: 24V, 36: 36V, 48: 48V

Number of Pole: 1: One Pole

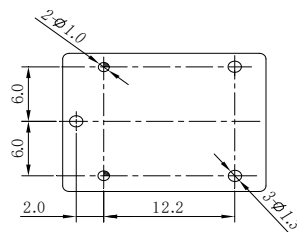
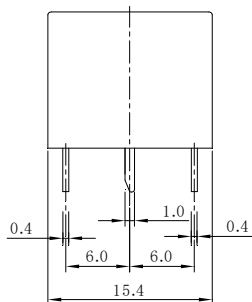
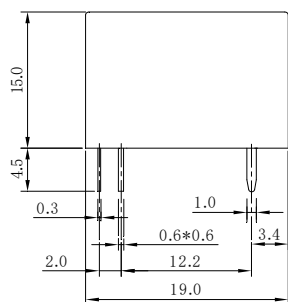
Type of Sealing: SH: RT III Wash Tight

Type: AWH

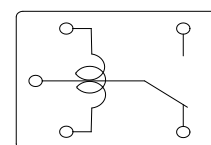
Classification

Model	AWH		
Contact Form	1C	1A	1B
Wash Tight	AWH SH 1□□D	AWH SH 1□□DM	AWH SH 1□□DB

Dimension ($\leq 5\text{mm} \pm 0.2\text{mm}$, $> 5\text{mm} \pm 0.3\text{mm}$, the tolerance of PCB thru hole: $+0.1\text{mm}$)

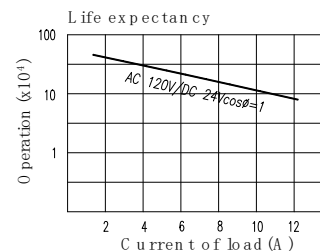
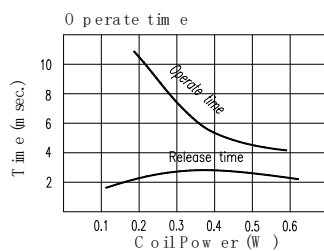
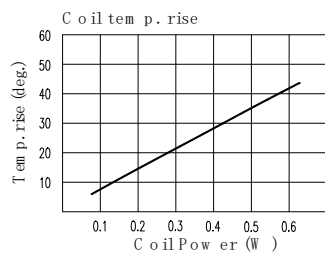


P.C.B. Layout



Bottom View

Reference Data



X-ON Electronics

Largest Supplier of Electrical and Electronic Components

Click to view similar products for [General Purpose Relays](#) category:

Click to view products by [Amphenol](#) manufacturer:

Other Similar products are found below :

[PCN-105D3MH,000](#) [59641F200](#) [5JO-1000CD-SIL](#) [5X827E](#) [5X837F](#) [5X840F](#) [5X842F](#) [5X848E](#) [LY2N-AC120](#) [LY2-US-AC120](#) [M115C60](#)
[M115N010](#) [M115N0150](#) [603-12D](#) [60HE1-5DC](#) [60HE2S-12DC](#) [61211T0B4](#) [61212T400](#) [61222Q400](#) [61243B600](#) [61243C500](#) [61243Q400](#)
[61311BOA2](#) [61311BOA6](#) [61311BOA8](#) [61311C0A2](#) [61311COA1](#) [61311COA6](#) [61311F0A2](#) [61311QOA1](#) [61311QOA4](#) [61311T0D6](#)
[61311TOA6](#) [61311TOA7](#) [61311TOB3](#) [61311TOB4](#) [61311U0A6](#) [61312Q600](#) [61312T400](#) [61312T600](#) [61313U200](#) [61313U400](#) [61322T400](#)
[61332C400](#) [61343C200](#) [61343C600](#) [61343Q200](#) [61343T100](#) [61343T200](#) [61343T400](#)