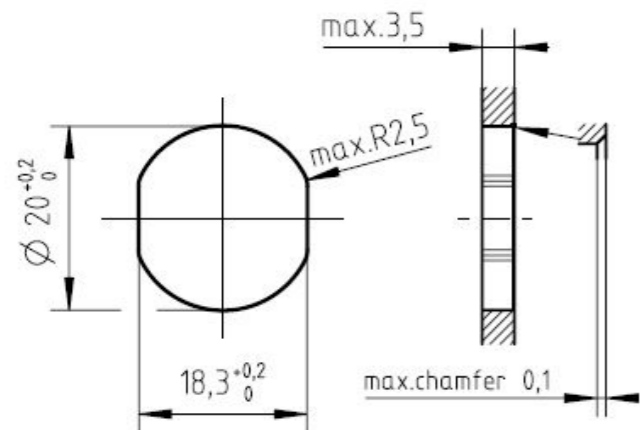
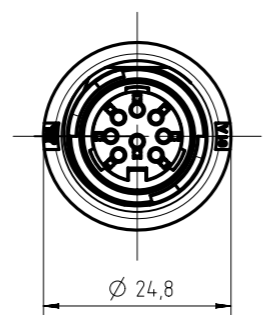


Panel Cutout M1:1

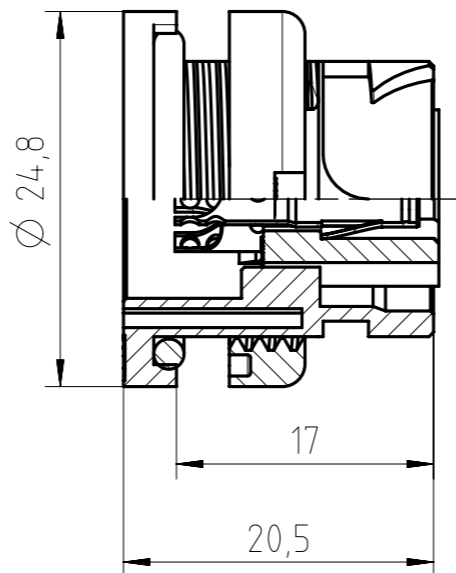
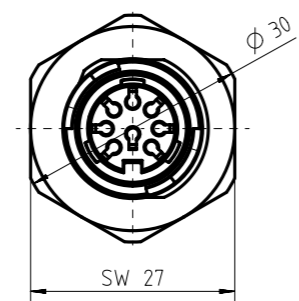


Recommended roughness sealing surface Rz6,3 (Ra0,8)

Version with ring nut



Version with hex nut



!ATTENTION!
contact insert not preassembled
he must pressed in after soldering

Number of contacts	Standard	3	4	5	5	6	7	7	8	12	14	14	19
Contact arrangement	IEC 61076-2-106	03-a	04-a	05-a	05-b	06-a	07-a	07-b	08-a	12-a	14-a	14-b	19-a
Rated voltage	IEC 60664-1	150 V		100 V	32 V	100 V			32 V				
Rated impulse withstand voltage	IEC 60664-1	840 V		500 V	840 V			500 V					
Pollution degree ²⁾	IEC 60664-1	3 ¹⁾											
Installation category	IEC 60664-1	I											
Insulation group	IEC 60664-1	II, 400 ≤ CTI < 600											
Current rating	IEC 60512-5-2 UL 1977	10A/+40°C			7A/+40°C					3A/+40°C			
Insulation resistance	IEC 60512-3-1	>10 ¹⁰ Ohm ²⁾											
Contact resistance	IEC 60512-2-1	<5mOhm											
Climatic category	IEC 60668-1	40 / 100 / 56											
Temperatur range	IEC 60668-1	-40°C...+100°C / -40°F...+212°F											
IP degree	IEC 60529	IP 68 (in mated condition)											
Insertion and withdrawal force	IEC 60512-13-2	25N	30N	35N	35N	50N	55N	55N	60N	50N	50N	50N	60N
mechanical operation	IEC 60512-9-1	≥500 mating cycles											
housing material		thermoplastic											
dielectric material		thermoplastic											
sealing material		chloroprene, silicone											
contacts		silver or gold plated											
termination technique		solder											
wire gauge		≤0,5mm ² / 20 AWG						≤0,35mm ² / 22 AWG					
flamability		UL 94 V0											
locking system	IEC 60130-9 DIN EN 61076-2-106	Quicklock system											

	19 (19-a)	Ag	C091 31G019 100 5 U	C091 31G019 109 5 U
		Au	C091 31G019 200 5 U	C091 31G019 209 5 U
	14 (14-b)	Ag	C091 31G114 100 5 U	C091 31G114 109 5 U
		Au	C091 31G114 200 5 U	C091 31G114 209 5 U
	14 (14-a)	Ag	C091 31G014 100 5 U	C091 31G014 109 5 U
		Au	C091 31G014 200 5 U	C091 31G014 209 5 U
	12 (12-a)	Ag	C091 31G012 100 5 U	C091 31G012 109 5 U
		Au	C091 31G012 200 5 U	C091 31G012 209 5 U
	8 (08-a)	Ag	C091 31G008 100 5 U	C091 31G008 109 5 U
		Au	C091 31G008 200 5 U	C091 31G008 209 5 U
	7 (07-b)	Ag	C091 31G107 100 5 U	C091 31G107 109 5 U
		Au	C091 31G107 200 5 U	C091 31G107 209 5 U
	7 (07-a)	Ag	C091 31G007 100 5 U	C091 31G007 109 5 U
		Au	C091 31G007 200 5 U	C091 31G007 209 5 U
	6 (6-a)	Ag	C091 31G006 100 5 U	C091 31G006 109 5 U
		Au	C091 31G006 200 5 U	C091 31G006 209 5 U
	5 (05-b)	Ag	C091 31G105 100 5 U	C091 31G105 109 5 U
		Au	C091 31G105 200 5 U	C091 31G105 209 5 U
	5 (05-a)	Ag	C091 31G005 100 5 U	C091 31G005 109 5 U
		Au	C091 31G005 200 5 U	C091 31G005 209 5 U
	4 (04-a)	Ag	C091 31G004 100 5 U	C091 31G004 109 5 U
		Au	C091 31G004 200 5 U	C091 31G004 209 5 U
	3 (03-a)	Ag	C091 31G003 100 5 U	C091 31G003 109 5 U
		Au	C091 31G003 200 5 U	C091 31G003 209 5 U
Contact arrangement View on mating side			Number of contacts (Contact arrangement acc. DIN EN 61076-2-106)	Part number with ring nut
				Part number with hex nut

Gewicht (errechnet) / Calc WT:		Zul. Abw./Tolerances:		Maßstab / Scale:	
Prüfmaß / Testdimension		± 0,50		A3	
Teileindex / Partindexnumber:		DIN / ISO 13715		CUSTOMER DRAWING	
Bagatelle change:		Gez. 11.09.2020		Gerätedose Quicklock	
		Drawn MCARLE		Female receptacle Quicklock	
		Status Released			
		Gepr. 25.06.2021			
		Checked MBERTSCH			
		Amphenol Tuchel Industrial GmbH		Blatt / Sheet 1	
02	201800273	24.06.2021	MCARLE	M C091 31GXXX X0X 5 U	
01	201800273	30.10.2020	MCARLE	1 Bl.	
Index	Änderung / Description	Datum / Date	Name	Ers. f. / Replacement for:	

¹⁾ designed acc. pollution degree 2; can be used under pollution degree 3 when the rules of IEC 60664-1 are fulfilled
²⁾ under operating conditions >10⁸ Ohm
 Do not connect or disconnect under load. Metal housing parts shall be securely incorporated to protected ground.
 Remark for gold plated contacts:
 In order to avoid brittle inter-metallic connections, gold plated terminals have to be tin-plated in the solder area.
 All technical data have been measured in a laboratory environment and can be different during practical usage of the product. Any product information is for descriptive usage only and not legally binding; particularly the information does not constitute or provide any legal guaranties ("Beschaffungsgarantie" or "Haltbarkeitsgarantie").

Weitergabe sowie Vervielfältigung dieser Unterlage, Verwertung und Mitteilung ihres Inhalts nicht gestattet, soweit nicht ausdrücklich zugestanden. Zuwiderhandlungen verpflichten zu Schadenersatz. Alle Rechte für den Fall der Patenterteilung oder Gebrauchsmuster-Eintragung vorbehalten.

FAI2021-002818

X-ON Electronics

Largest Supplier of Electrical and Electronic Components

Click to view similar products for [Circular DIN Connectors](#) category:

Click to view products by [Amphenol](#) manufacturer:

Other Similar products are found below :

[M83723/76W22326](#) [M83723/78R22327](#) [D38999/26FE99SN L/C](#) [75-069228-21J](#) [7519021610P](#) [75-190224-28S](#) [75-474014-07L](#)
[803000A09M040](#) [FGG.1K.314.CLAK75](#) [FGG.3B.304.CYZD62](#) [FGJ.0B.306.CLLD42Z](#) [FRCIR030FP-28-21S](#) [FRCIR030RFP-40A-38P-F80](#)
[FRCIR06F-20-15S-F80](#) [FRCIR06F-40A-38S-F80](#) [FRCIR06R-14S-6S](#) [FRCIR06R-20-27S](#) [FRCIR08R-20-7S](#) [88-569735-06P](#) [88-569769-19P](#)
[88-569785-06I](#) [8R3006A18M0033](#) [GTC00G-24-7S](#) [PT05A-14-18SW\(023\)](#) [PT05A-14-5SX](#) [PT05A1832SW](#) [PT05A2041SX](#)
[GTC030-20-27PW-LC](#) [GTC030A-20-33S](#) [GTC06R20-22P-025-LC](#) [1211290078](#) [1211810025](#) [ACC06AF-20-23P\(003\)](#) [1210503216](#)
[1211500027](#) [ACS06AF-16-10P\(003\)](#) [D38999/40FB35AN](#) [D38999/40WD35PN](#) [D38999/40WD5AN](#) [D38999/42WB35AB](#)
[D38999/42WB35PB-L/C](#) [D3899942WF35AN](#) [D38999/44WH21AN](#) [D38999/44WH35AN](#) [D38999/44WJ35PN](#) [12DL6MX](#) [AFD57-22-12S-](#)
[6141](#) [MS2518324-22S](#) [MS3100F2018SY](#) [MS3100R20-18S](#)