


Radsok[®]

High Power Connectors



Note from the CEO



Ladies and Gentlemen,

For over 75 years Amphenol has enjoyed success as the interconnection technology provider of choice to industry-leading companies around the world. One of our key strategic areas of focus has been and is the Industrial market. Our organization works with leading manufacturers across a wide range of applications - including Energy Generation & Distribution, Transportation, Heavy Equipment, Factory Automation, Wireless Outdoor, ChipCard Readers - enabling smarter, faster and better technologies to connect products to customer solutions.

The Industrial market footprint of Amphenol covers over facilities in more than 12 different European countries and more than 30 countries worldwide. Our successful expansion into new regions as well as new industrial applications is a direct reflection of our agile, entrepreneurial management team and our unwavering commitment to execute Amphenol's strategies for the benefit of our customers, shareholders and employees.

Thank you for partnering with Amphenol. Our entire organization is at your service.

A handwritten signature in black ink, appearing to read 'R. Adam Norwitt'. The signature is fluid and stylized, with a large initial 'R'.

R. Adam Norwitt
President and CEO, Amphenol Corporation



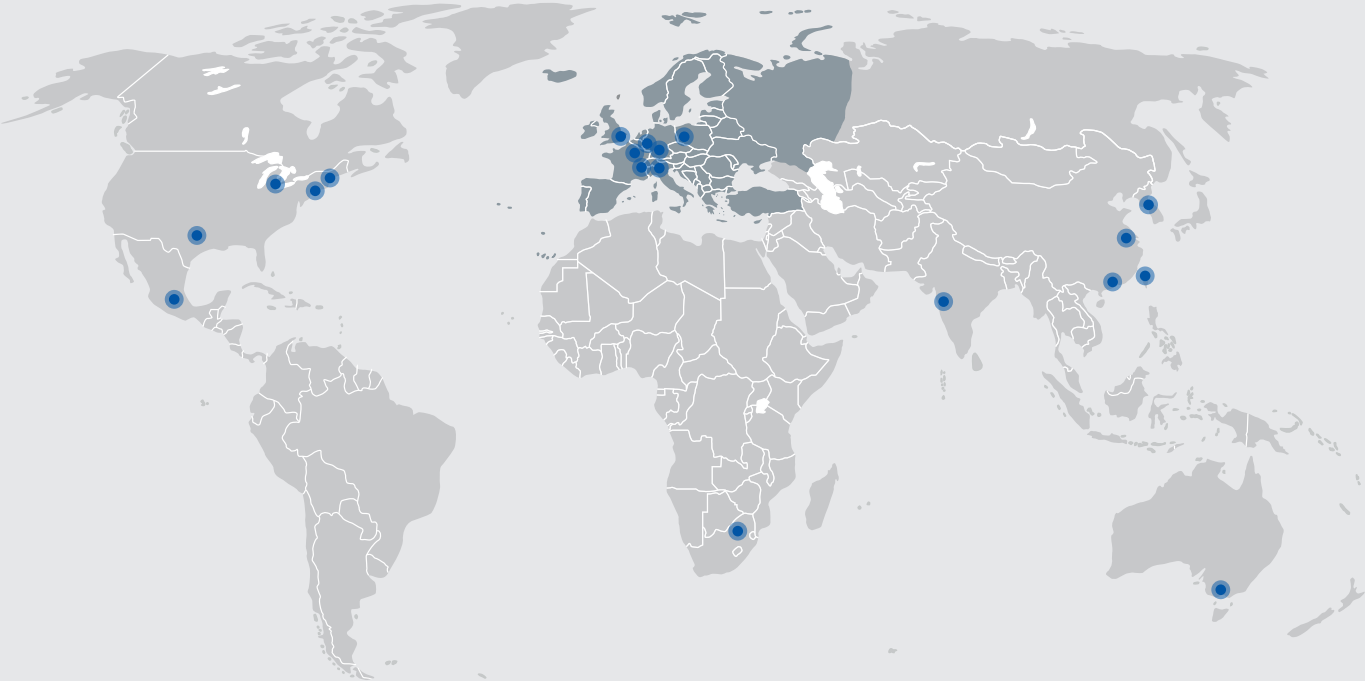
Make use of the best

Use our global resources

“Think global, act local!” Independently from where you are in Europe, we offer you our global expertise and great variety of products and technologies. And in comfort with your personal contact. Our numerous European offices are your access to our global resources.

© OUR OFFICES IN EUROPE AND WORLDWIDE

- | | | | |
|----------------|--------|-----------|--------------|
| FRANCE | CHINA | AUSTRALIA | SOUTH AFRICA |
| GERMANY | KOREA | MEXICO | INDIA |
| UNITED KINGDOM | TAIWAN | USA | ITALY |





SECURITY, RELIABILITY AND COMFORTABLE SERVICE FROM ONE SOURCE.

More time for important things: benefit from our service and diversity

Enjoy security, reliability and comfortable service from one source. INDUSTRIAL@AMPHENOL offers one of the most individual and most diversified service programmes in the market – exclusively for industrial customers. Access all possibilities of the Amphenol group through your personal expert adviser.



WIDE PRODUCT RANGE

Take advantage of a choice of Amphenol products. Our broad product portfolio offers individual solutions from more than 85 member companies in the global Amphenol group.



EXCLUSIVENESS AND FLEXIBILITY

One face to the customer: every inquiry is handled on an individual service level by your personal key account service partner. This ensures maximum transparency and best-in-class flexibility in the whole process.



QUALITY

Interconnect systems need reliability, speed and flawless data transmission. We continuously test and guarantee the required standard in our products – and also in our personal services.



INDIVIDUAL SOLUTIONS

Your project requires an individual solution that is not available off-the-shelf? As your think tank and discussion partner we provide engineering support and solution-oriented development for your tailor-made Amphenol product.



SPEED AND AVAILABILITY

Smart and intelligent processes are the secret behind our service programme. Flexible planning and distribution, perfect logistics and highest availability are our key factors for best customer service.



GLOBAL KEY ACCOUNT SERVICE

Our key account service is your individual entrance to global know-how, products and services. More than 85 Amphenol companies around the world offer an extensive range of technologies and products. We offer access to our worldwide resources through one individual contact person.

Content	Page
1 - Radsok basics	06
2 - Sub series	08
2.1 busbar mate	08
High Power Connectors for busbar. 6.0 mm, 8.0 mm and 10.0 mm Radsok	
2.2 board mate	10
High Power Connectors for PCB-Applications. 3.6 mm, 6.0 mm and 8.0 mm Radsok	
2.3 ground mate	12
High Power contacts for grounding or potential equalisation (PE). 3.6 mm, 6.0 mm and 8.0 mm Radsok	
2.4 Radsok contacts and housings	14
High Power contacts and touch-proof housings. 3.6 mm, 6.0 mm and 8.0 mm Radsok	
2.5 Wallbushing Connector family	16
Feed-through-power Connector. 6.0 mm and 8.0 mm Radsok IP65/IP67 against the wall IP20 in mated condition	
2.6 Tools	18
Eletro hydraulic crimping unit and crimping dies.	
2.7 Radsok industrial solutions	20
2.8 press mate	22
Radsok can be integrated in Standard cable lugs. 3.6 mm up to 16.0 mm Radsok	
3 - Deratings	24

More and more electrical and electronic components require higher amounts of energy. Conventional connection technology is not always able to meet such requirements. Pluggable connections are often no longer able to be applied. Amphenol offers a new generation of power contacts: Radsok. The hyperbolic construction offers many advantages such as contact coverage of up to 65 %, absorption of vibrations as well as durable stability of the contact elements. Current transfer of several hundred Ampere in addition to a high number of mating cycles is not a problem.

RADSOK means Radial Socket. The RADSOK terminal is a patented high performance hyperboloid socket style electrical contact system for applications >30 amps.. Hyperboloid connectors offer superior

performance compared to standard pin and socket connectors. In the RADSOK terminal, multiple contacting elements are hyperbolically arrayed around the inner diameter of the socket. In addition, each of the contact elements is skewed with respect to the axial direction of the terminal. The result is the multiple contact surfaces, comprising what is referred to as the “grid.” See also the picture on the next page.

When viewing the grid profile, a hyperbola shape is seen that is the basis of the unique RADSOK contact. The hyperbolic configuration results in a mechanical interference between an inserted pin and the contact elements. When a pin is inserted into the socket, the contacting elements of the grid mechanically wrap around the pin providing pressure (normal force) necessary for a superior electrical connection.

Key Features

LOW CONTACT RESISTANCE AND HIGH CURRENT CAPACITY

The grid provides a greater surface area of electrical contact per contacting element than standard contacts. RADSOK contacts do not relax as a result of repeated insertion, which occurs in standard terminals. The associated millivolt loss that is common in standard terminals due to repeated insertion relaxation does not occur with RADSOK. The result is superior electrical transfer that does not deteriorate from repeated insertion.

VIBRATION RESISTANCE/OFF AXIS INSERTION TOLERANCE

The hyperbolic grid of the RADSOK terminal assures full contact with an inserted pin. Tests have confirmed that when subjected to vibration, this hyperbolic elastic grid maintains electrical continuity. This unique feature also provides for some axial misalignment without sacrifice of electrical contact.

EXCELLENT DURABILITY

Certain applications require repeated insertion/extraction cycles. Due to its unique design and used materials the RADSOK contact is ideally fitted for applications with a high number of mating cycles while maintaining ability to carry high current capacity and withstand vibrations.

SELF CLEANING LOW CONTACT RESISTANCE AND HIGH CURRENT

When talking about connectors it should be taken care to assure that the contact remain clean and free of contaminants to prevent voltage loss and heating. The design of the RADSOK contact provides a degree of self-cleaning. As the pin is inserted into the socket, the grid elements provide a wiping action that remove minor contaminants from the pin. The spaces between the grid elements provide space for contaminants.

Radsok® Electrical Characteristics

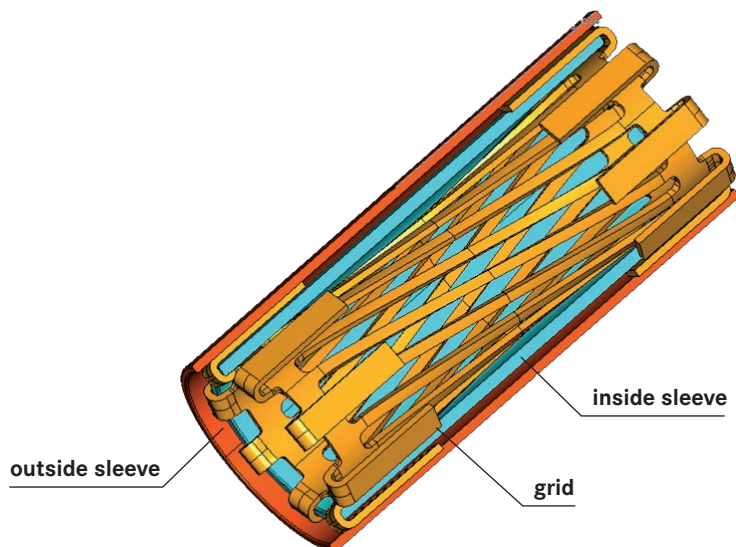
All electrical measurements have been performed with RADSOK-terminals in standard configuration


Attribute		RADSOK	3,6	6,0	8,0
Transition resistance			< 0,2 mΩ	< 0,1 mΩ	< 0,1 mΩ
Typical Transition resistance (for information only)			(0,15 mΩ)	(0,09 mΩ)	(0,06 mΩ)
Continuous current carrying capacity					
Parameter		cross section	6, 10, 16 mm ²	10, 16, 25 mm ²	35, 50 mm ²
Ambient temperature	20 °C		125 A	190 A	300 A
	85 °C		88 A	135 A	210 A
	125 °C		60 A	85 A	130 A
Max transmission duration for high power					
Ambient temperature	power				
40 °C	200 A		40 s	500 s	cont.
	500 A		2 s	25 s	100 s
	1000 A		0,2 s	3 s	15 s
100 °C	200 A		10 s	120 s	600 s
	500 A		0,9 s	10 s	40 s
	1000 A		0,1 s	1 s	8 s

Radsok Mechanical Characteristics

Mating Force and Mating Cycles

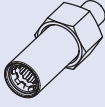

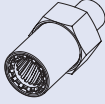

Attribute		RADSOK	3,6	6,0	8,0
Mating Force			9 N (±3)	21 N (±10)	30 N (±12)
Mating Cycles			1000	1000	1000





busbar | mate

- **screw version**
- **available in 6 mm, 8 mm and 10 mm**
- **great solution for busbar**
- **maximum operating temperature (incl. selfheating) +150 °C**

Description	Part number	Drawing	Picture
Radsok 6 mm with thread M6	N 02 060 6601 001		
Radsok 8 mm with thread M8	N 02 080 6601 001		
Radsok 10 mm with thread M10	N 02 100 6601 001		

Size	6,0	8,0	10,0
Mating partner			
diameter	$\varnothing 5,95^{+0,05}_{-0}$	$\varnothing 8,0^{+0}_{-0,05}$	$\varnothing 10,0^{+0}_{-0,05}$
surface roughness	Ra=0,8		
material	brass		
surface contact area	silver-plated min 6 μm		
minimum length	22 mm ^{*1}	26 mm ^{*1}	28 mm ^{*1}
busbar			
through hole	$\varnothing 6,2 \pm 0,1$ mm	$\varnothing 8,2 \pm 0,1$ mm	$\varnothing 10,2 \pm 0,1$ mm
cross-section at contact area	12 mm	16 mm	20 mm
thickness	2,8 mm min ^{*2}	3,2 mm min ^{*2}	3,6 mm min ^{*2}
material	copper		

Size	6,0	8,0	10,0
torque	8 Nm	12 Nm	15 Nm
Thread	M6	M8	M10
Current carrying capacity at 85 °C ambient temperature ^{*1}	134 A	197 A	230 A
Current carrying capacity at 85 °C ambient temperature ^{*1}	112 A	164 A	190 A

The screw-in Radsok contact has to be tightened in the busbar with a nut according to DIN EN24 032/ISO 4032 and a washer. At assembly the nut has to be hold an the screw-in Radsok contact hat bo be tightened with a torque according to table above.

^{*1} The current carrying capacity is depending on the ambient temperature, a potentially used cable (insulation, conductance/cross section, length, laying), used mating partner, busbar (contact area, material, cross-section) external heat sources, housing, supply air/cooling and quality of crimping.

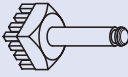





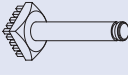








^{*2} For mechanical stability the screw-in Radsok contact has to be tightened by a nut.

board | mate

- **High Power for PCB**
- **available in 3.6 mm, 6 mm and 8 mm Radsok**
- **up to 75% quicker than screw connection**
- **compact design – requires less space**
- **Board-to-board and board-to-cable solutions**



Amphenol board|mate connectors combine high power contact technology from Amphenol and PCB blocks from Wuerth Elektronik. Instead of soldering they are pressed in into the circuit board so the board is no exposed to high temperature during soldering.

description	Part number	drawing	housing
Solutions for 3.6 mm Radsok			
board mate pressfit pin - Radsok 3,6 mm	N 01 036 6501 001		-
board mate pressfit socket - Radsok 3,6mm	N 02 036 6501 001		-
crimp socket 3,6 mm 4-6 mm ² cable diameter	N 02 036 6126 001		C360 G01 041 E1Z
crimp socket 3,6 mm with click fit 4 mm ² -6 mm ² cable diameter	N 02 036 6136 002		C360 G01 141 E1Z
crimp socket 3,6 mm with Isola 6 mm-10 mm ² cable diameter	N 02 036 6109 002		C360 G01 241 E1Z
crimp socket 3,6 mm with click fit 6 mm ² -10 mm ² cable diameter	N 02 036 6137 002		C360 G01 341 E1Z
Solutions for 6 mm Radsok			
board mate pressfit pin - Radsok 6,0 mm	N 01 060 6501 001		-
crimp socket contact 6 mm 10 mm ² -16 mm ² cable diameter	N 02 060 6121 002		C360 G01 041 E2Z
Crimpcontact for male contact Ø6 mm click fit 10-16 mm ² cable diameter	N 02 060 6164 002		C360 G01 141 E2Z
crimp socket contact 6 mm 25 mm ² cable diameter	N 02 060 6120 002		C360 G01 241 E2Z
crimp socket contact 6 mm with Isola-Crimp 25 mm ² cable diameter	N 02 060 6165 002		C360 G01 341 E2Z
Solutions for 8 mm Radsok			
board mate pressfit pin - Radsok 8,0 mm	N 01 080 6501 001		-
board mate pressfit socket - Radsok 8,0 mm	N 02 080 6501 001		-
crimp socket contact 8 mm 35 mm ² -50 mm ² cable diameter	N 02 080 6121 002		C360 G01 041 E3Z (35 mm) C360 G01 241 E3Z (35 mm) or C380 10E004 241 2L (50 mm) C380 G09 241 E3 (50 mm)
crimp socket click fit 8 mm 35-50 mm ² cable diameter	N 02 080 6182 002 L		C360 G01 141 E3Z (35 mm) C360 G01 341 E3Z (50 mm)

Current Carrying Capacity

The current carrying capacity of a connection using a boardmate connector needs to be seen in the context of the overall system.


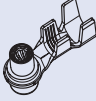
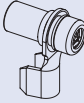


General Information

Especially when talking about high current carrying capacity a lot of factors have to be considered, e.g. layout of the PCB or cooling system. The Press Fit zone has very low electrical contact resistance of 100 – 200 µOhm. The limiting factor therefor usually lies in the circuit board layout or in the connection of a feed line. The plugging elements have an electrical contact resistance of 0.2 mOhm at Ø 3.6 mm, 0.095 mOhm at Ø 6.0 mm, 0.075 mOhm Ø 10.3 mm and 0.028 mOhm at Ø 14.0 mm.

ground | mate

- For grounding systems or Potential equalisation (PE)
- For power applications
- fast and easy mating
- secure and reliable contact system
- vibration-proof solution



description	Part number	drawing	housing
Solutions for 3.6 mm Radsok			
crimp socket 3,6 mm with click fit 4 mm ² -6 mm ² cable diameter	N 02 036 6136 002		C360 G01 141 E1Z
crimp socket 3,6 mm with click fit 6 mm ² -10 mm ² cable diameter	N 02 036 6137 002		C360 G01 341 E1Z
Solutions for 6 mm Radsok			
crimp socket contact 6 mm 10-16 mm ² cable diameter	N 02 060 6164 002		C360 G01 141 E2Z
Crimpcontact for male contact Ø6 mm click fit 25 mm ² cable diameter	N 02 060 6165 002		C360 G01 341 E2Z
Solutions for 8 mm Radsok			
crimp socket click fit 8 mm 35-50 mm ² cable diameter	N 02 080 6182 002 L		C360 G01 141 E3Z (35 mm) C360 G01 341 E3Z (50 mm)

- no tooling
- quick and easy assembly by plugging
- standard bolt or thread (for grounding)
- hidden assembly possible
- easy maintenance
- axial assembly (e.g. in line) possible


SAVE 50-60% ASSEMBLY TIME
COMPARED TO BOLTED RING
TERMINAL SOLUTIONS

YOUR BENEFITS

- optional touch proof housing available
- secure and reliable contact system
- fast and easy mating saves time and assembly cost
- optical and haptic feedback
- no torque control necessary
- Locking on pins with nut or on threads
- compatible to M6 and M8 threads


Amphenol
Amphenol-Tuchel Electronics GmbH

Resumed Test Report
No. 426000-1431-0016

ground|mate® 

Pluggable earth/grounding contact

Tested type approved acc. to VDE test and certification institute:
Declaration of usability of Radsok® contacts as a grounding contact or a connection for grounding termination



Test and test report based on IEC 61984 and DIN VDE 0660-500
(For test details please see report reference No 426000-1431-0016/79471 dated 03.05.2007)

Connectors – Safety requirements and test, rated voltages 50 V – 1000 V;
Rated current up to 125 A for each pole

Test results acc. to DIN VDE 0660-500

Description of test item:
Radsok® high current connector for pins without thread
Radsok® high current connector for pins with thread M6 or M8

Device under test:
Radsok® 6 mm with crimped cable 10 mm²
Radsok® 8 mm with crimped cable 35 mm²

Contact resistance:
Pin with thread M6: 0.22 mΩ
Pin 6 mm without thread: 0.16 mΩ
Pin with thread M8: 0.14 mΩ
Pin 8 mm without thread: 0.11 mΩ

Temperature range (IEC 60512):
-40 ... +125°C

Short term current - and surge current stress (I_{pk}, I_{cw}, DIN VDE0660-500)
Test values

Short term current	2.25 kA	4.5 kA	20 kA
Short circuit current (AC)	1.5 kA	3 kA	10 kA
Duration of short circuit	1 s	1 s	1 s

Depending on the respective application the duration of short circuit stress needs to be adjusted.
For shorter turn-off times of protective devices (typical in the range of milliseconds, according to VDE 0641 Part 11 / 8.92 EN 60 898 < 0,1 s) higher short circuit currents are applicable.

Examples subject to the test report (with declaration of rated peak I_{pk} and duration of short circuit):

Radsok 6 mm
20 kA – 20 ms short circuit strength
8 kA – 228 ms short circuit strength
4.78 kA – 633 ms short circuit strength

Radsok 8 mm
20 kA – 179 ms short circuit strength
8.14 kA – 745 ms short circuit strength

Amphenol
Amphenol-Tuchel Electronics GmbH
August-Haeusser-Str. 10 • 74090 Heilbronn • Germany • Phone +49/7131/929-0 • Fax +49/7131/929-486 • www.amphenol.info



contacts & housings

- **Touch proof housings**
- **available in 3.6 mm, 6 mm, 8 mm**
- **vibration proof**

There are three categories of housings for Radsok contacts. Each housing fits to a specific contact so please check for additional information when choosing the contact.

HOUSINGS WITH INTEGRATED LOCKING

- for 3.6 mm Radsok, 6 mm radsok and 8 mm Radsok

Part number	cable diameter
for 3.6 mm Radsok	
C360 G01 041 E1Z	4-6 mm ²
C360 G01 241 E1Z	6-10 mm ²
for 6 mm Radsok	
C360 G01 041 E2Z	10-16 mm ²
C360 G01 241 E2Z	25 mm ²
for 8 mm Radsok	
C360 G01 041 E3Z	35 mm ²
C360 G01 241 E3Z	50 mm ²

"Z" stands for 400 pcs per packing unit. Please consider when ordering.

HOUSINGS FOR CLICK|FIT

- for 3.6 mm Radsok, 6 mm radsok and 8 mm Radsok

Part number	cable diameter
for 3.6 mm Radsok	
C360 G01 141 E1Z	4-6 mm ²
C360 G01 341 E1Z	6-10 mm ²
for 6 mm Radsok	
C360 G01 141 E2Z	10-16 mm ²
C360 G01 341 E2Z	25 mm ²
for 8 mm Radsok	
C360 G01 141 E3Z	35 mm ²
C360 G01 341 E3Z	50 mm ²

"Z" stands for 400 pcs per packing unit. Please consider when ordering.


HOUSINGS WITH ACTIVE PINLOCK CONNECTOR

- for 8 mm Radsok
- Mating- / unmating force: < 45N
- Pullout force: ≥ 500N (once only)
- Mating cycles: min. 1000
- Voltage level: ≤ 60V DC/AC (higher level on request)
- Temperature range: -40 °C to 125 °C, short time 150 °C
- Accepted wire range: 35 and 50 mm²
- Material: housing, cover and locking slider: PBT GF30

description	Part number
Housing black without coding	C380 10E004 241 2L
Cover for cable 35 mm ²	C380 10E004 241 E3L / C380 G09 241 E3L
Cover for cable 50 mm ²	C380 10E004 341 E3L / C380 G09 341 E3L
Crimp contact Radsok	N02 080 6121 002L

"L" stands for 50 pcs per packing unit. Please consider when ordering.

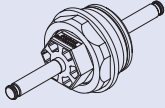
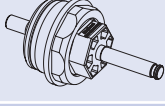
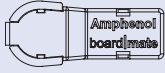
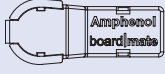
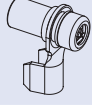

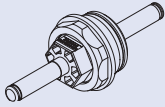
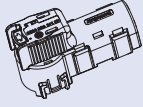
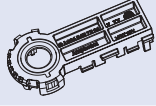
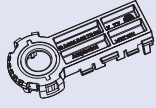




wallbushing connector

- **Power distribution connector**
- **available for 6 mm and 8 mm Radsok**
- **easy and fast assembling from one side!**
- **fast mating and unmating without any tool**

Radsok® wallbushing connector

description	Part number	drawing
6 mm Radsok - wallbushing connector		
6 mm Wallbushing Connector	C360 10D001 001 2	
6 mm Wallbushing Connector universal port	C360 10D001 002 2	
6 mm Radsok - sockets and housings		
Housing black for 10 mm ² -16 mm ² cable	C360 G01 141 E2	
Housing black for 25 mm ² cable	C360 G01 341 E2	
Crimp contact Radsok for 10 mm ² -16 mm ² cable	N02 060 6164 002	
Crimp contact Radsok for 25 mm ² cable	N02 060 6165 002	
8 mm Radsok - wallbushing connector		
Wall bushing Connector	C360 10D001 001 3	
8 mm Radsok - sockets and housings		
Housing black without coding	C380 10E004 241 2L	
Cover for 35 mm ² cable	C380 G09 241 E3L	
Cover for 50 mm ² cable	C380 G09 341 E3L	
Crimp contact Radsok for 35 mm ² -50 mm ² cable	N02 080 6121 002L	



tools

- Tools needed to crimp Radsok contacts

FOR CRIMPING RADSOK CONTACTS YOU NEED:

• **Electro Hydraulic Crimping Unit**

Amphenol p/n TE 0500 or
 KLAUKE p/n EK12042L
 NEKO p/n: APHW400C

• **Crimping dies**

Regarding on contact
 (see below)



Crimping dies		Contacts	
Part number	comment	Part number	comment
for 3.6 mm Radsok			
TE 0500-101	Radsok 3,6 mm for cable 4 - 6 mm ²	←	N 02 036 6126 001 crimp socket 3,6 mm 4-6 mm ² cable diameter
		←	N 02 036 6136 002 crimp socket 3,6 mm with click fit 4 mm ² -6 mm ² cable diameter
TE 0500-082	Radsok 3,6 mm with isola-crimp for AWG 8	←	N 02 036 6109 002 crimp socket 3,6 mm with Isola 6 mm ² -10 mm ² cable diameter
		←	N 02 036 6137 002 crimp socket 3,6 mm with Isola 6 mm ² -10 mm ² cable diameter click fit
for 6 mm Radsok			
TE 0500-081	Radsok 6 mm for cable 10 mm ²	←	N 02 060 6121 002 crimp socket contact 6 mm 10 mm ² -16 mm ² cable diameter
TE 0500-061	Radsok 6 mm for cable 16 mm ²	←	
TE 0500-041	Radsok 6 mm for cable 25 mm ²	↔	N 02 060 6120 002 crimp socket contact 6 mm 25 mm ² cable diameter
TE 0500-081	Radsok 6 mm for cable 10 mm ²	←	N02 060 6164 002 Crimpcontact for male contact Ø6 mm click fit 10-16 mm ² cable diameter
TE 0500-061	Radsok 6 mm for cable 16 mm ²	←	
TE 0500-041	Radsok 6 mm for cable 25 mm ²	↔	N02 060 6165 002 Crimpcontact for male contact Ø6 mm click fit 25 mm ² cable diameter
for 8 mm Radsok			
TE 0500-011	Radsok 8 mm for cable 35 - 50 mm ²	←	N 02 080 6121 002 crimp socket contact 8 mm 35 mm ² -50 mm ² cable diameter
		←	N 02 080 6103 002 crimp socket contact 8 mm 35 mm ² -50 mm ² cable diameter
TE 0500-011	Radsok 8 mm for cable 35 - 50 mm ²	↔	N02 080 6182 002 L crimp socket click fit 8 mm 35-50 mm ² cable diameter




Industrial Solutions

- **Industrial@Amphenol product series using Radsok technology**

As mentioned before Radsok is not only a product but a contact technology. Within INDUSTRIAL@AMPHENOL this technology is used within following product series:

HEAVY | MATE

Heavy duty rectangular connectors that are using monoblock or modular inserts. By using the modular system 6 mm and 10 mm Radsok can be used in combination with IP65, IP67 or IP68 housings. For further information please see our homepage or contact your sales contact person.



ECOMATE RM

Circular metal connectors that are also using Radsok contacts. The subseries ecomate RM high amperage connectors enables using almost all major Radsok sizes: 3,6 mm, 8 mm and 10 mm Radsok. Housings can go up to IP67. For further information please see our homepage or contact your sales contact person.



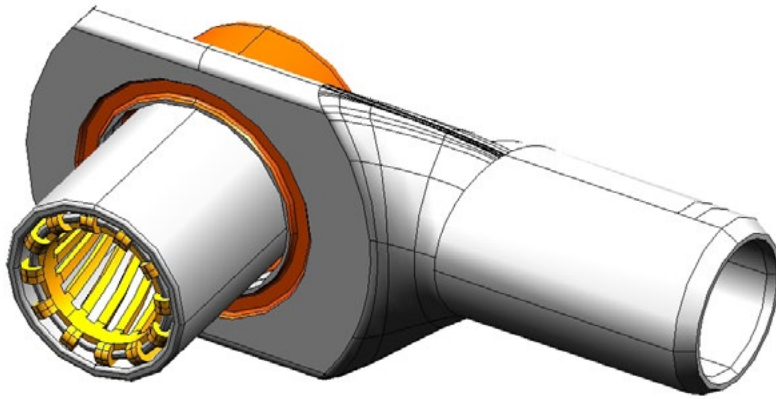


press | mate

- brand new patented technology
- Radsok can be integrated in Standard cable lugs
- available from 3 up to 16 mm Radsok
(enables solutions with more than 400A at 45°C)

AVAILABLE
Q3 2015

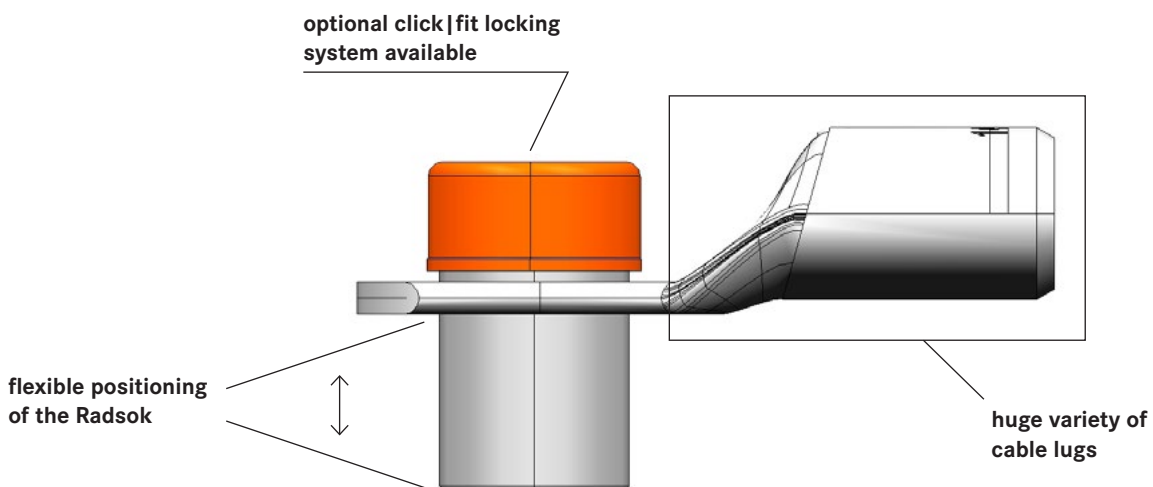
By using our brand new patented technology we can integrate Radsok contacts in standard cable lugs. As a result of this also standard tools for cable lugs can be used – by using 16 mm Radsok we can go over 400 A.



- reliable and secure contact system
- vibration proof
- can be used for power and grounding applications
- no special tooling required
- 360° rotatable

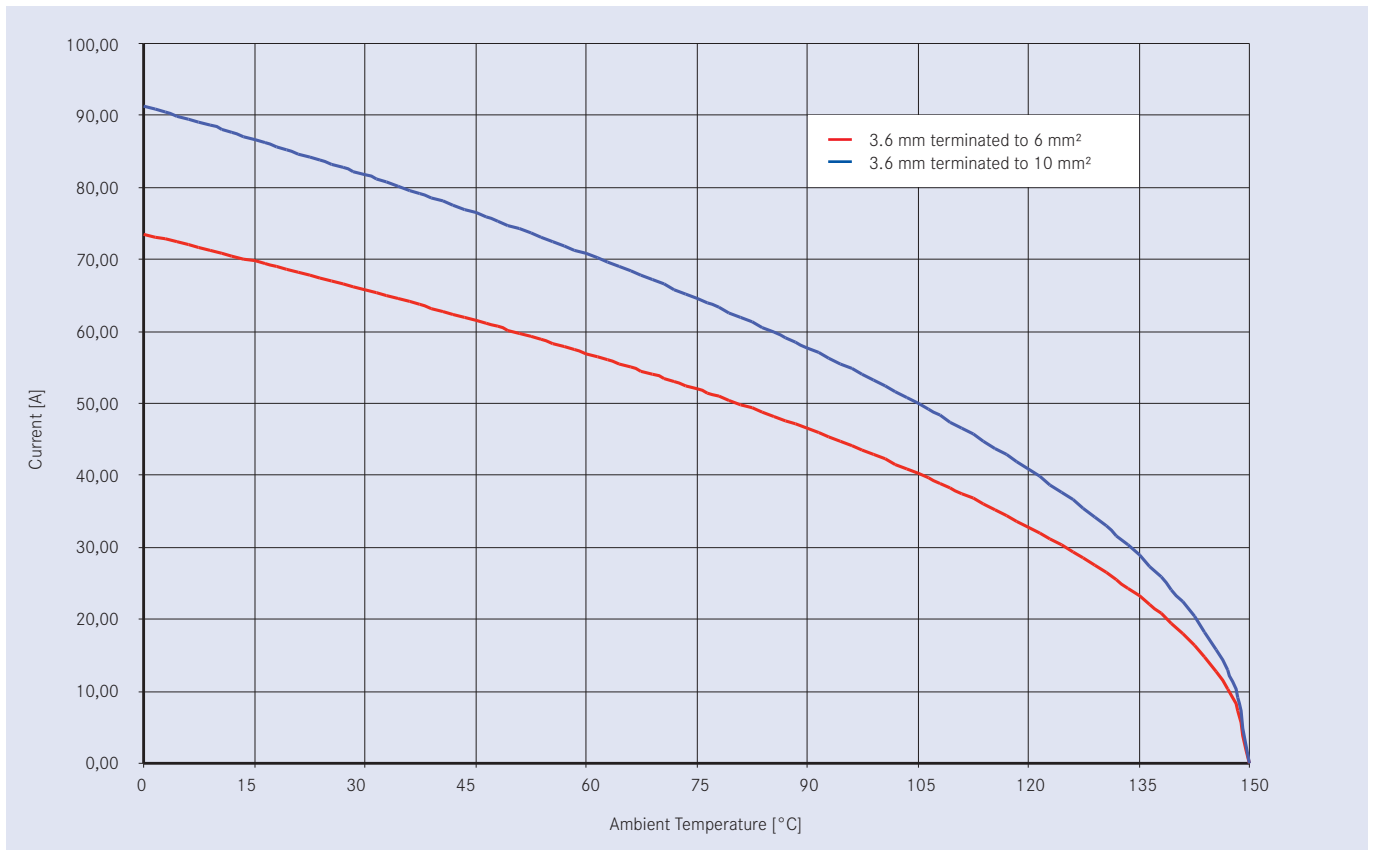
CUSTOMIZE

Customizing possible at a certain volume.

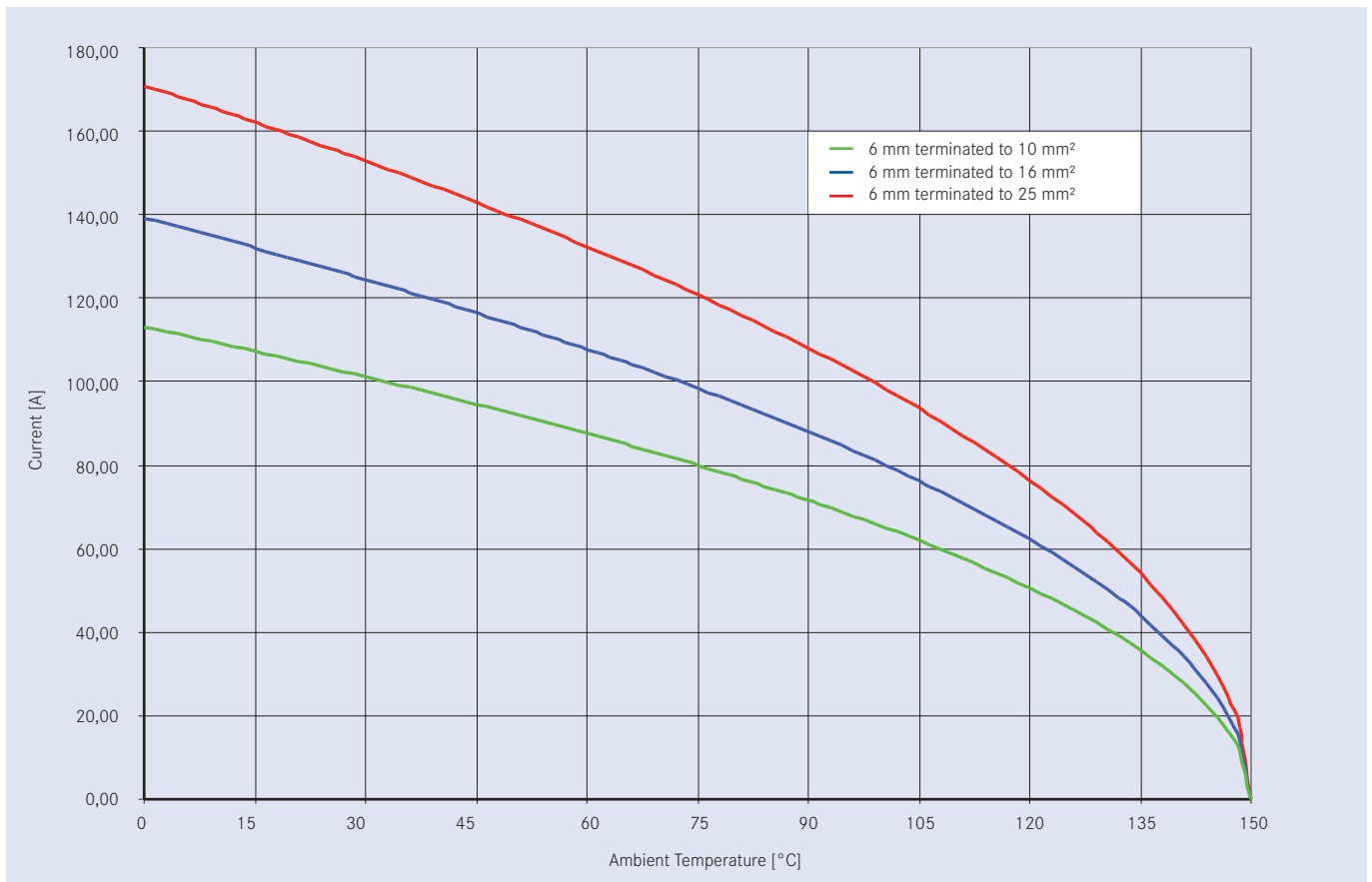


Contact your sales representative for additional information!

Derating 3,6 mm Radsok

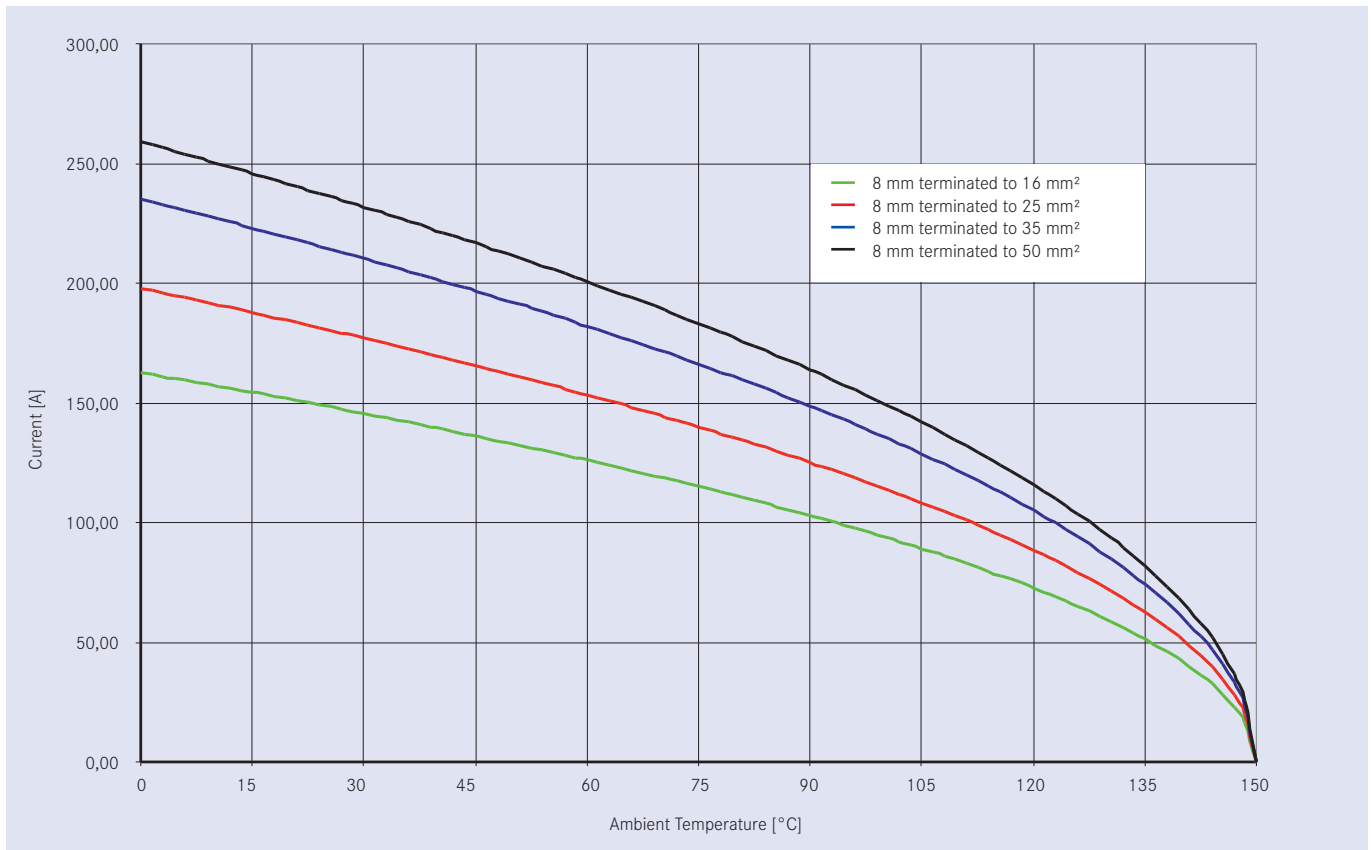


Derating 6 mm Radsok

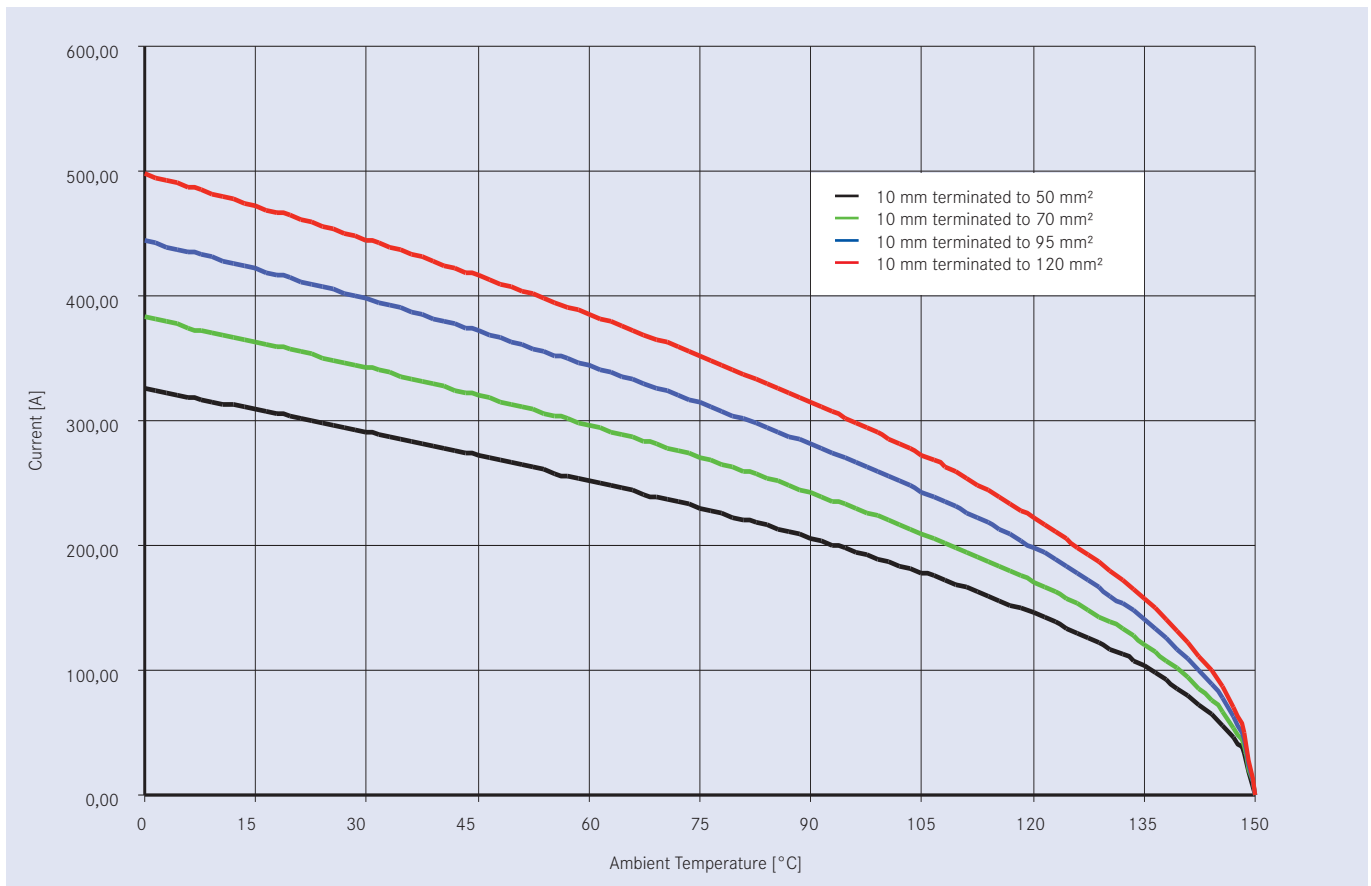


Remark: The given electrical values correspond to a single contact. With the addition of a housing, an increased number of poles or other modifications the values must be adjusted downwards accordingly

Derating 8 mm Radsok



Derating 10 mm Radsok



International

Argentina

Amphenol Argentina
Av. Callao 930
2nd Floor Office B "Plaza"
C1023 AAP Buenos Aires
Phone +54 11 4815 68 86
www.amphenol.com.ar

Australia

Amphenol Australia Pty. Ltd.
2 Fiveways Blvd
Keysborough
Victoria 31 73
Phone +61 3 8796 88 88
www.amphenol.com.au

Brazil

Amphenol do Brasil Ltda.
Rua Diogo Moreira 132, 20th Floor
CEP 05423-101 Sao Paulo SP
Phone +55 11 3815 10 03
www.amphenol.com.br

China

Amphenol-Tuchel Electronics
China Branch
20 Tianshan Road
Changzhou 213022
Phone +86 519 85 11 03 01
www.amphenol.info

France

Amphenol Socapex S.A.S.
948, Promenade de l'Arve, BP 29
Thyez Cedex, 74311
Phone +33 4 5089 28 00
www.amphenol-socapex.com

Germany

Amphenol-Tuchel Electronics GmbH
August-Haeusser-Str. 10
74080 Heilbronn
Phone +49 7131 929 0
www.amphenol.de

India

Amphenol Interconnect India Pvt Ltd
105, Bhosari Industrial Area
Pune - 411 026
Phone +91 20 2712 04 81
www.amphenol-in.com

Italy

Amphenol-Tuchel Italy
Via Barbaiana n. 5
20020 Lainate (MI)
Phone +39 02 9325 41
www.amphenol.info

Korea

Amphenol DaeShin Elect and
Precision Co.,Ltd
558 Songnae-Dong, Sosa-Gu
Bucheon-City, Kyunggi-Do
Korea 422-130
Phone +82 32 6103 800
www.amphenol.co.kr

Mexico

Amphenol Mexico
Prolongacion Reforma 61 - 6 B2
Col. Paseo de las Lomas
C.P. 01330 Mexico D.F.
Phone +52 55 5258 99 84
www.amphenolmexico.com

Singapore

Asia Pacific Sales Operations
72 Bendemeer Rd, No.03-32/33
Hiap Huat House, Luzerne, 339941
Singapore
Phone +65 6294 2128
www.amphenol.com

South Africa

Amphenol International Ltd
Chislehurst
30 Impala Road
2196 Chislehurst
Sandton, 2146
Phone +27 11 7839 517
www.amphenol.co.za

Spain

Amphenol Espana
Edificio Burgosal, Oficina 55
C/Comunidad de Madrid, 35 bis
Las Rozas (Madrid), 28230
Phone +34 91 6407 302
www.amphenol.com

Taiwan

Amphenol East Asia Limited-Taiwan
5F, No. 361, Fusing 1st Rd
Gueishan Township,
Taoyuan County 333
Phone +886 3 2647 200
www.amphenol.com

Amphenol LTW Technology Co., Ltd.
9F, No. 657-12, Zhongzheng Road
Xinzhuang Dist., New Taipei City
242 Taiwan
Phone +886 2 2908 5626
sales@ltw-tech.com
www.amphenolltw.com

Turkey

Amphenol Turkey
Sun Plaza Kat: 15
Maslak Mah. Bilim Sok.No:15
34398 Sisli - Istanbul
Phone: +90 2123 679 220
www.amphenol.com.tr

United Kingdom

Amphenol Limited
Thanet Way, Whitstable
Kent, CT53JF
Phone +44 1227 773 200
www.amphenol.co.uk

USA

Amphenol-Tuchel Electronics /
Amphenol Sine Systems
44724 Morley Drive
48036 Clinton Township, MI
Phone +1 586 913 8630
www.amphenol.info

Amphenol Corporation
Corporate Headquarters
358 Hall Avenue
Wallingford, CT 06492
Phone +1 877 2674 366
Phone +1 203 2658 900
www.amphenol.com

More Amphenol companies can be
found here: www.amphenol.com



All technical data have been measured in a laboratory environment and can be different during practical usage of the product. Any product information is for descriptive usage only and not legally binding; particularly the information does not constitute or provide any legal guaranties ("Beschaffensgarantie" or "Haltbarkeitsgarantie").

We reserve the right to change the design due to improvement in quality, development or production requirements. This catalogue must not be used in any form or manner without our prior approval in writing (Copyright Law, Fair Trading Law, Civil Code).

Your engineering sales representative:

X-ON Electronics

Largest Supplier of Electrical and Electronic Components

Click to view similar products for [Heavy Duty Power Connectors](#) category:

Click to view products by [Amphenol](#) manufacturer:

Other Similar products are found below :

[647757-1](#) [6643411-1](#) [6646058-2](#) [6646137-1](#) [6646138-1](#) [6646479-1](#) [6646608-1](#) [6646786-1](#) [6646940-1](#) [6651091-1](#) [6651525-1](#) [6651529-1](#)
[6651788-1](#) [696475-1](#) [73000005059](#) [73000005642](#) [765-15-0080A](#) [765-16-0080B](#) [829992-1](#) [902-77-02113](#) [129-1J](#) [AN0024023](#) [E6374G1](#)
[e6389g2](#) [157-43GW8](#) [MS3117-14AC](#) [1643543-1](#) [1650540-1](#) [1651811-2](#) [1766260-1](#) [1766282-1](#) [1766966-1](#) [1791340000](#) [NLDFT-3-BL-L-](#)
[S120-M40A](#) [NLDFT-N-W-L-C240-M40B](#) [NLS-2-R-C240-M40B](#) [NLS-N-W-C240-M40B](#) [NPS-3-BL-T6](#) [1986615-1](#) [2-1589900-8](#) [2199314-1](#)
[KA8102](#) [9300480317](#) [SBS50BRN#6](#) [29131](#) [29652](#) [1646905-1](#) [1648320-1](#) [1648582-1](#) [1650195-2](#)