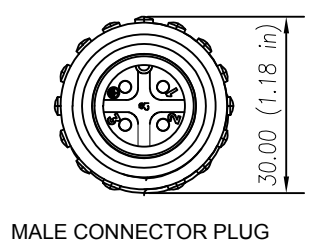
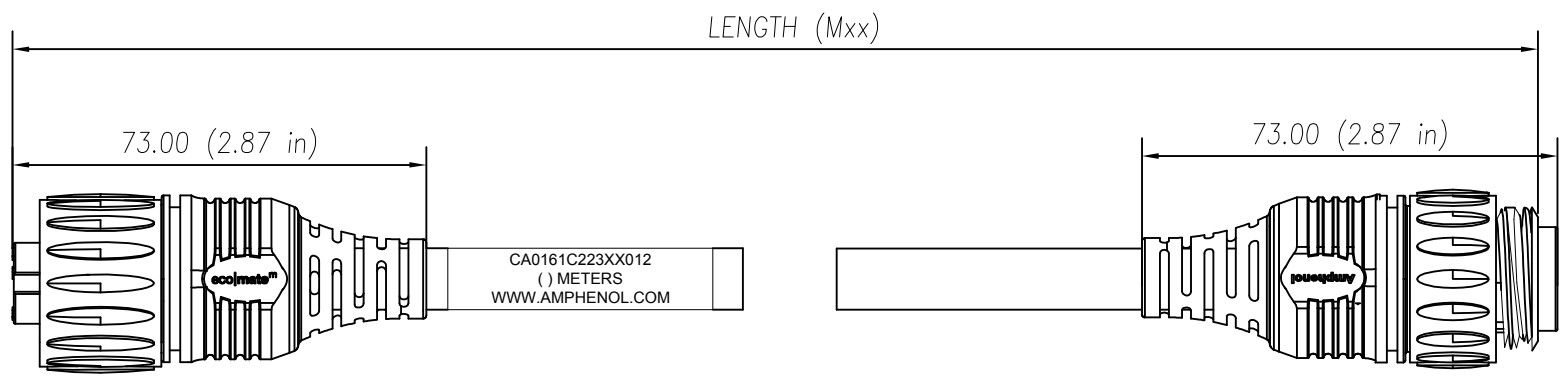
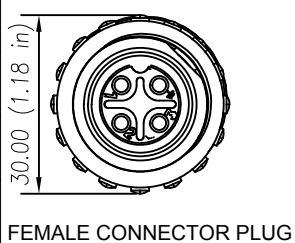


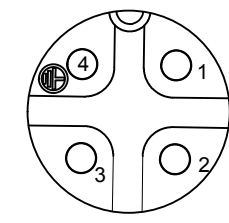

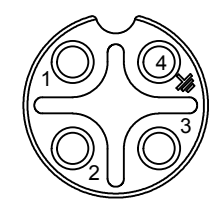
8 7 6 5 4 3 2 1

REVISIONS							
REV	ZONE	ECO	DESCRIPTION	DATE	BY	CHK	APPR
A1	-	-	TECHNICAL DATA SHEET RELEASE	14-JULY-2017	RO	-	-

Part Number	Length (Meters)
CA0162C22301012	1 (3.28 FEET)
CA0162C22302012	2 (6.56 FEET)
CA0162C22303012	3 (9.84 FEET)
CA0162C22305012	5 (16.40 FEET)
CA0162C22307012	7 (22.96 FEET)
CA0162C22310012	10 (32.80 FEET)
CA0162C22313012	13 (42.65 FEET)
CA0162C22315012	15 (49.21 FEET)



CAN BE USED WITH MATING MALE RECEPTACLE # CA0161G113005



CAN BE USED WITH MATING FEMALE RECEPTACLE # CA0161F113005

**TECHNICAL DATA:**

- MATERIALS:**
  - COUPLING NUT: NYLON PA 6.6
  - INSULATION INSERT: NYLON PA 6.6, UL 94/V-0
  - CONTACT: SILVER PLATED
  - OVERMOLD MATERIAL: THERMOPLASTIC COLOR: BLACK
  - CABLE RATING: UL LISTED: TC-ER PER UL 1277, MTW PER UL 1063, WTTC PER UL 2277, SUMERSIBLE
  - PUMP ATTRIBUTES LISTED: UL OIL RES I/II, 75°C WET; 90°C DRY, SUNLIGHT RESISTANT, DIRECT BURIAL, NFPA 79 2015
  - CABLE JACKET MATERIAL: PVC COLOR: BLACK
  - CONDUCTOR INSULATION: PVC
  - NUMBER OF CONDUCTORS: (4) 14AWG
  - GASKET MATERIAL: NEOPREN
- ELECTRICAL DATA:**
  - CURRENT (MAX): 16A
  - VOLTAGE (MAX): 400V AC/DC
  - INSULATION RESISTANCE (MIN): 5000M OHMS
  - DIELECTRIC TEST VOLTAGE: 2200V
- MECHANICAL DATA:**
  - TEMPERATURE RANGE: -40°C TO +100°C
  - PROTECTION: IP68 (MATED CONDITION)
  - MATING CYCLES: >500
- RoHS COMPLIANT**

Risk of Electrical Shock  
Do Not Disconnect Under Load.  
Risque de chocs électriques  
Ne pas debrancher sous tension.

**WARNING**

TOLERANCE	
0-2.99 M = +100.0/-25.0mm	0-9.99 FT = +4" / -1"
3-8.99 M = +150.0/-25.0mm	10.00-29.99 FT = +6" / -1"
9-14.99 M = +300.0/-25.0mm	30.00-49.99 FT = +12" / -1"
15-OVER M = +450.0/-25.0mm	50 FT-OVER = +18" / -1"

QUANTITY	PART NUMBER	DESCRIPTION	ITEM
<b>MATERIALS LIST</b>			
<p>UNLESS OTHERWISE SPECIFIED: 1) All dimensions are in metric(mm). 2) Tolerances are as follows: 1 PL DEC ±0.30 2 PL DEC ±0.15 3 PL DEC ±0.08 3) Note reference = </p>			
<p>SIGNATURES</p> <p>DRAWN: RO 6-JUNE-17</p> <p>CHECKED: AA 6-JUNE-17</p> <p>ENGINEER: MF</p> <p>APPROVAL: WS 6-JUNE-17</p>		<p><b>Amphenol</b></p> <p>Sine Systems - www.sineco.com 44724 Morley Drive Clinton Township, MI 48036</p>	
<p>MATERIAL SPECIFICATIONS:</p>		<p>CUSTOMER:</p> <p>Ecimate 4 Circular Molded, Std. Strain relief, M-F, 14AWG</p>	
<p>THIS DRAWING IS SUPPLIED FOR INFORMATION ONLY. DESIGN FEATURES, SPECIFICATIONS AND PERFORMANCE DATA SHOWN HEREON ARE THE PROPERTY OF THE AMPHENOL CORPORATION. NO RIGHTS OF REPRODUCTION ARE IMPLIED. ALL DIMENSIONS ARE SUBJECT TO NORMAL MANUFACTURING VARIATIONS.</p>			
<p>PROCESS SPECIFICATIONS:</p>		<p>SCALE: HALF</p>	
<p>NEXT ASSY:</p>		<p>SIZE: C- CA0162C223XX012</p> <p>REVISION: A1</p> <p>SCALE: HALF CA0162C223XX012 SHEET 1 OF 1</p>	

8 7 6 5 4 3 2 1

## X-ON Electronics

Largest Supplier of Electrical and Electronic Components

*Click to view similar products for [DC Power Cords](#) category:*

*Click to view products by [Amphenol](#) manufacturer:*

Other Similar products are found below :

[172-4000](#) [172-4101](#) [172-7443-E](#) [21033836407](#) [2J-1865A](#) [2R7006A20A120](#) [426055400-3](#) [MN47A4BC01M010](#) [H-OU-2](#) [CA0002](#)  
[420680840-3](#) [426451500-3](#) [P162PT4-36](#) [1-832692-4](#) [FJ-VSP 3M](#) [96CB-POWER-B-1.8M2](#) [426040200](#) [CA0006](#) [H-OU-27](#) [1700019464](#) [FJ-](#)  
[VSP 10M](#) [MN47B4BC01M040](#) [H-OU-20](#) [2-836917-8](#) [867566-1](#) [804001P03M050G](#) [2050KH1-BK](#) [426013710-3](#) [58257-1069](#) [216603-0037](#)  
[1011147](#) [1011324](#) [1012028](#) [862545-5](#) [BXC-10567](#) [172-2555](#) [32102-022800-200-RS](#) [DC.CAB.0201.0150](#) [DC.CAB.0301.0150](#)  
[DC.CAB.0610.0150](#) [DC.CAB.0700.0150](#) [DC.CAB.1000.0150](#) [DC.CAB.1000.0300](#) [DC.CAB.1100.0150](#) [DC.CAB.1400.0150](#)  
[DC.CAB.1410.0150](#) [DC.CAB.1500.0150](#) [DC.CAB.1811.0150](#) [DC.CAB.1900.0150](#) [DC.CAB.1911.0150](#)