

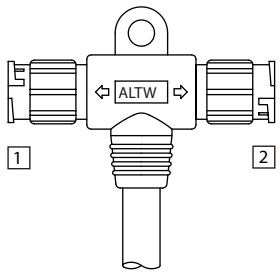
## Accessories Index

|                 |       |
|-----------------|-------|
| • Cable         |       |
| T-Cable .....   | 21-1  |
| Y-Cable         |       |
| .....           | 21-3  |
| • Adaptor       |       |
| T-Adaptor ..... | 21-4  |
| Y-Adaptor       |       |
| .....           | 21-6  |
| I-Adaptor ..... | 21-7  |
| • Cap           |       |
| Dust Cap .....  | 21-9  |
| Waterproof Cap  |       |
| .....           | 21-11 |
| Dummy           |       |
| .....           | 21-18 |
| • Multi-port    |       |
| Multi-port      |       |
| .....           | 21-19 |
| • Box           |       |
| Box .....       | 21-21 |
| • Tool          |       |
| Wrench          |       |
| .....           | 21-22 |
| Unlock Tool     |       |
| .....           | 21-22 |

# Accessories - Cable

## ➤ T-Cable > Circular > Standard Size: 5/8"-27 UNS

■ Customized – Upon Request



5 For connector 1  
6 For connector 2

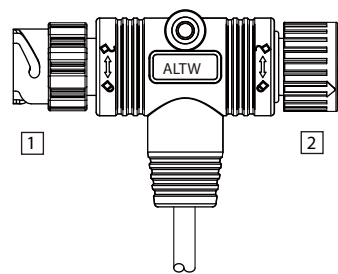
Choose Connector / Contacts Gender:  
M: Male + Male  
F: Female + Female  
H: Male + Female  
B: Female + Male

\* Choose the cable length:01-99 m / PVC UL2464 Cable

| Current Rating | Contacts<br>2        | Mating Style         | Connector 1<br>(Male Connector / Male Contacts) | Connector 1<br>(Female Connector / Female Contacts) | More options         |
|----------------|----------------------|----------------------|---|---|----------------------|
|                |                      |                      | Connector 2<br>(Male Connector / Male Contacts) | Connector 2<br>(Female Connector / Female Contacts) |                      |
| 10A            | 02,03,04             | Screw Thread         | BA-2-2-00-MM0-TSA*                              | BA-2-2-00-FF0-TSA*                                  | BA-2-2-00-5-6-0-TSA* |
|                |                      | 2 point lock bayonet | BA-2-2-00-MM0-TLA*                              | BA-2-2-00-FF0-TLA*                                  | BA-2-2-00-5-6-0-TLA* |
| 5A             | 02,03,04,05,06,07,08 | Screw Thread         | BA-2-2-00-MM0-TSA*                              | BA-2-2-00-FF0-TSA*                                  | BA-2-2-00-5-6-0-TSA* |
|                |                      | 2 point lock bayonet | BA-2-2-00-MM0-TLA*                              | BA-2-2-00-FF0-TLA*                                  | BA-2-2-00-5-6-0-TLA* |
| 2A             | 10,12                | Screw Thread         | BA-2-2-00-MM0-TSA*                              | BA-2-2-00-FF0-TSA*                                  | BA-2-2-00-5-6-0-TSA* |
|                |                      | 2 point lock bayonet | BA-2-2-00-MM0-TLA*                              | BA-2-2-00-FF0-TLA*                                  | BA-2-2-00-5-6-0-TLA* |

## ➤ T-Cable > Circular > Other Size > Mix Size (10A+5A)

■ Customized – Upon Request

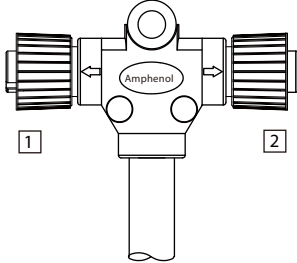


\* Choose the cable length:01-99 m / PVC UL2464 Cable

| Current Rating | Contacts | Mating Style | Connector 1<br>(Male Connector / Male Contacts) | Connector 1<br>(Female Connector / Female Contacts) | Connector 1<br>(Male Connector / Male Contacts)     |
|----------------|----------|--------------|---|---|---|
|                |          |              | Connector 2<br>(Male Connector / Male Contacts) | Connector 2<br>(Female Connector / Female Contacts) | Connector 2<br>(Female Connector / Female Contacts) |
| 5A             | 08       | Screw Thread | GA-080800-MM0-TSA*                              | GA-080800-FF0-TSA*                                  | GA-080800-MF0-TSA*                                  |

➤ T-Cable > M Series Sensor > M12

■ Customized – Upon Request



Choose Connector / Contacts Gender:

- 6 For connector 1
- 7 For connector 2

A/B/D Code  
M: Male + Male  
F: Female + Female  
I Style  
K: Connector (Male) + Contact (Male+Female)  
Z: Connector (Female) + Contact (Male+Female)

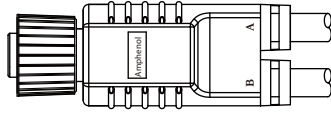
\* Choose the cable length: 01-99 m / PVC UL2464 Cable

| Type             | Current Rating | Contacts<br>2 | Mating Style | Connector 1<br>(Male Connector / Male Contacts) | Connector 1<br>(Female Connector / Female Contacts) | More options        |                        |
|------------------|----------------|---------------|--------------|---|---|---------------------|------------------------|
|                  |                |               |              | Connector 2<br>(Male Connector / Male Contacts) | Connector 2<br>(Female Connector / Female Contacts) |                     |                        |
| M12              | A Code         | 4A            | 03,04,05     | Screw Thread                                    | SS- 2 2 00-MM0-TSA*                                 | SS- 2 2 00-FF0-TSA* | SS- 2 2 00- 6 7 0-TSA* |
|                  |                | 2A            | 08           |   | SS-080800-MM0-TSA*                                  | SS-080800-FF0-TSA*  | SS-080800- 6 7 0-TSA*  |
|                  | B Code         | 4A            | 04,05        |   | SB- 2 2 00-MM0-TSA*                                 | SB- 2 2 00-FF0-TSA* | SB- 2 2 00- 6 7 0-TSA* |
|                  | D Code         | 4A            | 04,05        |   | SD- 2 2 00-MM0-TSA*                                 | SD- 2 2 00-FF0-TSA* | SD- 2 2 00- 6 7 0-TSA* |
|                  | I Style        | 4A            | 05           |   | SI-050500-KK0-TSA*                                  | SI-050500-ZZ0-TSA*  | SI-050500- 6 7 0-TSA*  |
| M12<br>(Plastic) | A Code         | 4A            | 03,04,05     | Screw Thread                                    | PS- 2 2 00-MM0-TSA*                                 | PS- 2 2 00-FF0-TSA* | PS- 2 2 00- 6 7 0-TSA* |
|                  |                | 2A            | 08           |   | PS-080800-MM0-TSA*                                  | PS-080800-FF0-TSA*  | PS-080800- 6 7 0-TSA*  |
|                  | B Code         | 4A            | 04,05        |   | PB- 2 2 00-MM0-TSA*                                 | PB- 2 2 00-FF0-TSA* | PB- 2 2 00- 6 7 0-TSA* |
|                  | D Code         | 4A            | 04,05        |   | PD- 2 2 00-MM0-TSA*                                 | PD- 2 2 00-FF0-TSA* | PD- 2 2 00- 6 7 0-TSA* |
|                  | I Style        | 4A            | 05           |   | PI-050500-KK0-TSA*                                  | PI-050500-ZZ0-TSA*  | PI-050500- 6 7 0-TSA*  |

\* Design and specification are subject to change without notice.

Y-Cable > M Series Sensor > M12

Customized – Upon Request



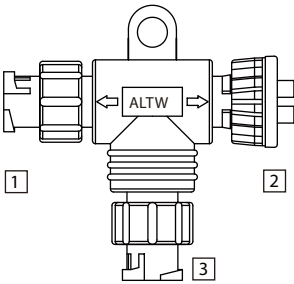
\* Choose the cable length:01-99 m / PU VW-1Cable

| Type |         | Current Rating | Contacts<br>② | Mating Style | Connector<br>(Male Connector / Male Contacts) | Connector<br>(Female Connector / Female Contacts) |
|------|---------|----------------|---------------|--------------|---|---|
| M12  | A Code  | 4A             | 03,04,05      | Screw Thread | SS- ② 0000-M00-YSB*                           | SS- ② 0000-F00-YSB*                               |
|      |         | 2A             | 08            | Screw Thread | SS-080000-M00-YSB*                            | SS-080000-F00-YSB*                                |
|      | B Code  | 4A             | 04,05         | Screw Thread | SB- ② 0000-M00-YSB*                           | SB- ② 0000-F00-YSB*                               |
|      | D Code  | 4A             | 04,05         | Screw Thread | SD- ② 0000-M00-YSB*                           | SD- ② 0000-F00-YSB*                               |
|      | I Style | 4A             | 05            | Screw Thread | SI-050000-K00-YSB*                            | SI-050000-Z00-YSB*                                |

# Accessories - Adaptor

## ↳ T-Adaptor > Circular > Mini Size: 7/16"-28 UNS

■ Customized – Upon Request



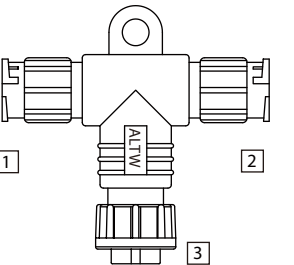
5 For connector 1  
6 For connector 2  
7 For connector 3

Choose Connector / Contacts Gender:  
M: Male + Male  
F: Female + Female

| Current Rating | Contacts<br>2 | Mating Style         | Connector 1<br>(Male Connector / Male Contacts) | Connector 1<br>(Female Connector / Female Contacts) | More options           |
|----------------|---------------|----------------------|---|---|------------------------|
|                |               |                      | Connector 2<br>(Male Connector / Male Contacts) | Connector 2<br>(Female Connector / Female Contacts) |                        |
|                |               |                      | Connector 3<br>(Male Connector / Male Contacts) | Connector 3<br>(Female Connector / Female Contacts) |                        |
| 5A             | 02,03         | Screw Thread         | AA-2 2 2 -MMM-TS001                             | AA-2 2 2 -FFF-TS001                                 | AA-2 2 2 -5 6 7 -TS001 |
|                |               | 2 point lock bayonet | AA-2 2 2 -MMM-TL001                             | AA-2 2 2 -FFF-TL001                                 | AA-2 2 2 -5 6 7 -TL001 |
| 2A             | 04,05,06      | Screw Thread         | AA-2 2 2 -MMM-TS001                             | AA-2 2 2 -FFF-TS001                                 | AA-2 2 2 -5 6 7 -TS001 |
|                |               | 2 point lock bayonet | AA-2 2 2 -MMM-TL001                             | AA-2 2 2 -FFF-TL001                                 | AA-2 2 2 -5 6 7 -TL001 |

## ↳ T-Adaptor > Circular > Standard Size: 5/8"-27 UNS

■ Customized – Upon Request



5 For connector 1  
6 For connector 2  
7 For connector 3

Choose Connector / Contacts Gender:  
M: Male + Male  
F: Female + Female  
H: Male + Female  
B: Female + Male

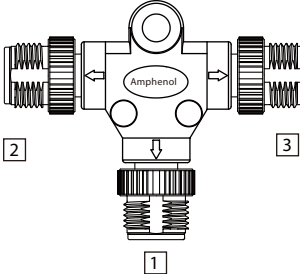
\* Choose the cable length: 01-99 m / PVC UL2464 Cable

| Current Rating | Contacts<br>2        | Mating Style         | Connector 1<br>(Male Connector / Male Contacts) | Connector 1<br>(Female Connector / Female Contacts) | More options           |
|----------------|----------------------|----------------------|---|---|------------------------|
|                |                      |                      | Connector 2<br>(Male Connector / Male Contacts) | Connector 2<br>(Female Connector / Female Contacts) |                        |
|                |                      |                      | Connector 3<br>(Male Connector / Male Contacts) | Connector 3<br>(Female Connector / Female Contacts) |                        |
| 5A             | 02,03,04,05,06,07,08 | Screw Thread         | BA-2 2 2 -MMM-TS001                             | BA-2 2 2 -FFF-TS001                                 | BA-2 2 2 -5 6 7 -TS001 |
|                |                      | 2 point lock bayonet | BA-2 2 2 -MMM-TL001                             | BA-2 2 2 -FFF-TL001                                 | BA-2 2 2 -5 6 7 -TL001 |
| 2A             | 10,12                | Screw Thread         | BA-2 2 2 -MMM-TS001                             | BA-2 2 2 -FFF-TS001                                 | BA-2 2 2 -5 6 7 -TS001 |
|                |                      | 2 point lock bayonet | BA-2 2 2 -MMM-TL001                             | BA-2 2 2 -FFF-TL001                                 | BA-2 2 2 -5 6 7 -TL001 |

\* Design and specification are subject to change without notice.

↳ T-Adaptor > M Series Sensor > M12

Customized – Upon Request



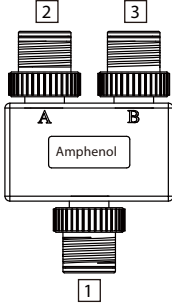
Choose Connector / Contacts Gender:

- 5 For connector 1
- 6 For connector 2
- 7 For connector 3

A/B/D Code  
M: Male + Male  
F: Female + Female  
I Style  
K: Connector (Male) + Contact (Male+Female)  
Z: Connector (Female) + Contact (Male+Female)

| Type             | Current Rating | Contacts<br>2 | Mating Style | Connector 1<br>(Male Connector / Male Contacts) | Connector 1<br>(Female Connector / Female Contacts) | More options         |                        |
|------------------|----------------|---------------|--------------|---|---|----------------------|------------------------|
|                  |                |               |              | Connector 2<br>(Male Connector / Male Contacts) | Connector 2<br>(Female Connector / Female Contacts) |                      |                        |
|                  |                |               |              | Connector 3<br>(Male Connector / Male Contacts) | Connector 3<br>(Female Connector / Female Contacts) |                      |                        |
| M12              | A Code         | 4A            | 03,04,05     | Screw Thread                                    | SS- 2 2 2 -MMM-TS001                                | SS- 2 2 2 -FFF-TS001 | SS- 2 2 2 -5 6 7-TS001 |
|                  |                | 2A            | 08           | Screw Thread                                    | SS-080808-MMM-TS001                                 | SS-080808-FFF-TS001  | SS-080808- 5 6 7-TS001 |
|                  | B Code         | 4A            | 04,05        | Screw Thread                                    | SB- 2 2 2 -MMM-TS001                                | SB- 2 2 2 -FFF-TS001 | SB- 2 2 2 -5 6 7-TS001 |
|                  | D Code         | 4A            | 04,05        | Screw Thread                                    | SD- 2 2 2 -MMM-TS001                                | SD- 2 2 2 -FFF-TS001 | SD- 2 2 2 -5 6 7-TS001 |
|                  | I Style        | 4A            | 05           | Screw Thread                                    | SI-050505-KKK-TS001                                 | SI-050505-ZZZ-TS001  | SI-050505- 5 6 7-TS001 |
| M12<br>(Plastic) | A Code         | 4A            | 03,04,05     | Screw Thread                                    | PS- 2 2 2 -MMM-TS001                                | PS- 2 2 2 -FFF-TS001 | PS- 2 2 2 -5 6 7-TS001 |
|                  |                | 2A            | 08           | Screw Thread                                    | PS-080808-MMM-TS001                                 | PS-080808-FFF-TS001  | PS-080808- 5 6 7-TS001 |
|                  | B Code         | 4A            | 04,05        | Screw Thread                                    | PB- 2 2 2 -MMM-TS001                                | PB- 2 2 2 -FFF-TS001 | PB- 2 2 2 -5 6 7-TS001 |
|                  | D Code         | 4A            | 04,05        | Screw Thread                                    | PD- 2 2 2 -MMM-TS001                                | PD- 2 2 2 -FFF-TS001 | PD- 2 2 2 -5 6 7-TS001 |
|                  | I Style        | 4A            | 05           | Screw Thread                                    | PI-050505-KKK-TS001                                 | PI-050505-ZZZ-TS001  | PI-050505- 5 6 7-TS001 |

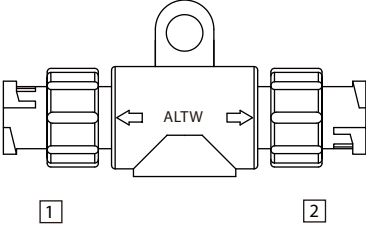
Y-Adaptor > M Series Sensor > M12

|                  |                | Customized – Upon Request |              |  |   | Choose Connector / Contacts Gender: |                     |
|------------------|----------------|---------------------------|--------------|---|---|-------------------------------------|---------------------|
| Type             | Current Rating | Contacts<br>2             | Mating Style | Connector 1<br>(Male Connector / Male Contacts)                                   | Connector 1<br>(Female Connector / Female Contacts) | More options                        |                     |
|                  |                |                           |              | Connector 2<br>(Male Connector / Male Contacts)                                   | Connector 2<br>(Female Connector / Female Contacts) |                                     |                     |
|                  |                |                           |              | Connector 3<br>(Male Connector / Male Contacts)                                   | Connector 3<br>(Female Connector / Female Contacts) |                                     |                     |
| M12              | A Code         | 4A                        | 03,04,05     | Screw Thread  | SS-222-MMM-YS001                                    | SS-222-FFF-YS001                    | SS-222-567-YS001    |
|                  |                | 2A                        | 08           | Screw Thread  | SS-080808-MMM-YS001                                 | SS-080808-FFF-YS001                 | SS-080808-567-YS001 |
|                  | B Code         | 4A                        | 04,05        | Screw Thread  | SB-222-MMM-YS001                                    | SB-222-FFF-YS001                    | SB-222-567-YS001    |
|                  | D Code         | 4A                        | 04,05        | Screw Thread  | SD-222-MMM-YS001                                    | SD-222-FFF-YS001                    | SD-222-567-YS001    |
|                  | I Style        | 4A                        | 05           | Screw Thread  | SI-050505-KKK-YS001                                 | SI-050505-ZZZ-YS001                 | SI-050505-567-YS001 |
| M12<br>(Plastic) | A Code         | 4A                        | 03,04,05     | Screw Thread  | PS-222-MMM-YS001                                    | PS-222-FFF-YS001                    | PS-222-567-YS001    |
|                  |                | 2A                        | 08           | Screw Thread  | PS-080808-MMM-YS001                                 | PS-080808-FFF-YS001                 | PS-080808-567-YS001 |
|                  | B Code         | 4A                        | 04,05        | Screw Thread  | PB-222-MMM-YS001                                    | PB-222-FFF-YS001                    | PB-222-567-YS001    |
|                  | D Code         | 4A                        | 04,05        | Screw Thread  | PD-222-MMM-YS001                                    | PD-222-FFF-YS001                    | PD-222-567-YS001    |
|                  | I Style        | 4A                        | 05           | Screw Thread  | PI-050505-KKK-YS001                                 | PI-050505-ZZZ-YS001                 | PI-050505-567-YS001 |

\* Design and specification are subject to change without notice.

∨ I-Adaptor > Circular > Mini Size: 7/16"-28 UNS

■ Customized – Upon Request



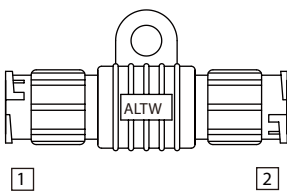
6 For connector 1  
7 For connector 2

Choose Connector / Contacts Gender:  
M: Male + Male  
F: Female + Female

| Current Rating | Contacts<br>3 | Mating Style         | Connector 1<br>(Male Connector / Male Contacts) | Connector 1<br>(Female Connector / Female Contacts) | More options           |
|----------------|---------------|----------------------|---|---|------------------------|
|                |               |                      | Connector 2<br>(Male Connector / Male Contacts) | Connector 2<br>(Female Connector / Female Contacts) |                        |
| 5A             | 02,03         | Screw Thread         | AA-00 3 3 -0MM-IS001                            | AA-00 3 3 -0FF-IS001                                | AA-00 3 3 -0 6 7 IS001 |
|                |               | 2 point lock bayonet | AA-00 3 3 -0MM-IL001                            | AA-00 3 3 -0FF-IL001                                | AA-00 3 3 -0 6 7 IL001 |
| 2A             | 04,05,06      | Screw Thread         | AA-00 3 3 -0MM-IS001                            | AA-00 3 3 -0FF-IS001                                | AA-00 3 3 -0 6 7 IS001 |
|                |               | 2 point lock bayonet | AA-00 3 3 -0MM-IL001                            | AA-00 3 3 -0FF-IL001                                | AA-00 3 3 -0 6 7 IL001 |

∨ I-Adaptor > Circular > Standard Size: 5/8"-27 UNS

■ Customized – Upon Request



6 For connector 1  
7 For connector 2

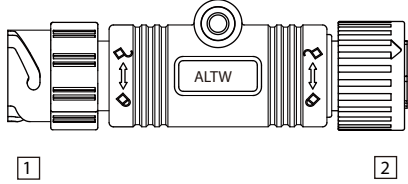
Choose Connector / Contacts Gender:  
M: Male + Male  
F: Female + Female  
H: Male + Female  
B: Female + Male

| Current Rating | Contacts<br>3        | Mating Style         | Connector 1<br>(Male Connector / Male Contacts) | Connector 1<br>(Female Connector / Female Contacts) | More options            |
|----------------|----------------------|----------------------|---|---|-------------------------|
|                |                      |                      | Connector 2<br>(Male Connector / Male Contacts) | Connector 2<br>(Female Connector / Female Contacts) |                         |
| 5A             | 02,03,04,05,06,07,08 | Screw Thread         | BA-00 3 3 -0MM-IS001                            | BA-00 3 3 -0FF-IS001                                | BA-00 3 3 -0 6 7 -IS001 |
|                |                      | 2 point lock bayonet | BA-00 3 3 -0MM-IL001                            | BA-00 3 3 -0FF-IL001                                | BA-00 3 3 -0 6 7 -IL001 |
| 2A             | 10,12                | Screw Thread         | BA-00 3 3 -0MM-IS001                            | BA-00 3 3 -0FF-IS001                                | BA-00 3 3 -0 6 7 -IS001 |
|                |                      | 2 point lock bayonet | BA-00 3 3 -0MM-IL001                            | BA-00 3 3 -0FF-IL001                                | BA-00 3 3 -0 6 7 -IL001 |



└ I-Adaptor > Circular > Other Size > Mix Size (10A+5A)

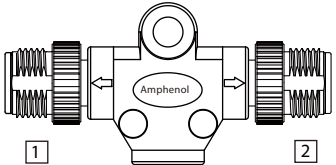
■ Customized – Upon Request



| Current Rating | Contacts | Mating Style         | Connector 1<br>(Male Connector / Male Contacts) | Connector 1<br>(Female Connector / Female Contacts) | Connector 1<br>(Female Connector / Female Contacts) |
|----------------|----------|----------------------|---|---|---|
|                |          |                      | Connector 2<br>(Male Connector / Male Contacts) | Connector 2<br>(Female Connector / Female Contacts) | Connector 1<br>(Male Connector / Male Contacts)     |
| 5A             | 08       | 3 point lock bayonet | GA-000808-0MM-IT001                             | GA-000808-OFF-IT001                                 | GA-000808-0FM-IT001                                 |

└ I-Adaptor > M Series Sensor > M12

■ Customized – Upon Request



Choose Connector / Contacts Gender:

- 6 For connector 1
- 7 For connector 2

A/B/D Code  
M: Male + Male  
F: Female + Female  
I Style  
K: Connector (Male) + Contact (Male+Female)  
Z: Connector (Female) + Contact (Male+Female)

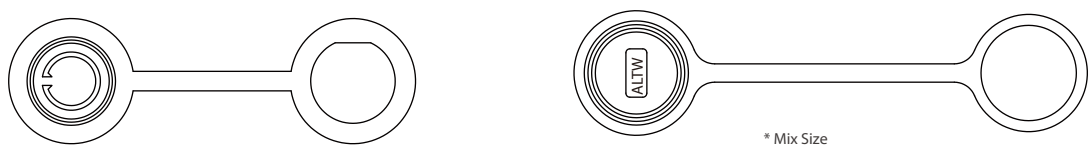
| Type             | Current Rating | Contacts<br>3 | Mating Style | Connector 1<br>(Male Connector / Male Contacts) | Connector 1<br>(Female Connector / Female Contacts) | More options         |  |
|------------------|----------------|---------------|--------------|---|---|----------------------|--|
|                  |                |               |              | Connector 2<br>(Male Connector / Male Contacts) | Connector 2<br>(Female Connector / Female Contacts) |                      |  |
| M12              | A Code         | 4A            | 03,04,05     | Screw Thread                                    | SS-00 3 3 -0MM-IS001                                | SS-00 3 3 -OFF-IS001 | SS-00 3 3 -0 6 7 IS001                     |
|                  |                | 2A            | 08           | Screw Thread                                    | SS-000808-0MM-IS001                                 | SS-000808-OFF-IS001  | SS-000808-0 6 7 IS001                      |
|                  | B Code         | 4A            | 04,05        | Screw Thread                                    | SB-00 3 3 -0MM-IS001                                | SB-00 3 3 -OFF-IS001 | SB-00 3 3 -0 6 7 IS001                     |
|                  | D Code         | 4A            | 04,05        | Screw Thread                                    | SD-00 3 3 -0MM-IS001                                | SD-00 3 3 -OFF-IS001 | SD-00 3 3 -0 6 7 IS001                     |
|                  | I Style        | 4A            | 05           | Screw Thread                                    | SI-000505-0KK-IS001                                 | SI-000505-0ZZ-IS001  | SI-000505-0KZ-IS001<br>SI-000505-0ZK-IS001 |
| M12<br>(Plastic) | A Code         | 4A            | 03,04,05     | Screw Thread                                    | PS-00 3 3 -0MM-IS001                                | PS-00 3 3 -OFF-IS001 | PS-00 3 3 -0 6 7 IS001                     |
|                  |                | 2A            | 08           | Screw Thread                                    | PS-000808-0MM-IS001                                 | PS-000808-OFF-IS001  | PS-000808-0 6 7 IS001                      |
|                  | B Code         | 4A            | 04,05        | Screw Thread                                    | PB-00 3 3 -0MM-IS001                                | PB-00 3 3 -OFF-IS001 | PB-00 3 3 -0 6 7 IS001                     |
|                  | D Code         | 4A            | 04,05        | Screw Thread                                    | PD-00 3 3 -0MM-IS001                                | PD-00 3 3 -OFF-IS001 | PD-00 3 3 -0 6 7 IS001                     |
|                  | I Style        | 4A            | 05           | Screw Thread                                    | PI-000505-0KK-IS001                                 | PI-000505-0ZZ-IS001  | PI-000505-0KZ-IS001<br>PI-000505-0ZK-IS001 |

\* Design and specification are subject to change without notice.

# Accessories - Cap

## ∟ Dust Cap > Circular

■ Customized – Upon Request

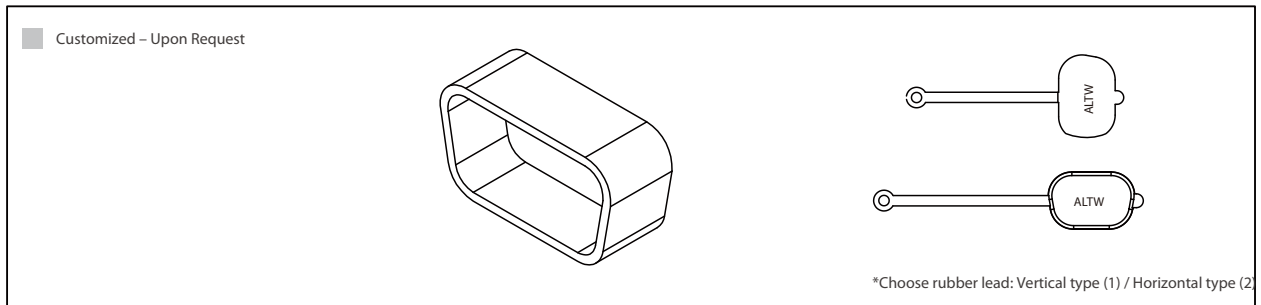


\* Mini Size | Standard Size | Middle Size | Large Size  
\* With Rubber Lead

\* Mix Size  
\* With Rubber Lead

| Size                         | Mating Pair           | Mating Pair (Gender) | P/N  |
|------------------------------|-----------------------|----------------------|--|
| Mini Size<br>7/16"-28 UNS    | Receptacle            | Male                 | CAP-DAAMDPC1                                 |
| Standard Size<br>5/8"-27 UNS | Receptacle            | Male                 | CAP-DABMDPC1<br>CAP-DABMDPC2<br>CAP-DABMDPC3 |
|                              |                       | Female               | -  |
|                              | Overmolded with Cable | Male                 | CAP-DABMDCC1<br>CAP-DABMDCC2                 |
|                              |                       | Female               | CAP-DABFDCC1                                 |
| Middle Size<br>13/16"-28 UNS | Receptacle            | Male                 | CAP-DACMDPC1<br>CAP-DACMDPC2                 |
|                              | Overmolded with Cable | Female               | CAP-DACFDCC1                                 |
| Large Size<br>1"-20 UNEF     | Receptacle            | Male                 | CAP-DADMDPC1                                 |
| Mix Size 12-5A               | Receptacle            | Male                 | CAP-DPLMDPC1                                 |

∨ Dust Cap > D-SUB > Standard & High Density

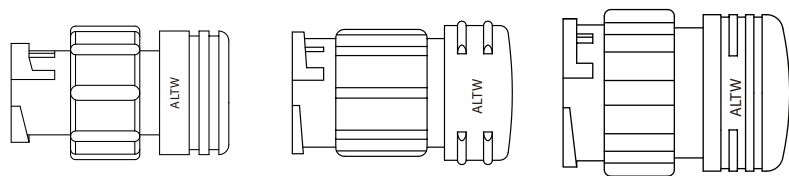


| Type               |                        | Mating Pairs   | Mating Pair (Gender) | P/N                            |
|--------------------|------------------------|--|----------------------|--------------------------------|
| Standard D-SUB     | High Density D-SUB     |  |                      |                                |
| Standard (9 pins)  | High Density (15 Pins) | Receptacle<br>(With horizontal rubber lead)                                      | Male                 | CAP-DD1MDPC2                   |
|                    |                        | Receptacle and Overmolded with Cable<br>(With horizontal / Vertical rubber lead) |                      | CAP-DD1MDMA1                   |
|                    |                        | Receptacle   | Female               | CAP-DD1FDPC1*<br>CAP-DD1FDPC2* |
|                    |                        | Receptacle and Overmolded with Cable   |                      | CAP-DD1FDMA1                   |
| Standard (15 pins) | High Density (26 Pins) | Receptacle and Overmolded with Cable   | Male                 | CAP-DD2MDMA1                   |
|                    |                        | Receptacle and Overmolded with Cable   | Female               | CAP-DD2FDMA1                   |
| Standard (25 pins) | High Density (44 Pins) | Receptacle and Overmolded with Cable   | Male                 | CAP-DD3MDMA1                   |
|                    |                        | Receptacle<br>(With horizontal rubber lead)                                      | Female               | CAP-DD3FDPC1                   |
|                    |                        | Receptacle and Overmolded with Cable   |                      | CAP-DD3FDMA1                   |

\* Design and specification are subject to change without notice.

Waterproof Cap > Circular

Customized – Upon Request



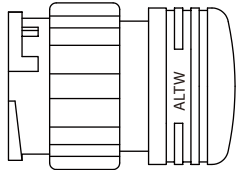
Choose Connector / Contacts Gender:

- 6 More to choose: None(A) / With Chain(B) / With Rubber Lead(C) / With Fish Line(D)
- 7 \* Mini Size: Choose 2 contacts(1) / 3 contacts(3) / 4~6 contacts(2) for male mating pair
- \* Standard Size: Choose 12 contacts (2) for male mating pair
- \* Middle Size: Choose plastic(1) or metal(2) items

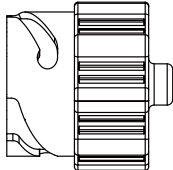
| Size                                 | Mating Pair                          | Mating Style         | Mating Pair (Gender)     | P/N                       |                           |
|--------------------------------------|--------------------------------------|----------------------|--------------------------|---------------------------|---------------------------|
| Mini Size<br>7/16"-28 UNS            | Receptacle                           | Screw Thread         | Male                     | CAP-WAAMSP <sup>6</sup> 1 |                           |
|                                      |                                      | 2 point lock bayonet | Male                     | CAP-WAAML <sup>6</sup> 7  |                           |
|                                      |                                      |                      | Female                   | CAP-WAAFLP <sup>6</sup> 7 |                           |
|                                      | Overmolded with Cable                | Screw Thread         | Male                     | CAP-WAAMSMA1              |                           |
|                                      |                                      | 2 point lock bayonet | Male                     | CAP-WAAMLMA <sup>7</sup>  |                           |
|                                      |                                      |                      | Female                   | CAP-WAAF <sup>7</sup> MA  |                           |
|                                      | Receptacle and Overmolded with Cable | Screw Thread         | Male                     | CAP-WAAMSMA1              |                           |
|                                      |                                      | 2 point lock bayonet | Male                     | CAP-WAAMLMA <sup>7</sup>  |                           |
|                                      |                                      |                      | Female                   | CAP-WAAFLMA <sup>7</sup>  |                           |
|                                      | Standard Size<br>5/8"-27 UNS         | Receptacle           | Screw Thread             | Male                      | CAP-WABMSP <sup>6</sup> 1 |
|                                      |                                      |                      | 2 point lock bayonet     | Female                    | CAP-WABFSP <sup>6</sup> 1 |
|                                      |                                      |                      |                          | Male                      | CAP-WABMLP <sup>6</sup> 7 |
| Overmolded with Cable                |                                      | Screw Thread         | Female                   | CAP-WABFLP <sup>6</sup> 7 |                           |
|                                      |                                      |                      | Male                     | CAP-WABMSMA1              |                           |
|                                      |                                      | 2 point lock bayonet | Female                   | CAP-WABFSMA1              |                           |
| Male                                 |                                      |                      | CAP-WABMLMA <sup>7</sup> |                           |                           |
| Receptacle and Overmolded with Cable |                                      | Screw Thread         | Female                   | CAP-WABFLMA <sup>7</sup>  |                           |
|                                      |                                      |                      | Male                     | CAP-WABMSMA1              |                           |
|                                      |                                      | 2 point lock bayonet | Female                   | CAP-WABFSMA1              |                           |
| Male                                 |                                      |                      | CAP-WABMLMA <sup>7</sup> |                           |                           |
| Middle Size<br>13/16"-28 UNS         |                                      | Receptacle           | Screw Thread             | Male                      | CAP-WACMSP <sup>6</sup> 7 |
|                                      | 2 point lock bayonet                 |                      | Male                     | CAP-WACMLP <sup>6</sup> 1 |                           |
|                                      |                                      |                      | Female                   | CAP-WACFLP <sup>6</sup> 1 |                           |
| Overmolded with Cable                | Screw Thread                         | Male                 | CAP-WACMSMA <sup>7</sup> |                           |                           |
|                                      | 2 point lock bayonet                 | Male                 | CAP-WACMLMA1             |                           |                           |
|                                      |                                      | Female               | CAP-WACFLMA1             |                           |                           |
| Receptacle and Overmolded with Cable | Screw Thread                         | Male                 | CAP-WACMSMA <sup>7</sup> |                           |                           |
|                                      | 2 point lock bayonet                 | Male                 | CAP-WACMLMA1             |                           |                           |
|                                      |                                      | Female               | CAP-WACFLMA1             |                           |                           |

## Waterproof Cap >Circular

■ Customized – Upon Request



\* Large Size



\* Mix Size

⑥ More to choose: None(A) / With Chain(B) / With Rubber Lead(C) / With Fish Line(D)

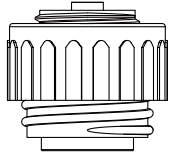
⑦ \* Large Size: Choose 18 contacts(2) for female mating pair

| Size  | Mating Pair                             | Mating Style         | Mating Pair (Gender) | P/N            |
|---|---|----------------------|----------------------|----------------|
| Large Size<br>1"-20 UNEF                        | Receptacle                              | Screw Thread         | Male                 | CAP-WADMSP ⑥ 1 |
|   |   | 2 point lock bayonet | Male                 | CAP-WADMLP ⑥ ⑦ |
|   | Female                                  |                      | CAP-WADFLP ⑥ ⑦       |                |
|   | Overmolded with Cable                   | Screw Thread         | -                    | -              |
|   |   | 2 point lock bayonet | -                    | -              |
|   | Receptacle and<br>Overmolded with Cable | Screw Thread         | Male                 | CAP-WADMSMA1   |
| Female  |   |                      | CAP-WADFLMA ⑦        |                |
| 2 point lock bayonet                            |   | Male                 | CAP-WADMLMA ⑦        |                |
| Mix Size<br>(Between Standard<br>& Middle Size) | Receptacle                              | 3 Points Lock        | Male                 | CAP-WEBMLP ⑥ 1 |
|   |   |                      | Female               | CAP-WEBFLP ⑥ 1 |
|   | Receptacle and<br>Overmolded with Cable | 3 Points Lock        | Male                 | CAP-WEBMLMA1   |
|   |   |                      | Female               | CAP-WEBFLMA1   |

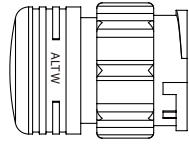
\* Design and specification are subject to change without notice.

Waterproof Cap > Power

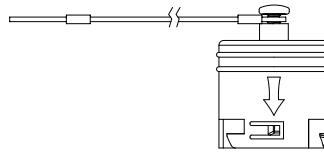
Customized – Upon Request



\* 8A (PWE) | 12A (PWF) | 16A (PWG)



\* 20A (PWC) | 20A+2A (PWCU)



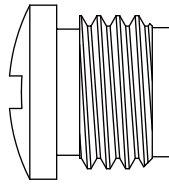
\* 25A (PWH) | 30A (PWJ)

6 More to choose: None(A) / With Chain(B) / With Rubber Lead(C) / With Fish Line(D)

| Current Rating | Mating Pair                          | Mating Style         | Mating Pair (Gender) | P/N            |
|----------------|--------------------------------------|----------------------|----------------------|----------------|
| 8A(PWE)        | Receptacle                           | Screw Thread         | Male                 | CAP-WTAMSP 6 1 |
|                | Receptacle and Overmolded with Cable |                      | Female               | CAP-WTAFSP 6 1 |
|                |                                      |                      | Male                 | CAP-WTAM SMA1  |
|                |                                      |                      | Female               | CAP-WTAF SMA1  |
| 12A(PWF)       | Receptacle                           | Screw Thread         | Male                 | CAP-WTAMSP 6 1 |
|                | Receptacle and Overmolded with Cable |                      | Female               | CAP-WTAFSP 6 1 |
|                |                                      |                      | Male                 | CAP-WTAM SMA1  |
|                |                                      |                      | Female               | CAP-WTAF SMA1  |
| 16A(PWG)       | Receptacle                           | Screw Thread         | Male                 | CAP-WTAMSP 6 1 |
|                | Receptacle and Overmolded with Cable |                      | Female               | CAP-WTAFSP 6 1 |
|                |                                      |                      | Male                 | CAP-WTAM SMA1  |
|                |                                      |                      | Female               | CAP-WTAF SMA1  |
| 20A(PWC)       | Receptacle                           | 2 point lock bayonet | Male                 | CAP-WACMLP 6 1 |
|                | Receptacle and Overmolded with Cable |                      | Female               | CAP-WACFLMA2   |
|                | Receptacle and Overmolded with Cable |                      | Male                 | CAP-WACMLMA1   |
| 20A+2A(PWCU)   | Receptacle                           | 2 point lock bayonet | Male                 | CAP-WACMLP 6 1 |
|                | Receptacle and Overmolded with Cable |                      | Female               | CAP-WACFLMA2   |
|                | Receptacle and Overmolded with Cable |                      | Male                 | CAP-WACMLMA1   |
| 25A(PWH)       | Receptacle and Overmolded with Cable | 3 point lock bayonet | Female               | CAP-WPWFTMD1   |
| 30A(PWJ)       | Receptacle and Overmolded with Cable | 3 point lock bayonet | Male                 | CAP-WPWTMD1    |

Waterproof Cap > Sensor > M8

Customized – Upon Request

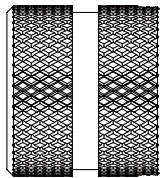


For Female

| Size | Mating Pair                          | Mating Style | Mating Pair (Gender) | P/N          |
|------|--------------------------------------|--------------|----------------------|--------------|
| M8   | Overmolded with Cable                | Screw Thread | Female               | CAP-WBBFSCC1 |
|      | Receptacle and Overmolded with Cable | Screw Thread | Male                 | CAP-WBBMSMA1 |
|      |                                      |              | Female               | CAP-WBBFSMA1 |

Waterproof Cap > Sensor > M10.5

Customized – Upon Request



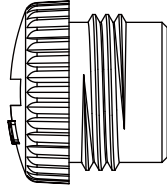
For male

| Size  | Mating Pair                          | Mating Style | Mating Pair (Gender) | P/N          |
|-------|--------------------------------------|--------------|----------------------|--------------|
| M10.5 | Receptacle and Overmolded with Cable | Screw Thread | Male                 | CAP-WBCMSMA2 |

\* Design and specification are subject to change without notice.

Waterproof Cap > Sensor > M12

Customized – Upon Request



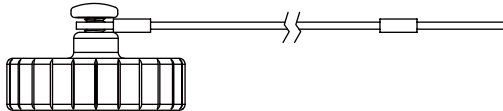
\* For Female

7 Choose plastic(1) or metal(2) items

| Size         | Size               | Mating Pair                          | Mating Style | Mating Pair (Gender) | P/N            |
|--------------|--------------------|--------------------------------------|--------------|----------------------|----------------|
| M12          | A/B/D Code I Style | Receptacle                           | Screw Thread | Male                 | CAP-WBDPMSB1   |
|              |                    | Receptacle and Overmolded with Cable | Screw Thread | Male                 | CAP-WBDMMSMA 7 |
| M12(Plastic) | A/B/D Code I Style | Receptacle and Overmolded with Cable | Screw Thread | Female               | CAP-WBDFSMA 7  |
|              |                    |                                      |              | Male                 | CAP-WBDMMSMA 7 |
|              |                    |                                      |              | Female               | CAP-WBDFSMA 7  |

Waterproof Cap > Sensor > Heavy Duty Shielded Connectors


Customized – Upon Request



| Size | Mating Pair | Mating Style | Mating Pair (Gender) | P/N          |
|------|-------------|--------------|----------------------|--------------|
| M22  | Receptacle  | Screw Thread | Male                 | CAP-WHBMSPD1 |

Waterproof Cap > Sensor > M23

Customized – Upon Request

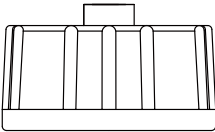


| Size | Mating Pair                          | Mating Style | Mating Pair (Gender) | P/N          |
|------|--------------------------------------|--------------|----------------------|--------------|
| M23  | Receptacle and Overmolded with Cable | Screw Thread | Male                 | CAP-WBHMSMA1 |

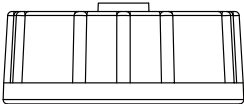


## Waterproof Cap > USB | IEEE 1394


■ Customized – Upon Request



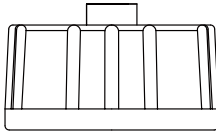
\* USB Screw (Mating Pair: Male)



\* USB Lock



\* USB Screw (Mating Pair: Female)



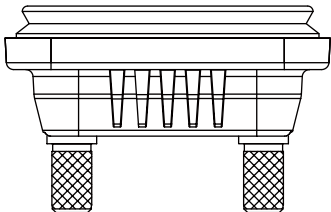
\* IEEE 1394

⑥ More to choose: None(A) / With Chain(B) / With Rubber Lead(C) / With Fish Line(D)

| Type   | Mating Pair                          | Mating Style         | Mating Pair (Gender) | P/N            |
|--|--------------------------------------|----------------------|----------------------|----------------|
| USB 2.0 Type A<br>USB 2.0 Type B<br>USB 3.0 Type A | Receptacle                           | Screw Thread         | Male                 | CAP-WACMSP ⑥ 1 |
|  |                                      | 2 point lock bayonet | Male                 | CAP-WADMLP ⑥ 1 |
|  | Receptacle and Overmolded with Cable | Screw Thread         | Male                 | CAP-WACMSMA1   |
|  |                                      | 2 point lock bayonet | Male                 | CAP-WADMLMA1   |
|  | Overmolded with Cable                | Screw Thread         | Female               | CAP-WUSFSCC1   |
| IEEE 1394  | Receptacle                           | Screw Thread         | Male                 | CAP-WACMSP ⑥ 1 |
|  | Receptacle and Overmolded with Cable | Screw Thread         | Male                 | CAP-WACMSMA1   |

## Waterproof Cap > D-SUB | DVI

■ Customized – Upon Request



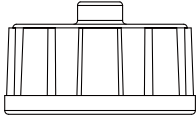
⑦ Choose rubber lead: Vertical type (1) / Horizontal type (2)

| Type               |                        | Mating Pairs | Mating Style | Mating Pair (Gender) | P/N          |
|--------------------|------------------------|--------------|--------------|----------------------|--------------|
| Standard D-SUB     | High Density D-SUB     |              |              |                      |              |
| Standard (9 pins)  | High Density (15 Pins) | Receptacle   | Screw Thread | Male & Female        | CAP-WD1CSPA1 |
| Standard (15 pins) | High Density (26 Pins) | Receptacle   | Screw Thread | Male & Female        | CAP-WD2CSPA1 |
| Standard (25 pins) | High Density (44 Pins) | Receptacle   | Screw Thread | Male & Female        | CAP-WD3CSPA1 |
| DVI                |                        | Receptacle   | Screw Thread | Male & Female        | CAP-WDVCSPA1 |

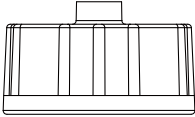
\* Design and specification are subject to change without notice.

Waterproof Cap > RJ

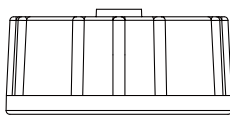
■ Customized – Upon Request



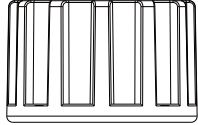
\* RJ C 3 Point Lock



\* RJ C Screw



\* RJ D Screw

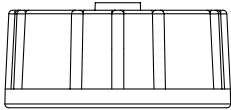


\* RJ ODVA 3 Point Lock

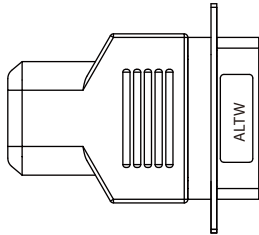
6 More to choose: None(A) / With Chain(B) / With Rubber Lead(C) / With Fish Line(D)  
7 Choose plastic (1) or metal (2) items

| Size   | Mating Pair | Mating Style         | Mating Pair (Gender) | P/N   |
|--------|-------------|----------------------|----------------------|---|
| C Size | Receptacle  | 3 point lock bayonet | Male                 | CAP-WACMTMA1<br>CAP-WACMTP <span style="color: blue;">6</span> 1  |
|        |             | Screw Thread         | Male                 | CAP-WACMSMA <span style="color: blue;">7</span><br>CAP-WACMSP <span style="color: blue;">6</span> <span style="color: blue;">7</span> |
| D Size | Receptacle  | Screw Thread         | Male                 | CAP-WADMSMA1<br>CAP-WADMSP <span style="color: blue;">6</span> 1  |
| ODVA   | Receptacle  | 3 point lock bayonet | Male                 | CAP-WEOFTPC1  |

Waterproof Cap > HDMI



\* D Size (Circular Type)

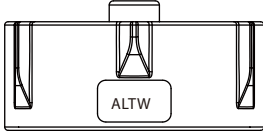


\* Rectangle Type

| Size                   | Mating Pair | Mating Style | Mating Pair (Gender) | P/N          |
|------------------------|-------------|--------------|----------------------|--------------|
| D Size (Circular Type) | Receptacle  | Screw Thread | Male                 | CAP-WADMSMA1 |
| Rectangle Type         | Receptacle  | Latch Type   | Female               | CAP-WHDFLPA1 |

Waterproof Cap > Fiber Optic

Customized – Upon Request

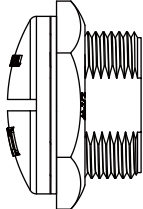


7

| Size        | Mating Pair                          | Mating Style         | Mating Pair (Gender) | P/N          |
|-------------|--------------------------------------|----------------------|----------------------|--------------|
| Fiber Optic | Receptacle and Overmolded with Cable | 3 point lock bayonet | Female               | CAP-WFBFTMA1 |

Dummy > Circular > Middle Size: 13/16"-28 UNS

Customized – Upon Request

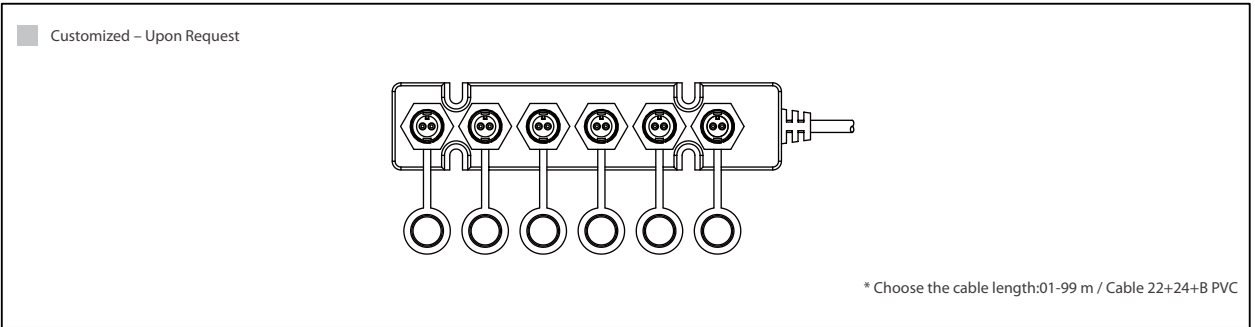


| Size          | Mating Pair         | Mating Style | P/N          |
|---------------|---------------------|--------------|--------------|
| 13/16"-28 UNS | Receptacle (Female) | Screw Thread | CAP-CACFSBA1 |

\* Design and specification are subject to change without notice.

# Accessories - Multi-port

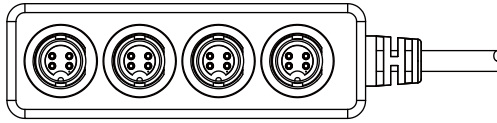
## Multi-port > Circular > Mini Size: 7/16"-28 UNS



| Current Rating | Contacts<br>2 | Mating Style         | Connector 1<br>(Male Connector / Male Contacts)  | Connector 1<br>(Male Connector / Female Contacts) | More options                        |
|----------------|---------------|----------------------|--|---|-------------------------------------|
|                |               |                      | Connector 2<br>(Male Connector / Male Contacts)  | Connector 2<br>(Male Connector / Female Contacts) |                                     |
|                |               |                      | Connector 3<br>(Male Connector / Male Contacts)  | Connector 3<br>(Male Connector / Female Contacts) |                                     |
|                |               |                      | Connector 4<br>(Male Connector / Male Contacts)  | Connector 4<br>(Male Connector / Female Contacts) |                                     |
|                |               |                      | Connector 5<br>(Male Connector / Male Contacts)  | Connector 5<br>(Male Connector / Female Contacts) |                                     |
|                |               |                      | Connector 6<br>(Male Connector / Male Contacts)  | Connector 6<br>(Male Connector / Female Contacts) |                                     |
| 5A             | 02,03         | Screw Thread         | A-2 2 2 2 2 2 -MMMMMM-SA*                        | A-2 2 2 2 2 2 -HHHHHH-SA*                         | A-2 2 2 2 2 -7 8 9 10 11 12 13 -SA* |
|                |               | 2 point lock bayonet | A-2 2 2 2 2 2 -MMMMMM-LA*<br>A-22222-MMMMMM-LA01 | A-2 2 2 2 2 2 -HHHHHH-LA*                         | A-2 2 2 2 2 -7 8 9 10 11 12 13 -LA* |
| 2A             | 04,05,06      | Screw Thread         | A-2 2 2 2 2 2 -MMMMMM-SA*                        | A-2 2 2 2 2 2 -HHHHHH-SA*                         | A-2 2 2 2 2 -7 8 9 10 11 12 13 -SA* |
|                |               | 2 point lock bayonet | A-2 2 2 2 2 2 -MMMMMM-LA*                        | A-2 2 2 2 2 2 -HHHHHH-LA*                         | A-2 2 2 2 2 -7 8 9 10 11 12 13 -LA* |

Multi-port > Circular > Standard Size: 5/8"-27 UNS

Customized – Upon Request



- 6 For connector 1
- 7 For connector 2
- 8 For connector 3
- 9 For connector 4

Choose Connector / Contacts Gender:  
 M: Male + Male  
 F: Female + Female

\* Choose the cable length:01-99 m /  
 Cable 22+24+B PVC

| Current Rating | Contacts<br>2                | Mating Style         | Connector 1<br>(Male Connector / Male Contacts) | Connector 1<br>(Male Connector / Female Contacts) | More options            |
|----------------|------------------------------|----------------------|---|---|-------------------------|
|                |                              |                      | Connector 2<br>(Male Connector / Male Contacts) | Connector 2<br>(Male Connector / Female Contacts) |                         |
|                |                              |                      | Connector 3<br>(Male Connector / Male Contacts) | Connector 3<br>(Male Connector / Female Contacts) |                         |
|                |                              |                      | Connector 4<br>(Male Connector / Male Contacts) | Connector 4<br>(Male Connector / Female Contacts) |                         |
| 10A            | 02,03,04                     | Screw Thread         | B-2 2 2 2 -MMMMMM-SA*                           | B-2 2 2 2 -HHHHHH-SA*                             | B-2 2 2 2 -6 7 8 9 -SA* |
|                |                              | 2 point lock bayonet | B-2 2 2 2 -MMMMMM-LA*                           | B-2 2 2 2 -HHHHHH-LA*                             | B-2 2 2 2 -6 7 8 9 -LA* |
| 5A             | 02,03,04,<br>05,06,07,<br>08 | Screw Thread         | B-2 2 2 2 -MMMMMM-SA*                           | B-2 2 2 2 -HHHHHH-SA*<br>B-04040404-HHHH-SA*      | B-2 2 2 2 -6 7 8 9 -SA* |
|                |                              | 2 point lock bayonet | B-2 2 2 2 -MMMMMM-LA*                           | B-2 2 2 2 -HHHHHH-LA*                             | B-2 2 2 2 -6 7 8 9 -LA* |
| 2A             | 10,12                        | Screw Thread         | B-2 2 2 2 -MMMMMM-SA*                           | B-2 2 2 2 -HHHHHH-SA*                             | B-2 2 2 2 -6 7 8 9 -SA* |
|                |                              | 2 point lock bayonet | B-2 2 2 2 -MMMMMM-LA*                           | B-2 2 2 2 -HHHHHH-LA*                             | B-2 2 2 2 -6 7 8 9 -LA* |

\* Design and specification are subject to change without notice.

# Accessories - Box

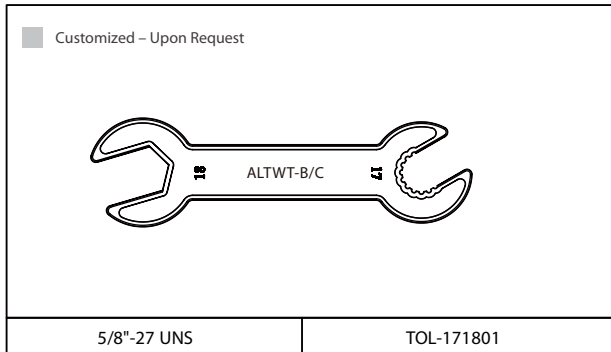
Box > USB > 2.0 Type A, 2.0 Type B

■ Customized – Upon Request

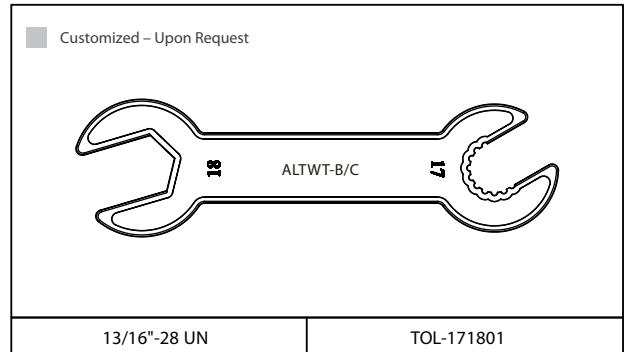
| Type       | Ports | P/N       |
|------------|-------|-----------|
| 2.0 Type A | 1     | BOX-USA11 |
|            | 2     | BOX-USA22 |
|            | 4     | BOX-USA44 |
| 2.0 Type B | 1     | BOX-USB11 |
|            | 2     | BOX-USB22 |
|            | 4     | BOX-USB44 |

## Accessories - Tool

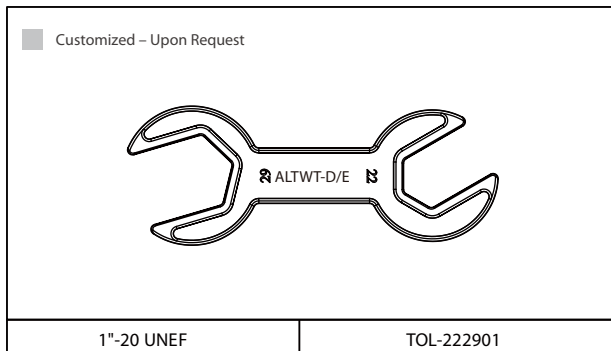
Wrench > Circular > Standard Size:  
5/8"-27 UNS



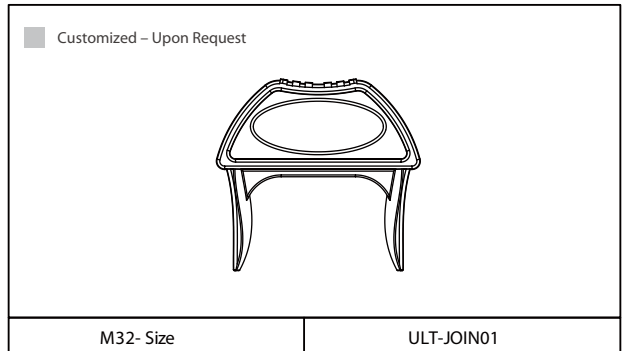
Wrench > Circular > Middle Size:  
13/16"-28 UNS



Wrench > Circular > Large Size:  
1"-20 UNEF



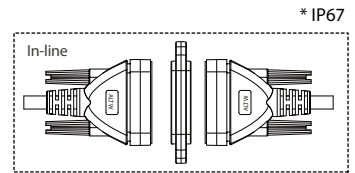
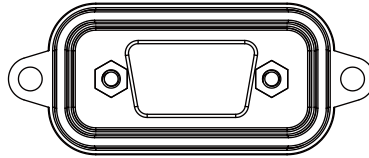
Unlock Tool > Cable Joiner >  
8~10mm/10~12mm/12~16mm



# Accessories - Joint

∟ Joint > D-SUB > Standard & High Density

■ Customized – Upon Request



| Type               |                        | Mating Style | P/N               |
|--------------------|------------------------|--------------|-------------------|
| Standard D-SUB     | High Density D-SUB     |              |                   |
| Standard (9 pins)  | High Density (15 Pins) | Screw Thread | DJ1-00JNNA-SL7001 |
| Standard (15 pins) | High Density (26 Pins) | Screw Thread | DJ2-00JNNA-SL7001 |
| Standard (25 pins) | High Density (44 Pins) | Screw Thread | DJ3-00JNNA-SL7001 |



# Accessories - Patch Cable (Double-ended)

## ▾ Patch Cable (Double-ended) > RJ

■ Customized – Upon Request

Gold Plated 6u"  
Pitch 2.54mm  
Select cable length 10cm/20cm/30cm

| End 1            |        | End 2            |            | P/N             |
|------------------|--------|------------------|------------|-----------------|
| Type             | Gender | Type             | Gender     |                 |
| RJ 45 Unshielded | Plug   | RJ 45 Unshielded | Pin Header | UPG06-CHOP1-C10 |
|                  |        |                  | Plug       | UPG06-UPG06-C10 |

\* Design and specification are subject to change without notice.

## X-ON Electronics

Largest Supplier of Electrical and Electronic Components

*Click to view similar products for [USB Connectors](#) category:*

*Click to view products by [Amphenol](#) manufacturer:*

Other Similar products are found below :

[65-647-8-BK-BU](#) [950](#) [E8144-B01021-L](#) [A-USB A-LP-SMT-C](#) [A-USB B-TOP-C](#) [MUSBA511N5](#) [MUSBD11135](#) [217450-1](#) [CA 6 W LD](#)  
[KMBVX-TH-5S-B30](#) [896-30-004-00-000000](#) [KUSBVX-BS1N-W30](#) [KUSBX-AP-KIT-SCBLK](#) [KUSBX-AS2N-W](#) [KUSBX-SMT2AP1S-W](#)  
[KUSBX-SMT2AP1S-W30](#) [935](#) [957](#) [30-498-6](#) [17-210051](#) [1734082-1](#) [30-1574](#) [30-470](#) [30-489](#) [30-541](#) [30-572-3](#) [MAB 8 SN V](#) [A-USB A-](#)  
[2P-C](#) [MIKROE-1451](#) [USBFTV2PEM2G](#) [USBFTVC6ZN](#) [KUSBX-AS2N-W30](#) [KUSBX-SLAS1N-W](#) [KUSBX-SMT-AS1N-W30](#) [4689-1](#) [1-](#)  
[1734084-2](#) [E8110-001-01](#) [MUSBA81130](#) [33UBARS1-04SW11](#) [33UBAR-04SW11](#) [USBF21ZNSCC](#) [USBBFTV6ZC](#) [10135326-001LF](#)  
[M9177/3-1](#) [USB-A-S-F-B-VT](#) [925](#) [4198](#) [690-024-633-031](#) [KUSBEX-BSFS1N-W](#) [USBFTVC6MRG](#)