

Long Type	Thread Style	Cable OD	Panel Thickness	Length (With SR)	Length (Without SR)	IP
With SR	M12	Ø4.5~Ø6.5mm	Max 3.0mm	60.0mm	30.0mm	68
	M16	Ø6~Ø10mm	Max 7.5mm	78.0mm	45.0mm	68
	M20	Ø10~Ø14mm	Max 6.2mm	86.6mm	43.7mm	68
	M25	Ø13~Ø18mm	Max 6.2mm	96.0mm	52.1mm	68
	M32	Ø16~Ø22mm or Ø18~Ø25mm	Max 6.0mm		52.5mm	68
Without SR	M40	Ø20~Ø25mm or Ø24~Ø32mm	Max 9.0mm		60.0mm	68
	PG7	Ø4.5~Ø6.5mm	Max 3.0mm	60.0mm	30.0mm	68
	PG9	Ø6~Ø10mm	Max 7.5mm	78.0mm	45.0mm	68
	PG11	Ø6~Ø10mm	Max 6.0mm	79.1mm	48.3mm	68
	PG13.5	Ø10~Ø14mm	Max 6.2mm	86.6mm	49.6mm	68
	PG16	Ø6.5mm (for RJ) or Ø10~Ø14mm	Max 4.5mm (for RJ) or Max 6.0mm	86.6mm	49.6mm or 49.85mm (for RJ)	68
PG29	Ø16~Ø22mm or Ø18~Ø25mm	Max 6.0mm		52.5mm	68	

Short Type	Thread Style	Cable OD	Panel Thickness	Length (With SR)	Length (Without SR)	IP
With SR	M8	Ø2.5~Ø3mm			22.0mm	67
	M16	Ø6~Ø10mm	Max 3.0mm		40.0mm	68
	M20	Ø10~Ø14mm	Max 6.2mm	79.6mm	36.7mm	68
Without SR	M25	Ø13~Ø18mm	Max 6.2mm	89.0mm	45.0mm	68
	M32	Ø16~Ø22mm or Ø18~Ø25mm	Max 6.0mm		47.5mm	68
	PG16	Ø5.5~Ø7.5mm (for RJ) or Ø10~Ø14mm			44.6mm or 45.0mm (for RJ)	68
	E20	Ø5.5~Ø7mm or Ø7.8~Ø9.3mm	Max 5.0mm		40.0mm	68

XXX - XX X X X X - X X X XXX

Number of Contacts

- 02, 03, Pin

Style

- A – For Cable with S/R
- B – For Cable without S/R
- P – For Panel Front Mounting
- R – For Panel Rear Mounting

Connector Style

- M – Male Connector
- F – Female Connector

Specification

- AD – Mini Size Current Rating 5A
- ASD – Mini Size Shield Current Rating 5A
- ASU – Mini Size Shield Current Rating 2A
- AU – Mini Size Current Rating 2A
- BB – Standard Size Current Rating 10A
- BBD – Standard Size Current Rating 10A+5A
- BD – Standard Size Current Rating 5A
- BDU – Standard Size Current Rating 5A+2A
- BSD – Standard Size Shield Current Rating 5A
- BSU – Standard Size Shield Current Rating 2A
- BSB – Standard Size Shield Current Rating 10A
- BU – Standard Size Current Rating 2A
- CB – Middle Size Current Rating 10A
- CBU – Middle Size Current Rating 10A+2A
- CBD – Middle Size Current Rating 10A+5A
- CC – Middle Size Current Rating 20A
- CD – Middle Size Current Rating 5A
- CDU – Middle Size Current Rating 5A+2A
- CU – Middle Size Current Rating 2A
- DC – Large Size Current Rating 20A
- DCD – Large Size Current Rating 20A+5A
- DD – Large Size Current Rating 5A
- DU – Large Size Current Rating 2A
- DSD – Large Size Shield Current Rating 5A
- ED – Macro Size Current Rating 5A
- GBD – Dimension Between B & C – 10A + 5A

Waterproof Rating

- 6 = IP 66
- 7 = IP 67
- 8 = IP 68

Back Shell

- L – Straight (180° For Cable Type)
- R – Right Angle (90° For Cable Type)
- C – Circular (For Panel Type)
- S – Square (For Panel Type)

Mating Style

- L – Two Point Lock
- S – Screw
- Q – Quick
- T – Three Point Lock

Version

- 000 : Phantom
- Without Cable 001, 002,.....
- For Cable A01 - 1M ~ A99 - 99M
- A - UL2464 Cable

Assembly Style

- M – Molding Type
- A – Assembly Type
- S – Solder Type
- P – 180° PCB Type
- R – 90° PCB Type
- B – Screw in Type

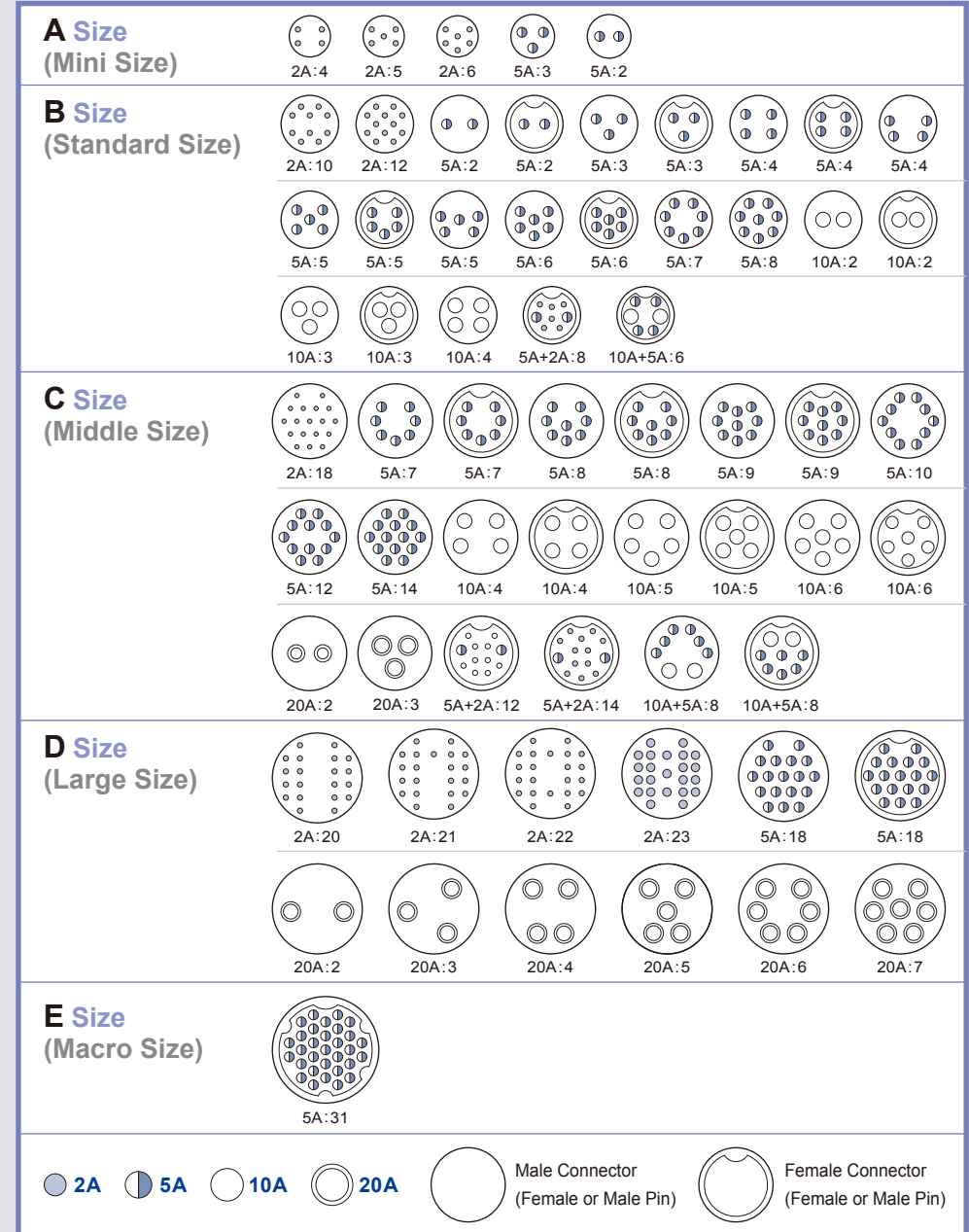
Contact Type

- M – Male
- F – Female
- C – Combo
- D – Female Power + Male Signal
- E – Male Power + Female Signal

SPECIFICATIONS





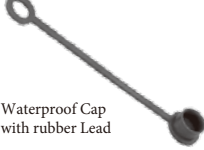



No.	Specifications	Standard Value
01. Identifications		A Size (Mini Size: 7/16"-28UNS) B Size (Standard Size: 5/8"-27UNS) C Size (Middle Size: 13/16"-28UN) D Size (Large Size: 1"-20UNEF) E Size (Macro Size: 1 3/16"-20UN)
02. Description		Panel Mount, Molded with Cable and Field Installable
03. Current Rating / Pin Arrangements		A Size (Mini): 2A: 4 to 6, 5A: 2 and 3 B Size (Standard): 2A: 10 or 12, 5A: 2 to 8, 10A: 2 to 4, 5A+2A: 8, 10A+5A: 6 C Size (Middle): 2A: 18, 5A: 7 to 14, 10A: 4 to 6, 20A: 3, 5A+2A: 12 or 14, 10A+5A: 8 D Size (Large): 2A: 20 to 22, 5A: 18, 20A: 2 to 7 E Size (Macro): 5A: 31
04. Material		Contacts: Copper Alloy, Gold Plated Connector Body: Nylon + GF, UL Recognized
05. Temperature Range		Cable: -20°C to +80°C Connector Body: -40°C to +105°C
06. Waterproof Rating		IP66, IP67 or IP68 (Per IEC60590)
07. Contact Resistance		≤10mΩ
08. Insulation Resistance		≥100mΩ at DC 500V
09. Durability		1000 Plug / Unplug Cycles Minimum
10. Breakdown Voltage		≥AC 1000V / 1 Minute, ≥500V / 1 Minute (1.5~5A)
11. Corrosion		48 Hours Salt Spray Contact
12. Standard Cable Length (for Molded Cable)		1, 2, 5, 10M (Standard Cable: UL2464 PVC Jacket)











CONTACT PIN ARRANGEMENT





Panel (Chassis) Mount		Mating Parts	Accessories
CONNECTOR	FEATURE	CONNECTOR	CONNECTOR
<p>PLASTIC</p> 	<p>Pin:</p> <ul style="list-style-type: none"> • 2A: 4 to 6 • 5A: 2 and 3 <p>Mating Style:</p> <ul style="list-style-type: none"> • Screw (Thread) Rear or Front Mounting • Lock (Bayonet) Rear or Front Mounting <p>Assembly Style:</p> <ul style="list-style-type: none"> • PCB 180° (P) or Solder (S) 	 <p>With SR</p>	 <p>Waterproof Cap with Rubber Lead</p>
		 <p>Without SR</p>	 <p>Waterproof Cap with Rubber Lead</p>
		 <p>Field Installable</p>	 <p>Waterproof Cover with Chain</p>
<p>METAL</p> 	<p>Pin:</p> <ul style="list-style-type: none"> • 2A: 4 to 6 • 5A: 2 and 3 <p>Mating Style:</p> <ul style="list-style-type: none"> • Lock (Bayonet) Front Mounting <p>Assembly Style:</p> <ul style="list-style-type: none"> • PCB 180° (P) or Solder (S) 	 <p>With SR</p>	 <p>T Cable</p>
		 <p>Without SR</p>	 <p>T Adator</p>
		 <p>Field Installable</p>	 <p>T Adator</p>
			 <p>Extension Cord</p>

Panel (Chassis) Mount		Mating Parts	Accessories
CONNECTOR	FEATURE	CONNECTOR	CONNECTOR
<p>PLASTIC</p> 	<p>Pin:</p> <ul style="list-style-type: none"> • 2A: 10 or 12 • 5A: 2 to 8 • 10A: 2 to 4 • 5A + 2A: 8 • 10A + 5A: 6 <p>Mating Style:</p> <ul style="list-style-type: none"> • Screw (Thread) Rear or Front Mounting • Lock (Bayonet) Rear or Front Mounting <p>Assembly Style:</p> <ul style="list-style-type: none"> • PCB 180° (P) or PCB 90° or Solder (S) 	 <p>With SR</p>	 <p>Waterproof Cap with Rubber Lead</p>
		 <p>Without SR</p>	 <p>Waterproof Cap with Rubber Lead</p>
		 <p>Field Installable</p>	 <p>Waterproof Cover with Chain</p>
<p>METAL</p> 	<p>Pin:</p> <ul style="list-style-type: none"> • 2A: 10 • 5A: 4 to 8 <p>Mating Style:</p> <ul style="list-style-type: none"> • Screw (Thread) Rear or Front Mounting <p>Assembly Style:</p> <ul style="list-style-type: none"> • PCB 180° (P) or Solder (S) 	 <p>Without SR</p>	 <p>T Cable</p>
		 <p>Without SR</p>	 <p>T Adator</p>
		 <p>Without SR</p>	 <p>T Adator</p>
			 <p>Extension Cord</p>
			 <p>Tool</p>

Panel (Chassis) Mount		Mating Parts	Accessories
CONNECTOR	FEATURE	CONNECTOR	CONNECTOR
 <p>PLASTIC</p> <p>Pin:</p> <ul style="list-style-type: none"> • 2A: 18 • 5A: 7 to 10, 12, 14 • 10A: 4 to 6 • 20A: 3 • 5A + 2A: 12 or 14 • 10A + 5A: 8 <p>Mating Style:</p> <ul style="list-style-type: none"> • Screw (Thread) Rear or Front Mounting • Lock (Bayonet) Rear or Front Mounting <p>Assembly Style:</p> <ul style="list-style-type: none"> • PCB 180° (P) or Solder (S) 		 <p>With SR</p>	 <p>Waterproof Cap with rubber Lead</p>
		 <p>Without SR</p>	 <p>Waterproof Cap with rubber Lead</p>
	 <p>Field Installable</p>	 <p>Waterproof Cover with Chain</p>  <p>Tool</p>	

Panel (Chassis) Mount		Mating Parts	Accessories
CONNECTOR	FEATURE	CONNECTOR	CONNECTOR
 <p>PLASTIC</p> <p>Pin:</p> <ul style="list-style-type: none"> • 2A: 18, 20 to 22 • 5A: 18 • 10A: 2 to 7 • 20A + 5A: 12 <p>Mating Style:</p> <ul style="list-style-type: none"> • Screw (Thread) Rear or Front Mounting • Lock (Bayonet) Rear or Front Mounting <p>Assembly Style:</p> <ul style="list-style-type: none"> • PCB 180° (P) or Solder (S) 		 <p>With SR</p>	 <p>Waterproof Cap with rubber Lead</p>
		 <p>Field Installable (Screw-In Termination Contacts Are Available)</p>	 <p>Waterproof Cap with rubber Lead</p>
 <p>METAL</p> <p>Pin:</p> <ul style="list-style-type: none"> • 5A: 18 <p>Mating Style:</p> <ul style="list-style-type: none"> • Screw (Thread) Front Mounting <p>Assembly Style:</p> <ul style="list-style-type: none"> • PCB 180° (P) or Solder (S) 		 <p>Without SR</p>	 <p>Waterproof Cover with Chain</p>
		 <p>Without SR</p>	 <p>Tool</p>

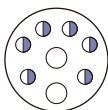
Panel (Chassis) Mount		Mating Parts	Accessories
CONNECTOR	FEATURE	CONNECTOR	
<p>PLASTIC</p> 	<p>Pin:</p> <ul style="list-style-type: none"> • 5A: 31 <p>Mating Style:</p> <ul style="list-style-type: none"> • Lock (Bayonet) • Front Mounting <p>Assembly Style:</p> <ul style="list-style-type: none"> • PCB 180° (P) or Solder (S) 	 <p>With SR</p>	

SPECIFICATIONS

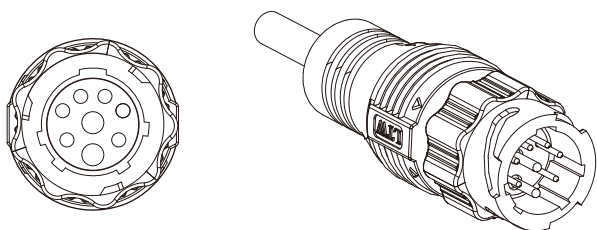
No.	Specifications	Standard Value
01.	Identifications	G Size
02.	Description	Panel Mount, Molded with Cable
03.	Current Rating / Pin Arrangements	5A: 6 + 10A: 2
04.	Material	Contacts: Copper Alloy Gold Plated Connector Body: PBT + PC
05.	Temperature Range	Connector: -40°C to +105°C Cable: -20°C to +105°C
06.	Waterproof Rating	IP67, IP68
07.	Contact Resistance	≤10mΩ
08.	Insulation Resistance	≥100MΩ at DC 500V
09.	Flame Test	UL94 V-0
10.	Breakdown Voltage	≥AC 1000V / 1 Minute
11.	Corrosion	48 Hours Salt Spray Contact
12.	Standard Cable Length (for Molded Cable)	1, 2, 5, 10M

CONTACT PIN ARRANGEMENT

10A+5A



What "3 Points Lock" is?



Panel (Chassis) Mount		Mating Parts		Accessories
CONNECTOR	P/N	CONNECTOR	P/N	
	<p>LTWGBD-08△FFM-TL△AXX</p> <p>FEATURES:</p> <ul style="list-style-type: none"> • 3 Point Lock • 180° In-line Molded Type • △ With or without SR • PVC Cable • △ IP 67 or IP 68 • 10A+5A: 8 		<p>LTWGBD-08△MMM-TL△AXX</p> <p>FEATURES:</p> <ul style="list-style-type: none"> • 3 Point Lock • 180° In-line Molded Type • △ With or without SR • PVC Cable • △ IP 67 or IP 68 • 10A+5A: 8 	
	<p>LTWGBD-08△MMM-TL△AXX</p> <p>FEATURES:</p> <ul style="list-style-type: none"> • 3 Point Lock • 180° In-line Molded Type • △ With or without SR • PVC Cable • △ IP 67 or IP 68 • 10A+5A: 8 		<p>LTWGBD-08△FFM-TL△AXX</p> <p>FEATURES:</p> <ul style="list-style-type: none"> • 3 Point Lock • 180° In-line Molded Type • △ With or without SR • PVC Cable • △ IP 67 or IP 68 • 10A+5A: 8 	

SPECIFICATIONS

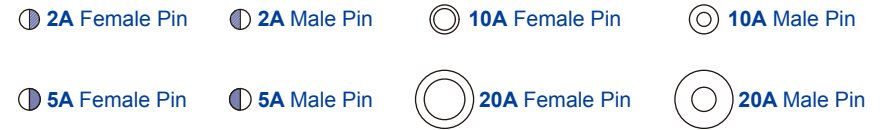
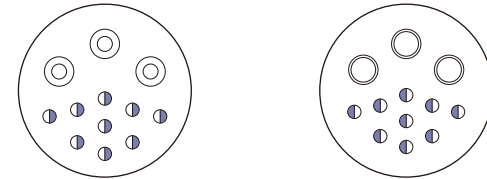
No.	Specifications	Standard Value
01. Identifications		C Size (Middle: 13/16"~28UN) D Size (Large: 1"~20UNEF)
02. Description		Panel Mount, Molded with Cable and Field Installable
03. Current Rating / Pin Arrangements		2A: 5 + 10A: 3 5A: 9 + 20A: 3
04. Material		Contacts: Copper Alloy Gold Plated Connector Body: PA
05. Temperature Range		Connector: -40°C to +105°C Cable: -20°C to +80°C
06. Waterproof Rating		IP67
07. Contact Resistance		≤10mΩ
08. Insulation Resistance		>100MΩ at DC 500V
09. Flame Test		UL94V-0
10. Breakdown Voltage		≥AC 1000V / 1 Minute
11. Corrosion		48 Hours Salt Spray Contact
12. Standard Cable Length (for Molded Cable)		1, 2, 5, 10M

CONTACT PIN ARRANGEMENT

C Size
10A+2A



D Size
20A+5A

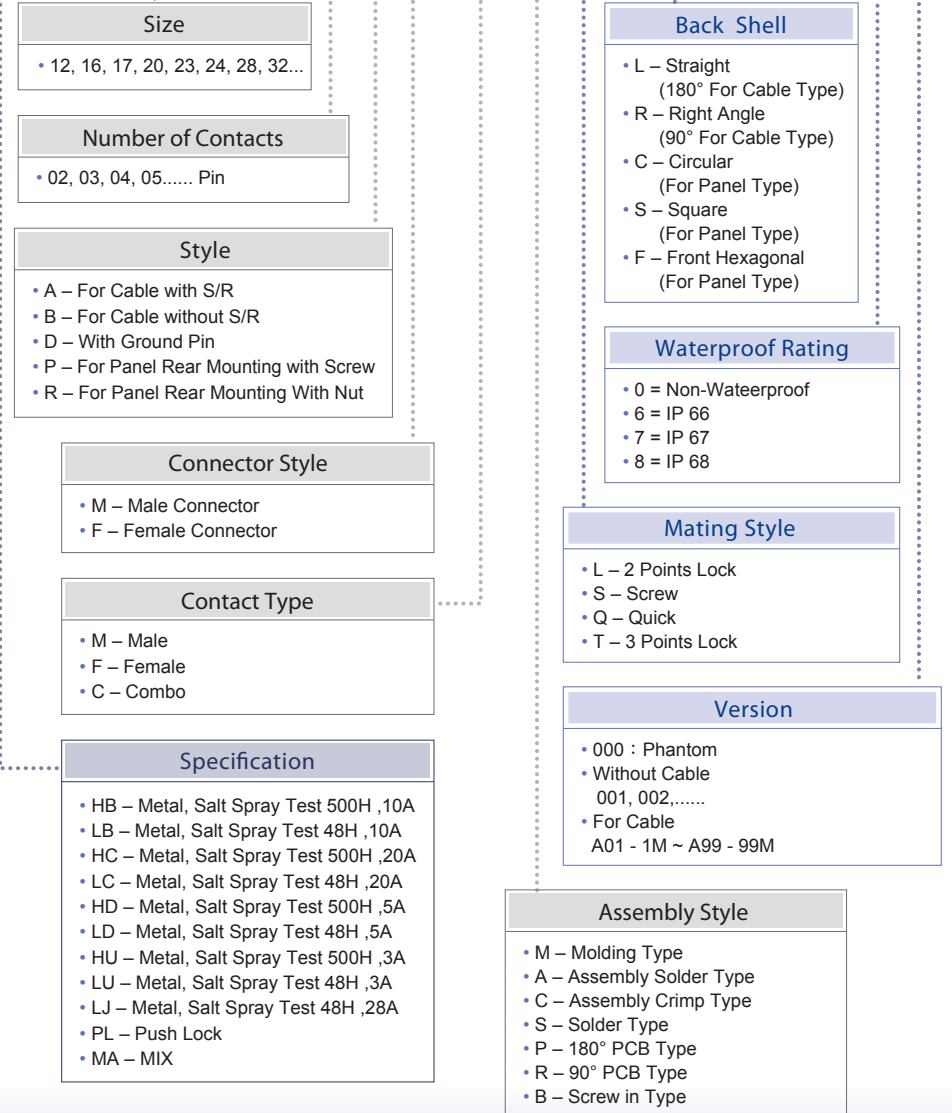


Panel (Chassis) Mount		Mating Parts		Accessories
CONNECTOR	P/N	CONNECTOR	P/N	
 <p>LTWDCD-12PMEΔ-LC7001</p> <p>FEATURES:</p> <ul style="list-style-type: none"> • Bayonet Lock • Δ Solder or PCB Contacts • Front Mounting • IP 67 • 20A(3)+5A(9) 		 <p>LTWDCD-12ΔFDM-LL7AXX</p> <p>FEATURES:</p> <ul style="list-style-type: none"> • Bayonet Lock • 180° In-line Molded Type • Δ With or without SR • PVC Cable • IP 67 • 20A(3)+5A(9) 		
		 <p>LTWDCD-12ΔFDM-LR7AXX</p> <p>FEATURES:</p> <ul style="list-style-type: none"> • Bayonet Lock • 90° In-line Molded Type • Δ With or without SR • PVC Cable • IP 67 • 20A(3)+5A(9) 		
 <p>LTWDCD-12PMDΔ-LC7001</p> <p>FEATURES:</p> <ul style="list-style-type: none"> • Bayonet Lock • Δ Solder or PCB Contacts • Front Mounting • IP 67 • 20A(3)+5A(9) 		 <p>LTWDCD-12ΔFEM-LL7AXX</p> <p>FEATURES:</p> <ul style="list-style-type: none"> • Bayonet Lock • 180° In-line Molded Type • Δ With or without SR • PVC Cable • IP 67 • 20A(3)+5A(9) 		
		 <p>LTWDCD-12AFEM-LR7AXX</p> <p>FEATURES:</p> <ul style="list-style-type: none"> • Bayonet Lock • 90° In-line Molded Type • With SR • PVC Cable • IP 67 • 20A(3)+5A(9) 		

Male Connector		Mating Parts		Accessories
CONNECTOR	P/N	CONNECTOR	P/N	
 <p>LTWDCD-12AMDM-LL7AXX</p> <p>FEATURES:</p> <ul style="list-style-type: none"> • Bayonet Lock • 180° In-line Molded Type • With SR • PVC Cable • IP 67 • 20A(3)+5A(9) Contacts 		 <p>LTWDCD-12AFEM-LL7AXX</p> <p>FEATURES:</p> <ul style="list-style-type: none"> • Bayonet Lock, • 180° In-line Molded Type • With or without SR • PVC Cable • IP 67 • 20A+5A: 12 		
		 <p>LTWDCD-12AFEM-LR7AXX</p> <p>FEATURES:</p> <ul style="list-style-type: none"> • Bayonet Lock, • 90° In-line Molded Type • With SR • PVC Cable • IP 67 • 20A+5A: 12 		
 <p>LTWDCD-12AMEM-LL7AXX</p> <p>FEATURES:</p> <ul style="list-style-type: none"> • Bayonet Lock • 180° In-line Molded Type • With SR • PVC Cable • IP 67 • 10A(3)+2A(5) Contacts 		 <p>LTWDCD-12AFDM-LL7AXX</p> <p>FEATURES:</p> <ul style="list-style-type: none"> • Bayonet Lock, • 180° In-line Molded Type • With or without SR • PVC Cable • IP 67 • 20A+5A: 12 		
		 <p>LTWDCD-12AFDM-LR7AXX</p> <p>FEATURES:</p> <ul style="list-style-type: none"> • Bayonet Lock, • 90° In-line Molded Type • With SR • PVC Cable • IP 67 • 20A+5A: 12 		

Panel (Chassis) Mount		Mating Parts of 1 & 2		Accessories
CONNECTOR	P/N	CONNECTOR	P/N	
 <p>1</p>	<p>LTWCBU-08PMD△-TC7001</p> <p><u>FEATURES:</u></p> <ul style="list-style-type: none"> • 3 Point Lock • △ Solder or PCB Contacts • Front Mounting • IP 67 • 10A(3)+2A(5) Contacts 		<p>LTWCBU-08△FEM-T△7AXX</p> <p><u>FEATURES:</u></p> <ul style="list-style-type: none"> • 3 Point Lock • △ With or without SR • △ 180° or 90° In-line Molded Type • PVC Cable • IP 67 • 10A(3)+2A(5) Contacts 	
 <p>2</p>	<p>LTWCBU-08PME△-TC7001</p> <p><u>FEATURES:</u></p> <ul style="list-style-type: none"> • Three Point Lock, • △ Solder or PCB Contacts • Front Mounting • IP 67 • 10A(3)+2A(5) Contacts 		<p>LTWCBU-08△FDM-T△7AXX</p> <p><u>FEATURES:</u></p> <ul style="list-style-type: none"> • 3 Point Lock • △ With or without SR • △ 180° or 90° In-line Molded Type • PVC Cable • IP 67 • 10A(3)+2A(5) Contacts 	

XXXX-XX X X X X - X X X XXX



X-ON Electronics

Largest Supplier of Electrical and Electronic Components

Click to view similar products for [Standard Circular Connector](#) category:

Click to view products by [Amphenol](#) manufacturer:

Other Similar products are found below :

[C015 10F006 001 1](#) [5M2530B10P](#) [600247N007](#) [600259N006](#) [600273N007](#) [600432N009](#) [6280-2PG-519](#) [6280-3PG-311](#) [6280-3SG-311](#)
[6280-7SG-3DC](#) [6280-7SG-522](#) [6282-5PG-311](#) [6282-6PG-519](#) [6282-8SG-311](#) [6283-11](#) [6283-15](#) [6290](#) [6293](#) [6382-2PG-311](#) [6382-2PG-3DC](#)
[6382-2SG-321](#) [6382-2SG-3DC](#) [6382-4SG-516](#) [67-03E20-37P](#) [681-PMG](#) [CXS3102A14S2P](#) [CXS3102A181S](#) [CXS3106A14S6S](#)
[D38999/20FC8SA L/C](#) [MB12P-1](#) [MB12R-6](#) [7251-2PG-300](#) [7251-2SG-300](#) [7251-4PG-300](#) [7251-4SG-300](#) [7251-5PG-300](#) [7251-5SG-300](#)
[7251-6SG-300](#) [7251-7PG-300](#) [7251-8PG-300](#) [7271-6SG-300](#) [7282-3PG-300-CH3](#) [73000005663](#) [75-190011-03P](#) [75-190216-08S](#) [75-190218-](#)
[10P](#) [75-214636-52P](#) [75-474118-10P](#) [75-474211-03P](#) [75-474218-19S](#)