

AR801 ARINC 801 Termini and Connectors

For Precision Fiber Optic Interconnect Solutions

Features:

- Removable alignment sleeve insert for easy cleaning of fiber optic termini
- Three stages of alignment: shell-to-shell keys, guide pins and ceramic alignment sleeves
- Includes all of the features of standard D38999 straight plug and wall mount receptacle shells
 - Scoop-proof designs
 - Option for alternate keys and keyways
 - Rear accessory threads
 - Standard insertion/extraction tools (M81969/14-03)
- Genderless terminus allows for use on both sides of a connector
 - Precision ceramic ferrules and sleeves ensure accurate fiber to fiber alignment
 - Keyed to provide anti-rotation
 - Available with both PC and APC end-face finishes
 - Terminus body is crimped to the cable providing a "Pull-Proof" advantage



OPTICAL / MECHANICAL / ENVIRONMENTAL

Parameter	Performance
Insertion Loss (850 nm)	0.30 dB max., 0.15 dB typical (multi-mode)
Return Loss (850 nm)	-20 dB max., -40 dB typical (multi-mode)
Thermal Cycling	EIA 364-032D, Test condition VII (-55C to +100C; 5 cycles)
Altitude Immersion	TIA/EIA-455-15
Temperature Life	TIA/EIA-455-4 (100C for 1000 hours)
Vibration	TIA/EIA-455-11 (condition VI-G, eight hrs. per axis)
Mechanical Shock	TIA/EIA-455-14, Condition D
Humidity	TIA/EIA-455-5
Salt Spray	EIA-364-026B, Condition C (500 hours)
Fluid Immersion	Standard Aerospace Fluids

TERMINI COMPONENTS / MATERIALS

Component	Material
Outer body	Stainless Steel
Spring	Stainless Steel, passivated
Ferrule	Zirconia Ceramic

ORDERING INFORMATION ARINC 801 TERMINI

Amphenol ARINC 801 Termini Part Number	A Dia. Ref.	Ferrule Hole Tolerance
CF-198148-126	126	+1, -0
CF-198148-128	128	+2, -0



See the Fiber Optic section of Amphenol's combined circular product catalog, 12-C () - online at www.amphenol-aerospace.com

Call 800-678-0141 or visit us at www.amphenol-aerospace.com

Easy Steps to build a part number... for AR801 Connectors

1.	2.	3.	4.	5.	6.	7.
Connector Type	Connector Series	Shell Finish	Shell Style	Shell Size- Insert Arrangement	Alternate Position	(Optional Step) Interfacial Seal
CF-	5A	4	6	11-02	N	2

Step 1. Select a Connector Type

CF-	Designates Multi-Channel Fiber Optic Connector
------------	--

Step 2. Select a Series

	Designates
5A	Aluminum
6A	Composite
8A	Steel

Step 3. Select a Shell Finish

	Designates
2	Black Anodized (Aluminum only)
4	Electroless nickel
6	Unplated Passivated (Steel only)
9	Olive drab cadmium
D	Durmalon™ (Nickel-PTFE) (Aluminum only)

* Other finishes available contact fiber@amphenol-aa.com
 Durmalon is a trademark of Amphenol Aerospace. For more information on Durmalon, go to www.amphenol-aerospace.com/durmalon.asp

Step 4. Select a Shell Style

	Designates
0	Wall mount receptacle ARINC 801
6	Straight plug ARINC 801
7	Jam Nut Receptacle ARINC 801

Step 5. Select a Shell Size- Insert Arrangement

See arrangements for ARINC 801 connectors below.

Step 6. Insert Type & Key/Keyway Position

Insert Type and Keyway Position
 Shell styles automatically determines termi gender.

Plug Connector=Socket termi
Receptacle Connector=Pin Termi

For keyway positioning, choose the alternate rotation suffix from the chart below.

Step 7. (Optional Step) Interfacial Seal

	Designates
2	Interfacial Seal

An interfacial seal is NOT part of the ARINC 801 standard. The interfacial seal is offered by Amphenol High Speed Solutions and is NOT recognized by ARINC 801.

- Receptacles only
- If not desired, leave blank

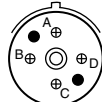
Alternate Position
N=Normal
A
B
C
D
E

Insert Arrangements ... AR801 Connectors

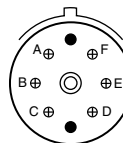
Front face of pin inserts illustrated



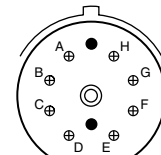
Insert Arrangement 11-02



13-04



15-06



17-08



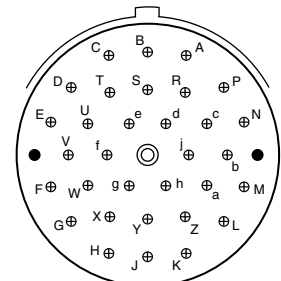
Insert Arrangement 19-12



21-16



23-24



25-32

⊕ Contact Location ⊙ Jack Screw (Plug only) ● Guide Pin/Hole Location

fiber@amphenol-aa.com

Notice: Specifications are subject to change without notice. Contact your nearest Amphenol Corporation Sales Office for the latest specifications. All statements, information and data given herein are believed to be accurate and reliable but are presented without guarantee, warranty, or responsibility of any kind, expressed or implied. Statements or suggestions concerning possible use of our products are made without representation or warranty that any such use is free of patent infringement and are not recommendations to infringe any patent. The user should assume that all safety measures are indicated or that other measures may not be required. Specifications are typical and may not apply to all connectors.

AMPHENOL is a registered trademark of Amphenol Corporation.

2012 Amphenol Corporation Printed in U.S.A. 8/27/2012



Call 800-678-0141 or visit us at www.amphenol-aerospace.com

X-ON Electronics

Largest Supplier of Electrical and Electronic Components

Click to view similar products for [Circular MIL Spec Connector](#) category:

Click to view products by [Amphenol](#) manufacturer:

Other Similar products are found below :

[89075GULPR](#) [0025-262-542](#) [0025-264-3014](#) [58-570121-04S](#) [0134-213-1208](#) [0134-213-2209](#) [0025-258-000](#) [60-042022-07P](#) [60-042022-19P](#)
[60-042022-23P](#) [60-042217-10P](#) [0114-201-1278](#) [012-0467-000](#) [602GB06EG24-61SN](#) [0134-201-1207](#) [0134-213-1006](#) [6104-207-2302](#) [6104-](#)
[208-1902](#) [61-168211-04P](#) [61-168617-10P](#) [6131-202-19149P](#) [6131-204-21149P](#) [6131-208-13149P](#) [6131-209-17149P](#) [6131-210-11149P](#) [6131-](#)
[211-19149P](#) [6131-216-19149P](#) [6131-259-21149P](#) [6131-259-23149P](#) [6131-265-17149P](#) [6131-265-19149P](#) [CS3100A18-1P-472](#) [CS3100A-36-](#)
[77P](#) [CS3101A-16-55P](#) [CS3102A-10SL-55P](#) [CS3102A-14S-58P](#) [CS3102A-32-17P](#) [CS3102A32-25S](#) [CS3102C18-4P-472](#)
[CS3106A10SL3S004](#) [CS3106A-18-73S](#) [CS3108A-14S-52S](#) [CS3108A-28-51S](#) [6162-233-1277](#) [6162-324-1231](#) [M243082296Z](#)
[M2884010AC1S1](#) [CT0-24-10SC](#) [CT0M20-7PCAU](#) [M28840/17AC1G3](#)