



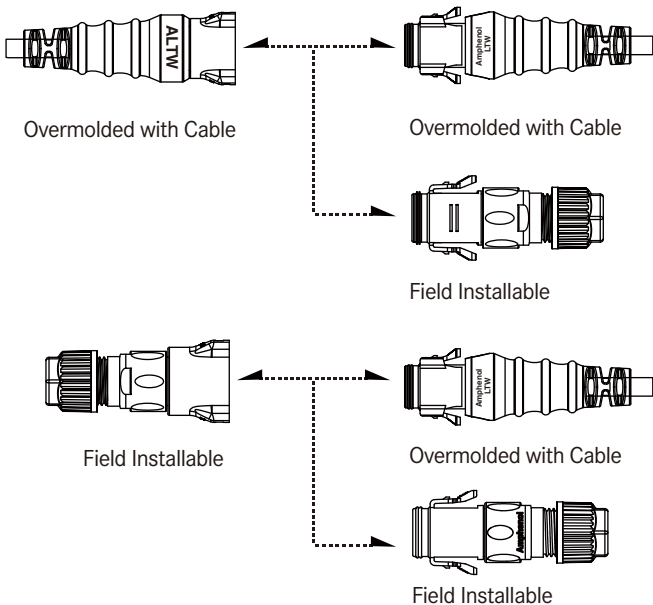
CATALOGUE

RBL Connector

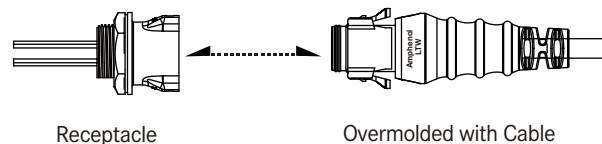


Range Overview

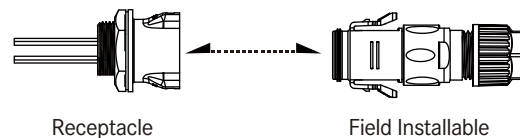
∟ In-line



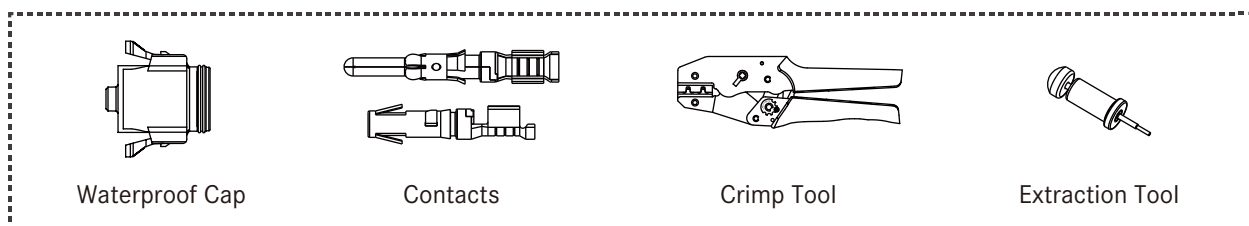
∟ Receptacle and Mating Pair



∟ Receptacle to Field Installable



∟ Accessories



Specification

Identifications	C Size (Middle Size: 13/16"-28 UNS) / D-Size (Large Size: 1"20UNS)
Description	Receptacle with Wire Harness Overmolded with Cable Field Installable
Current Rating / Data	5A, 10A, 20A
Material	Contacts: Copper Alloy, Gold Plated Connector Body (Housing): m-PPE, 540Z, Black
Waterproof Rating	IP67
Temperature Range	Receptacle with Wire Harness: -40°C ~ 105°C Overmolded with Cable: -20°C ~ 80°C Field Installable: -40°C ~ 105°C
Contact Resistance	≤ 10mΩ
Insulation Resistance	≥ 100MΩ at DC500V
Durability	250 cycles
Dielectric Withstand Voltage	1,000V plus 2 times the rated voltage / 1 minute
More to know	Salt Spray Corrosion Test: 48H Standard Cable Length: 01~99M

【Note】 Design and specification are subject to change without notice.

Ordering Information

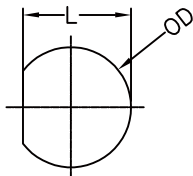
	1	2	3	4	5	6	7	8	9	10
Specification / Current Rating										
<u>> Middle size: 13 / 16"-28 UNS</u>					<u>> Large Size: 1"-20UNS</u>					
(CD) 5A					(DD) 5A					
(CB) 10A					(DC) 20A					
Number of Contacts										
02、03、04.....										
EX. (04) = 4 Contacts										
Connector Body (Style)										
<u>> For Receptacle</u>			<u>> For Overmolded with Cable</u>				<u>> For Field installable</u>			
(R) Rear Fastened			(A) With Strain Relief				(B) Without Strain Relief			
Connector (Housing) Gender										
(M) Male					(F) Female					
Contact Gender										
(M) Male										
(F) Female										
Assemble Style										
<u>> For Receptacle</u>			<u>> For Overmolded with Cable</u>				<u>> For Field Installable</u>			
(C) Crimp Type			(M) Overmolder with cable				(C) Field Installable (Crimp Type)			
Mating Style										
(R) Snap-in with Latch										
Backshell										
<u>> For Receptacle</u>			<u>> For Overmolded with Cable</u>				<u>> For Field Installable</u>			
(C) Circular			(L) Straight				(L) Straight			
(S) Square Flange			(R) Right Angle							
Waterproof Rating										
(7) IP 67										
More information										
<u>> For Receptacle with Wireharness</u>					<u>> For Overmolded with Cable</u>					
(□)+(■) : Wire Type + Wire Length					(□)+(■) : Cable Type + Cable Length					
e.g. (A10) = UL1015 Wire + 10 CM										
<u>(□) : Wire Type</u>		<u>(■) : Wire Length</u>		<u>(□) : Cable Type</u>		<u>(■) : Cable Length</u>				
(A) UL1015 Wire		(10) 10CM		(A) UL2464 Cable		From 1M to 99M				
(B) UL1430 Wire		(30) 30CM		(D) UL21388 Cable		e.g.(01)= 1M				
				(E) SJTW Cable						

Physical Dimension

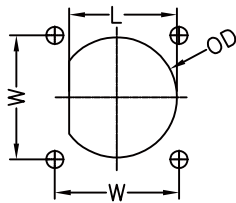
Receptacle

Panel Cut-Out

A Backshell: Circular



B Backshell: Square Flange

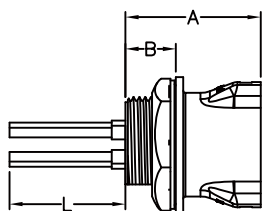


AMP		Dimension	Type	L	W	OD
Size	Current Rating (Code)	Female				
Middle Size	5A(CD)	A	19.4	-	22.3	20.8
		B		-		
	10A(CB)	A		-		
		B		22.3		
Large Size	5A(DD)	A	23.6	-	26.0	25.6
		B		26.0		
	20A(DC)	A		-		
		B		26.0		

Unit: mm

Connector Dimension

A Backshell: Circular



AMP		Dimension	A	B	OD	L(cm)	Panel Thickness Max
Size	Current Rating (Code)	Female					
Middle Size	5A(CD)	29.5	11.0	29.5	10 / 30	5.0	
	10A(CB)						
Large Size	5A(DD)	28.4	10.3	36.0	10 / 30	5.0	
	20A(DC)						

Unit: mm

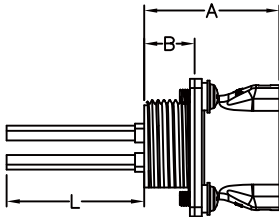


[Note] Design and specification are subject to change without notice.

Receptacle


Connector Dimension

B Backshell: Square Flange



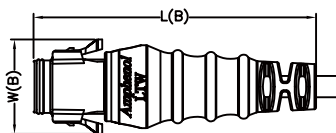
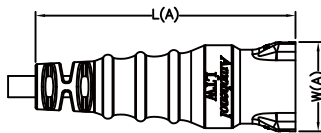
AMP		Dimension	A	B	C	L(cm)	Panel Thickness Max
Size	Current Rating (Code)	Female					
Middle Size	5A(CD)	29.5	11.0	30.0	10 / 30	-	
	10A(CB)						
Large Size	5A(DD)	28.4	10.3	36.0	10 / 30	-	
	20A(DC)						

Unit: mm



Overmolded with Cable

With Strain Relief / Straight




AMP		Dimension	L		W	
Size	Current Rating (Code)		Female (A)	Male (B)	Female (A)	Male (B)
Middle Size	5A(CD)	79.4 (Ref.)	86.3 (Ref.)	27.3	28.8	
	10A(CB)					
Large Size	5A(DD)	90.0 (Ref.)	97.0 (Ref.)	32.5	34.3	
	20A(DC)					

Unit: mm

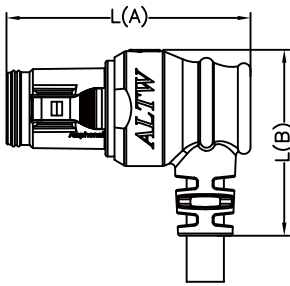
Overmolded with Cable

With Strain Relief / Right Angle



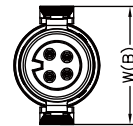
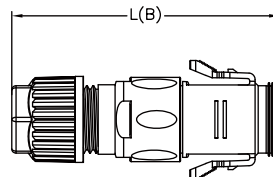
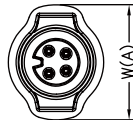
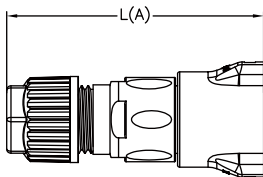
AMP		Dimension	L(A)	L(B)	W
Size	Current Rating (Code)	Male			
Middle Size	5A(CD)	53.8	40.6	28.8	
	10A(CB)				

Unit: mm



Field Installable

Without Strain Relief / Straight















































AMP		Dimension	L		W	
Size	Current Rating (Code)		Female (A)	Male (B)	Female (A)	Male (B)
Middle Size	5A(CD)	60.9 (Ref.)	63.5 (Ref.)	27.3	28.0	
	10A(CB)					
Large Size	20A(DC)	68.9 (Ref.)	72.5 (Ref.)	32.5	34.3	

Unit: mm

[Note] Design and specification are subject to change without notice.

Contact Configuration

	Middle Size (C)							
	5A (CD)				10A (CB)			
	MM	FF	MF	FM	MM	FF	MF	FM
4 5								
2 Pin (02)								
	C F	R C F	C F	R C F	C F	R C F	C F	R C F
3 Pin (03)								
	C F	R C F	C F	R C F	C F	R C F	C F	R C F
4 Pin (04)								
	C F	R C F	C F	R C F	C F	R C F	C F	R C F
5 Pin (05)								
	C	C R	C	C R				
6 Pin (06)								
	C	C R	C	C R				
7 Pin (07)								
	C	C R	C	C R				
8 Pin (08)								
	C	C R	C	C R				
9 Pin (09)								
	C	C R	C	C R				
10 Pin (10)								
12 Pin (12)								
14 Pin (14)								
18 Pin (18)								

	Large Size (D)							
	5A (DD)				20A (DC)			
4 5	MM	FF	MF	FM	MM	FF	MF	FM
2 Pin (02)								
					C F	R C F	C F	R C F
3 Pin (03)								
					C F	R C F	C F	R C F
4 Pin (04)								
					C F	R C F	C F	R C F
5 Pin (05)								
6 Pin (06)								
7 Pin (07)								
8 Pin (08)								
9 Pin (09)								
10 Pin (10)								
	C	C R	C	C R				
12 Pin (12)								
	C	C R	C	C R				
14 Pin (14)								
	C	C R	C	C R				
18 Pin (18)								
	C	C R	C	C R				

R: Receptacle
C: Overmolded with cable
F: Field Installable

▲ 5A (CD/DD) **1**
■ 10A (CB)
◆ 20A (DC)



Contact Number: **2**
 e.g. 2 Pin (02)

Connector (Housing) Gender: **4**
 Male(M) or Female(F)

Contact Gender: **5**
 Male(M) or Female(F)

More to Choose: **6**

- Crimp (C)

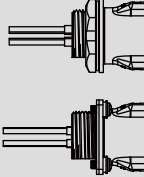
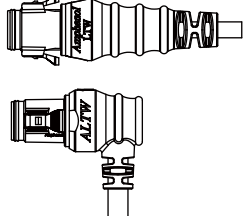
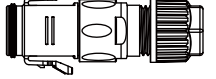



*The Plated thickness is customisation available upon request.

[Note] Design and specification are subject to change without notice.

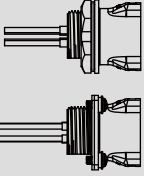
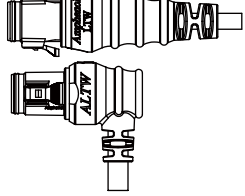
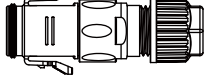
Find Our Standard Products

▾ Middle Size: 13/16"-28 UNS > Receptacle with Wire Harness and Mating Pair

<ul style="list-style-type: none"> Female Connector (Housing) Snap-in with Latch 		Receptacle with Wire Harness 	Overmolded with Cable 	Field Installable  5A Contact: SAM20D - 5 G03 10A Contact: SAM16B - 5 G03 P/N refers to page 19-15
Current Rating (Code)	Contacts 2	Female Connector (F) Female Contacts (F)	Male Connector (M) Male Contacts (M)	Male Connector (M) Male Contacts (M)
5A (CD)	02 \ 03 \ 04 \ 05 \ 06 \ 07 \ 08 \ 09	CD- 2 RFFC-RC7BXX* CD- 2 RFFC-RS7BXX*	CD- 2 AMMM-RL7AXX** CD- 2 AMMM-RR7AXX**	CD-02BMMC-RL7001 CD-03BMMC-RL7001 CD-04BMMC-RL7001
10A (CB)	02 \ 03 \ 04	CB- 2 RFFC-RC7AXX* CB- 2 RFFC-RS7AXX*	CB- 2 AMMM-RL7AXX** CB- 2 AMMM-RR7AXX**	CB- 2 BMMC-RL7001

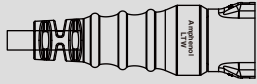
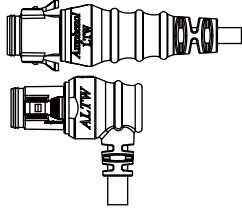
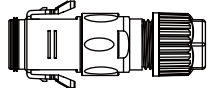


* XX: Choose the wire harness length: (10) 10cm; (30) 30cm
 ** XX: Choose the cable length from 01-99m

▾ Middle Size: 13/16"-28 UNS > Receptacle with Wire Harness and Mating Pair

<ul style="list-style-type: none"> Female Connector (Housing) Snap-in with Latch 		Receptacle with Wire Harness 	Overmolded with Cable 	Field Installable  5A Contact: SAF20D - 5 G03 10A Contact: SAF16B - 5 G03 P/N refers to page 19-15
Current Rating (Code)	Contacts 2	Female Connector (F) Male Contacts (M)	Male Connector (M) Female Contacts (F)	Male Connector (M) Female Contacts (F)
5A (CD)	02 \ 03 \ 04 \ 05 \ 06 \ 07 \ 08 \ 09	CD- 2 RFMC-RC7BXX* CD- 2 RFMC-RS7BXX*	CD- 2 AMFM-RL7AXX** CD- 2 AMFM-RR7AXX**	CD-02BMMC-RL7001 CD-03BMMC-RL7001 CD-04BMMC-RL7001
10A (CB)	02 \ 03 \ 04	CB- 2 RFMC-RC7AXX* CB- 2 RFMC-RS7AXX*	CB- 2 AMFM-RL7AXX** CB- 2 AMFM-RR7AXX**	CB- 2 BMFC-RL7001

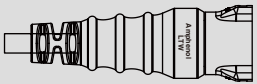
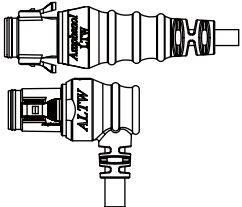
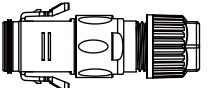


* XX: Choose the wire harness length: (10) 10cm; (30) 30cm
 ** XX: Choose the cable length from 01-99m

∟ Middle Size: 13/16"-28 UNS > In-Line

<ul style="list-style-type: none"> Female Connector (Housing) Snap-in with Latch 		 <p>Overmolded with Cable</p>	 <p>Overmolded with Cable</p>	<p>Field Installable</p>   <p>5A Contact: SAM20D - 5 G03</p>  <p>10A Contact: SAM16B - 5 G03 P/N refers to page 19-15</p>
Current Rating (Code)	Contacts 2	Female Connector (F) Female Contacts (F)	Male Connector (M) Male Contacts (M)	Male Connector (M) Male Contacts (M)
5A (CD)	02 \ 03 \ 04 \ 05 \ 06 \ 07 \ 08 \ 09	CD- 2 AFFM-RL7A \underline{XX} *	CD- 2 AMMM-RL7A \underline{XX} * CD- 2 AMMM-RR7A \underline{XX} *	CD-02BMMC-RL7001 CD-03BMMC-RL7001 CD-04BMMC-RL7001
10A (CB)	02 \ 03 \ 04	CB- 2 AFFM-RL7A \underline{XX} *	CB- 2 AMMM-RL7A \underline{XX} * CB- 2 AMMM-RR7A \underline{XX} *	CB- 2 BMMC-RL7001

* XX: Choose the cable length from 01-99m

∟ Middle Size: 13/16"-28 UNS > In-Line

<ul style="list-style-type: none"> Female Connector (Housing) Snap-in with Latch 		 <p>Overmolded with Cable</p>	 <p>Overmolded with Cable</p>	<p>Field Installable</p>   <p>5A Contact: SAF20D - 5 G03</p>  <p>10A Contact: SAF16B - 5 G03 P/N refers to page 19-15</p>
Current Rating (Code)	Contacts 2	Female Connector (F) Male Contacts (M)	Male Connector (M) Female Contacts (F)	Male Connector (M) Female Contacts (F)
5A (CD)	02 \ 03 \ 04 \ 05 \ 06 \ 07 \ 08 \ 09	CD- 2 AFMM-RL7A \underline{XX}	CD- 2 AMFM-RL7A \underline{XX} * CD- 2 AMFM-RR7A \underline{XX} *	CD-02BMFC-RL7001 CD-03BMFC-RL7001 CD-04BMFC-RL7001
10A (CB)	02 \ 03 \ 04	CB- 2 AFMM-RL7A \underline{XX} *	CB- 2 AMFM-RL7A \underline{XX} * CB- 2 AMFM-RR7A \underline{XX} *	CB- 2 BMFC-RL7001

* XX: Choose the cable length from 01-99m

[Note] Design and specification are subject to change without notice.

▷ Middle Size: 13/16"-28 UNS >In-line

<ul style="list-style-type: none"> Female Connector (Housing) Snap-in with Latch 		Field Installable	Overmolded with Cable	Field Installable
				 5A Contact: SAM20D - 5 G03 10A Contact: SAM16B - 5 G03 P/N refers to page 19-15
Current Rating (Code)	Contacts 2	Female Connector (F) Female Contacts (F)	Male Connector (M) Male Contacts (M)	Male Connector (M) Male Contacts (M)
5A (CD)	02 、 03 、 04	CD- 2 BFFC-RL7001	CD- 2 AMMM-RL7A ^{XX} * CD- 2 AMMM-RR7A ^{XX} *	CD- 2 BMMC-RL7001
10A (CB)	02 、 03 、 04	CB- 2 BFFC-RL7001	CB- 2 AMMM-RL7A ^{XX} * CB- 2 AMMM-RR7A ^{XX} *	CB- 2 BMMC-RL7001

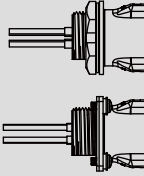
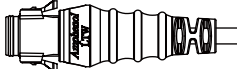
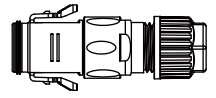

* XX: Choose the cable length from 01~99m

▷ Middle Size: 13/16"-28 UNS >In-line

<ul style="list-style-type: none"> Female Connector (Housing) Snap-in with Latch 		Field Installable	Overmolded with Cable	Field Installable
				 5A Contact: SAF20D - 5 G03 10A Contact: SAF16B - 5 G03 P/N refers to page 19-15
Current Rating (Code)	Contacts 2	Female Connector (F) Male Contacts (M)	Male Connector (M) Female Contacts (F)	Male Connector (M) Female Contacts (F)
5A (CD)	02 、 03 、 04	CD- 2 BFMC-RL7001	CD- 2 AMFM-RL7A ^{XX} * CD- 2 AMFM-RR7A ^{XX} *	CD- 2 BMFC-RL7001
10A (CB)	02 、 03 、 04	CB- 2 BFMC-RL7001	CB- 2 AMFM-RL7A ^{XX} * CB- 2 AMFM-RR7A ^{XX} *	CB- 2 BMFC-RL7001

* XX: Choose the cable length from 01~99m

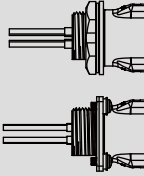
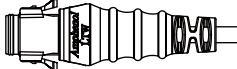


∟ Large Size: 1"-20UNS >Receptacle with Wire Harness and Mating Pair

<ul style="list-style-type: none"> Female Connector (Housing) Snap-in with Latch 		Receptacle with Wire Harness 	Overmolded with Cable 	Field Installable   20A Contact: SAM12C - 5 G03 P/N refers to page 19-15
Current Rating (Code)	Contacts 2	Female Connector (F) Female Contacts (F)	Male Connector (M) Male Contacts (M)	Male Connector (M) Male Contacts (M)
5A (DD)	10、12、14、18	DD-2 RFFC-RC7BXX* DD-2 RFFC-RS7BXX*	DD-2 AMMM-RL7AXX**	--
20A (DC)	02、03、04	DC-2 RFFC-RC7AXX* DC-2 RFFC-RS7AXX*	DC-2 AMMM-RL7AXX**	DC-2 BMMC-RL7001

* XX: Choose the wire harness length: (10) 10cm; (30) 30cm

** XX: Choose the cable length from 01~99m

∟ Large Size: 1"-20UNS >Receptacle with Wire Harness and Mating Pair

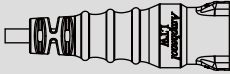
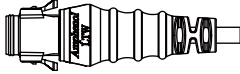
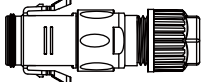

<ul style="list-style-type: none"> Female Connector (Housing) Snap-in with Latch 		Receptacle with Wire Harness 	Overmolded with Cable 	Field Installable   20A Contact: SAF12C - 5 G03 P/N refers to page 19-15
Current Rating (Code)	Contacts 2	Female Connector (F) Male Contacts (M)	Male Connector (M) Female Contacts (F)	Male Connector (M) Female Contacts (F)
5A (DD)	10、12、14	DD-2 RFMC-RC7BXX* DD-2 RFMC-RS7BXX*	DD-2 AMFM-RL7AXX**	--
20A (DC)	02、03、04	DC-2 RFMC-RC7AXX* DC-2 RFMC-RS7AXX*	DC-2 AMFM-RL7AXX**	DC-2 BMFC-RL7001

* XX: Choose the wire harness length: (10) 10cm; (30) 30cm

** XX: Choose the cable length from 01~99m



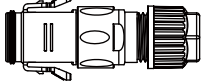

[Note] Design and specification are subject to change without notice.

Large Size: 1"-20UNS >In-Line

<ul style="list-style-type: none"> Female Connector (Housing) Snap-in with Latch 		Overmolded with Cable 	Overmolded with Cable 	Field Installable   20A Contact: SAM12C - 5 G03 P/N refers to page 19-15
Current Rating (Code)	Contacts 2	Female Connector (F) Female Contacts (F)	Male Connector (M) Male Contacts (M)	Male Connector (M) Male Contacts (M)
5A (DD)	10 \ 12 \ 14 \ 18	DD- 2 AFFM-RL7A <u>XX</u> *	DD- 2 AMMM-RL7A <u>XX</u> *	--
20A (DC)	02 \ 03 \ 04	DC- 2 AFFM-RL7A <u>XX</u> *	DC- 2 AMMM-RL7A <u>XX</u> *	DC- 2 BMCC-RL7001

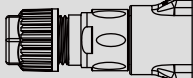
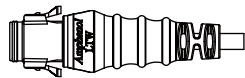
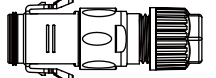
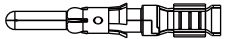
* XX: Choose the cable length from 01~99m

Large Size: 1"-20UNS >In-Line

<ul style="list-style-type: none"> Female Connector (Housing) Snap-in with Latch 		Overmolded with Cable 	Overmolded with Cable 	Field Installable   20A Contact: SAF12C - 5 G03 P/N refers to page 19-15
Current Rating (Code)	Contacts 2	Female Connector (F) Male Contacts (M)	Male Connector (M) Female Contacts (F)	Male Connector (M) Female Contacts (F)
5A (DD)	10 \ 12 \ 14	DD- 2 AFMM-RL7A <u>XX</u> *	DD- 2 AMFM-RL7A <u>XX</u> *	--
20A (DC)	02 \ 03 \ 04	DC- 2 AFMM-RL7A <u>XX</u> *	DC- 2 AMFM-RL7A <u>XX</u> *	DC- 2 BMFC-RL7001


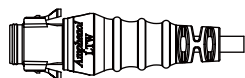
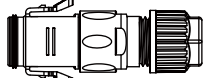

* XX: Choose the cable length from 01~99m

∟ Large Size: 1"-20UNS >In-Line

<ul style="list-style-type: none"> ● Female Connector (Housing) ● Snap-in with Latch 		Field Installable 	Overmolded with Cable 	Field Installable   20A Contact: SAM12C - 5 G03 P/N refers to page 19-15
Current Rating (Code)	Contacts 2	Female Connector (F) Female Contacts (F)	Male Connector (M) Male Contacts (M)	Male Connector (M) Male Contacts (M)
5A (DD)	10、12、 14、18	--	DD- 2 AMMM-RL7A <u>XX</u> *	--
20A (DC)	02、03、04	DC- 2 BFFC-RL7001	DC- 2 AMMM-RL7A <u>XX</u> *	DC- 2 BMMC-RL7001

* XX: Choose the cable length from 01-99m

∟ Large Size: 1"-20UNS >In-Line

<ul style="list-style-type: none"> ● Female Connector (Housing) ● Snap-in with Latch 		Field Installable 	Overmolded with Cable 	Field Installable   20A Contact: SAF12C - 5 G03 P/N refers to page 19-15
Current Rating (Code)	Contacts 2	Female Connector (F) Male Contacts (M)	Male Connector (M) Female Contacts (F)	Male Connector (M) Female Contacts (F)
5A (DD)	10、12、 14、18	--	DD- 2 AMFM-RL7A <u>XX</u> *	--
20A (DC)	02、03、04	DC- 2 BFMC-RL7001	DC- 2 AMFM-RL7A <u>XX</u> *	DC- 2 BMFC-RL7001

* XX: Choose the cable length from 01-99m

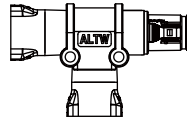
[Note] Design and specification are subject to change without notice.

∟ I-Adaptor, T-Adaptor & T-Cable

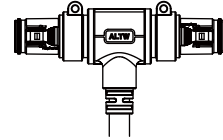
Customization - Upon Request



I-Adaptor

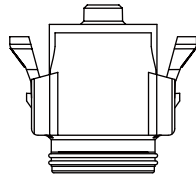


T-Adaptor

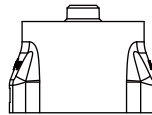


T-Cable

∟ Waterproof Cap



Mating Pair (Gender): Female



Mating Pair (Gender): Male

5 Choose Connector Gender Male (M) or Female (F)

Size	Mating Pair	Mating Style	Part Number
Middle Size 13/16"-28 UNS	Receptacle	Snap-in with Latch	CAP-WAC 5 RMA1
	Overmolded with Cable	Snap-in with Latch	
	Field Installable	Snap-in with Latch	
Large Size 1"-20UNS	Receptacle	Snap-in with Latch	CAP-WAD 5 RMA1
	Overmolded with Cable	Snap-in with Latch	
	Field Installable	Snap-in with Latch	

∟ Contacts & Tools

Contact



20A



10A



5A

Product Details:

5 Choose Package:

20A: **(01)** 1,000pcs/Reel

(02) 500pcs/Bulk

(03) 100pcs/Bulk

10A: **(01)** 2,000pcs/Reel

(02) 500pcs/Bulk

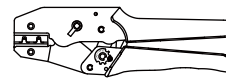
(03) 100pcs/Bulk

5A: **(01)** 3,500pcs/Reel

(02) 500pcs/Bulk

(03) 100pcs/Bulk

Crimp Tool



Extraction Tool



For Contacts Size	Contact Gender	Contact	Crimp Tool	Extraction Tool
20A	Male	SAM12C - 5 G03	CTL-121401	PET-121401
	Female	SAF12C - 5 G03		
10A	Male	SAM16B - 5 G03	CTL-161801	PET-161801
	Female	SAF16B - 5 G03		
5A	Male	SAM20D - 5 G03	CTL-202401	PET-202401
	Female	SAF20D - 5 G03		

Amphenol LTW Technology Co., Ltd.

5F-3, No.51, Sec.4, Zhongyang Rd., Tucheng Dist., New Taipei City 236, Taiwan
Telephone: +886-2-77416888 Fax: +886-2-77416999
www.amphenolltw.com

Kunshan Factory

No. 62, DaTong Road, Development Zone, Kunshan City, JiangSu Province, 215333 China
Telephone: +86-512-5761-0501
Fax: : +86-512-5761-0515

For further information, please contact :

Sales & Marketing Department | Email : sales@ltw-tech.com

X-ON Electronics

Largest Supplier of Electrical and Electronic Components

Click to view similar products for [Crimpers / Crimping Tools](#) category:

Click to view products by [Amphenol](#) manufacturer:

Other Similar products are found below :

[010-0096](#) [M225202-37](#) [6-1579015-5](#) [CT150-2-D02](#) [M322](#) [6-304052-1](#) [63456-0054](#) [63484-3701](#) [63800-8355](#) [63819-1875](#) [63819-2875](#)
[63819-4475](#) [63823-3475](#) [63827-5375](#) [64001-0975](#) [64001-4175](#) [64005-0175](#) [662903-2](#) [690602-6](#) [7-1579001-9](#) [7-23471-1](#) [762637-1](#) [808714-](#)
[1](#) [811242-5](#) [999-50-020083](#) [1-21002-3](#) [1-21002-7](#) [12085270](#) [1-21002-6](#) [1-21113-6](#) [1-22548-4](#) [125442-1](#) [DCE.91.073.BVC](#)
[DCE.91.090.3MVM](#) [DCE.91.130.5MVU](#) [DCE.91.202.BVCM](#) [1338300-1](#) [1-354003-0](#) [1338301-1](#) [DF62/RE-MD](#) [142321](#) [1456088-1](#)
[1490794-1](#) [1-45804-6](#) [1490357-2](#) [1490357-3](#) [AX100749](#) [1-59619-7](#) [1596970-1](#) [1-59619-8](#)