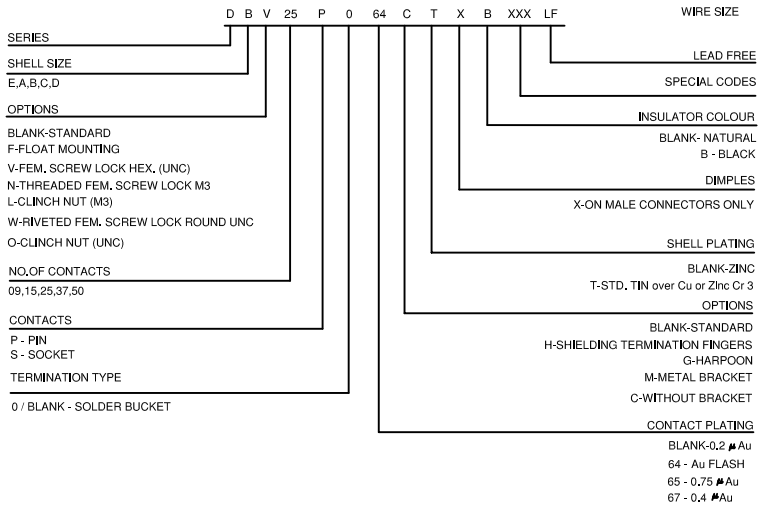


Part No. & Date code printing

TECHNICAL SPECIFICATIONS

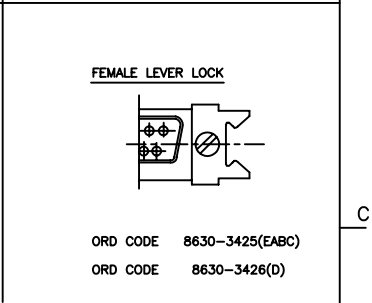
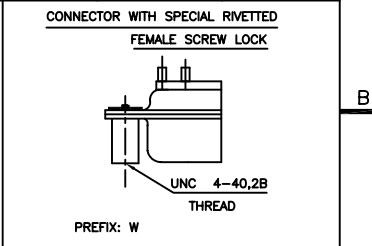
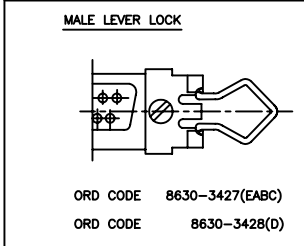
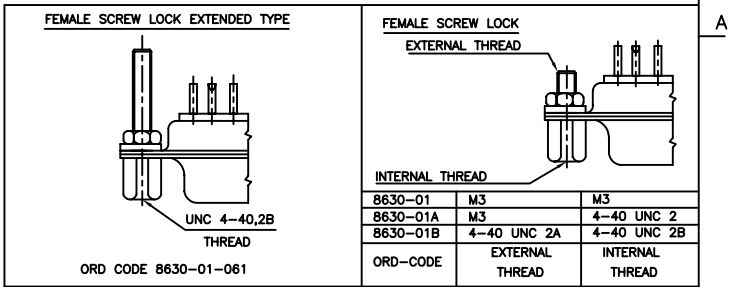
- SHELLS : TIN/CADMIUM/ZINC PLATED STEEL
- INSULATOR MATERIAL : SELF EXTINGUISHING THERMOPLASTIC TO UL CLASS 94 V0
- THE HOUSING WILL WITHSTAND EXPOSURE TO 260-265°C
- IF WE USE PROTECTIVE ADHESIVE (type Kapton or Teflon)
- OR PROTECTIVE METALLIC DEVICE
- CONTACTS DIA ON ACTIVE AREA : Ø1 MM,
- CONTACTS MATERIAL : COPPER ALLOY
- CONTACT PLATING : GOLD OVER NICKEL (ACTIVE ZONE)
- TINLEAD OVER NICKEL (TERMINATION ZONE)
- FOR LEAD FREE PLATING : 2 µMIN.MATTE TIN TOP OVER
- 1.27µMIN.NICKEL UNDER PLATE(ON TERMINATION ZONE)
- OPERATING TEMPERATURE : -55°C +125°C
- OPERATING CURRENT : 5 A PER CONTACT
- CONTACT RESISTANCE : ≤10m Ω
- INSULATION RESISTANCE : ≥5000M Ω
- MAXIMUM VOLTAGE : 1000 V_{r.m.s}
- MECHANICAL ENDURANCE : 200 MATINGS.
- DAMP HEAT : 21 DAYS.
- WIRE SIZE : 0.6 MM² (AWG 20) MAX.

ORDERING INFORMATION



50	P	66.65	52.68	61.11	11.08	14.99	11.09	5.85	55.07	13.31	1.50	1.0
	S	66.65	52.30	61.11	10.62	14.99	11.21	6.05	55.07	13.31	1.10	0.8
37	P	68.94	55.30	63.50	8.23	12.17	11.09	5.85	57.45	10.46	1.50	1.0
	S	68.94	54.71	63.50	7.77	12.17	11.21	6.05	57.45	10.46	1.10	0.8
25	P	52.65	38.84	47.04	8.23	12.17	11.07	5.85	41.02	10.46	1.10	0.8
	S	52.65	38.25	47.04	7.77	12.17	11.21	6.05	41.02	10.46	1.10	0.8
15	P	38.76	25.12	33.32	8.23	12.17	10.99	5.85	27.25	10.46	1.10	0.8
	S	38.76	24.54	33.32	7.77	12.17	11.21	6.05	27.25	10.46	1.10	0.8
09	P	30.43	16.79	24.99	8.23	12.17	10.99	5.85	19.02	10.46	1.10	0.8
	S	30.43	16.21	24.99	7.77	12.17	11.21	6.05	19.02	10.46	1.10	0.8
SHELL SIZE	A	+0,76	+0,25	±0,12	+0,25	+0,76	F MAX	+0,15	+0,51	+0,51	±0,2	+0,22
	O				D	E		G	H	J	K	L

NOTE:- INSIDE DIMENSIONS OF THE MALE AND OUTSIDE DIMENSIONS OF THE FEMALE CONNECTOR



"This LF product meets European Union Directives and other country regulations as described in GS-22-008"
Packaging as per GS-14-920
Housing will withstand exposure to 260°C peak temp for 3.5sec

mat'l. code		SEE NOTE 4		surface	tolerance	projection	product family	D-SUB	
ltr	ecn no	dr	date	ISO 1302	ISO 406 ISO 1101	MM	title		
F	106-0074	GVJ	2006-06-08	angles	linear	MM	D- SUB SOLDER BUCKET CONNECTOR		
G	107-0088	RKV	2007-07-14			scale	(WITH ASSEMBLY OPTIONS)		
H	107-0175	MRA	2007-12-17	0°±1°			dwg no		
				dr	GEORGE.V.JOSEPH	1999-03-20	sheet 1 of 1		
				enr	GEORGE.V.JOSEPH	1999-03-20	size		
				chr	ANISH SALAM	2007-07-14	A3		
				appd	K.V.SIVADAS	2007-07-14	type		
sheet index	revision sheet	H					Product Customer Drawing		



Copyright FCI

X-ON Electronics

Largest Supplier of Electrical and Electronic Components

Click to view similar products for [D-Sub Standard Connectors](#) category:

Click to view products by [Amphenol](#) manufacturer:

Other Similar products are found below :

[56F706-005-LI](#) [56F711-015](#) [LV242999-142T12](#) [015-0341-000](#) [015-0349-000](#) [015-0350-000](#) [015-8544-011](#) [015-8755-001](#) [017041-0005](#)
[020419-0104](#) [012-0467-000](#) [012-9507-114](#) [020745-0008](#) [609-25P](#) [609-9P](#) [M24308/2-23Z](#) [M24308/2-36Z](#) [CT0-24-10SC](#) [CT0E20-8PS](#)
[CT0E22-14SC](#) [CT0F16S-1SC](#) [CT0FA22-1SS](#) [CT0P14S-5SXS](#) [CT0P22-14PS](#) [CT0TA16-11SXCA232](#) [CT0U22-14PSA206F127](#) [CT1E20-](#)
[19SS](#) [CT1E20-22SCAU-G9](#) [CT1F22-14PC-G9](#) [CT1FC22-2PC](#) [CT1FC24-28SSAU](#) [CT1N22-22SS](#) [CT2-10SL-3SC](#) [CT2-14S-2PCA34](#) [CT2-](#)
[18-10PS-FMLB-D](#) [CT2-18-11PCAU](#) [CT2-18-1PSAUA34](#) [CT2-22-19SC](#) [CT2-22-19SS-A206](#) [CT2-24-2PS](#) [CT2-28-12SC](#) [CT2-28-](#)
[12SCA232](#) [CT2-28-12SSA232](#) [CT6-10SL-3SC](#) [CT6-10SL-4SC](#) [CT6-16-12SC](#) [CT6-18-10PSA206](#) [CT6-18-10PSA232](#) [CT6-18-](#)
[10SSF127A206](#) [CT6-28-22SS](#)