



FCIconnect.com

Copyright FCI.

Configurator of Documents

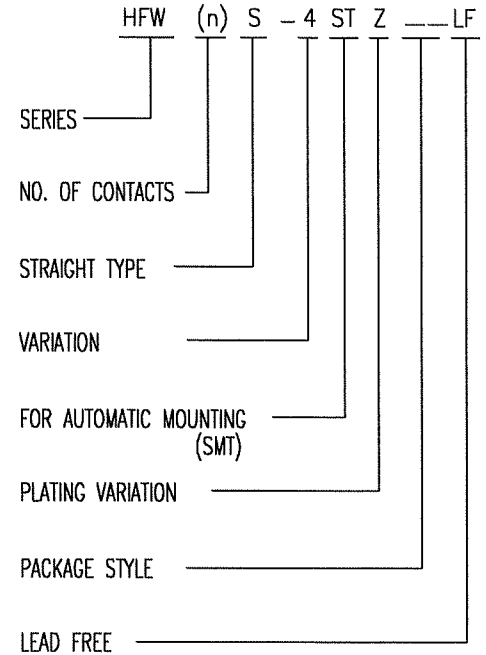
P/N	Documents	No.	Title	CAT. No.
HFWS-4STZE1LF	Specification	SC-HFWS05	CONNECTOR USED FOR PFC/PFC WITH 1mm CONTACT SPACING COPING WITH AUTOMATIC MOUNTING & SMT	HFWS-4STZE1LF
	Connector dwg.	JSA97113	CAT NO. TABLE FOR 1mm SPACING SMT CONNECTOR	HFWS-4STZ__LF
		JSA97114	1mm SPACING SURFACE MOUNT CONNECTOR	HFWS-4STZ__LF
		JSA97115	CAT NO. TABLE FOR PLASTIC TAPE PACKAGED 1mm SPACING SMT CONN.	HFWS-4STZE1LF
		JSA97116	PLASTIC TAPE PACKAGED 1mm SPACING SMT CONNECTOR	HFWS-4STZE1LF
	Cable dwg.	JSA97117	RECOMMENDED CABLE	HFWS-4ST__
		JSA97118	RECOMMENDED CABLE	HFWS-4ST__

mat'l. code				surface 5B ISO 1302 <input checked="" type="checkbox"/>		tolerance ISO 406 ISO 1101		projection 		product family 580F		CODE JP			
ltr		ecn no		dr		date		tolerances unless otherwise specified				title			
A		J06-0107		H.T		3/20/06		angles		mm		HFWS Documents Configuration (1mm Contact Spacing connector)			
B		J06-0435		H.T		10/26/06		linear							
										scale <input checked="" type="checkbox"/>					
				dr		10/26/06						dwg no			
				enr		10/26/06						sheet 1 of 1		size	
				chr		10/26/06						JSA 97119		A4	
				appd		10/26/06						type		Product Customer Drawing	
sheet index		revision sheet		B		1						Rev. B			

CAT. NO. & DIMENSIONS

(NOTE 3)	NO. OF CONTACTS (n)	CAT. NO.	DIMENSIONS (NOTE2)				
			A ± 0.2	B ± 0.2	C ± 0.2	D ± 0.2	E ± 0.2
	4	HF4S-4STZ__LF	7	5.14	3	—	—
	5	HF5S-4STZ__LF	8	6.14	4	—	—
	6	HF6S-4STZ__LF	9	7.14	5	—	—
	7	HF7S-4STZ__LF	10	8.14	6	—	—
	8	HF8S-4STZ__LF	11	9.14	7	—	—
	9	HF9S-4STZ__LF	12	10.14	8	0.35	7.3
	10	HF10S-4STZ__LF	13	11.14	9	0.35	8.3
	11	HF11S-4STZ__LF	14	12.14	10	1.35	7.3
	12	HF12S-4STZ__LF	15	13.14	11	1.35	8.3
	13	HF13S-4STZ__LF	16	14.14	12	2.35	7.3
	14	HF14S-4STZ__LF	17	15.14	13	2.35	8.3
	15	HF15S-4STZ__LF	18	16.14	14	3.35	7.3
	16	HF16S-4STZ__LF	19	17.14	15	3.35	8.3
	17	HF17S-4STZ__LF	20	18.14	16	4.35	7.3
	18	HF18S-4STZ__LF	21	19.14	17	4.35	8.3
	19	HF19S-4STZ__LF	22	20.14	18	5.35	7.3
	20	HF20S-4STZ__LF	23	21.14	19	5.35	8.3
	21	HF21S-4STZ__LF	24	22.14	20	6.35	7.3
	22	HF22S-4STZ__LF	25	23.14	21	6.35	8.3
	23	HF23S-4STZ__LF	26	24.14	22	7.35	7.3
	24	HF24S-4STZ__LF	27	25.14	23	7.35	8.3
	25	HF25S-4STZ__LF	28	26.14	24	8.35	7.3
	26	HF26S-4STZ__LF	29	27.14	25	8.35	8.3
	27	HF27S-4STZ__LF	30	28.14	26	9.35	7.3
	28	HF28S-4STZ__LF	31	29.14	27	9.35	8.3
	29	HF29S-4STZ__LF	32	30.14	28	10.35	7.3
	30	HF30S-4STZ__LF	33	31.14	29	10.35	8.3
*	31	HF31S-4STZ__LF	34	32.14	30	11.35	7.3
	32	HF32S-4STZ__LF	35	33.14	31	11.35	8.3
*	33	HF33S-4STZ__LF	36	34.14	32	12.35	7.3

CAT. NO.

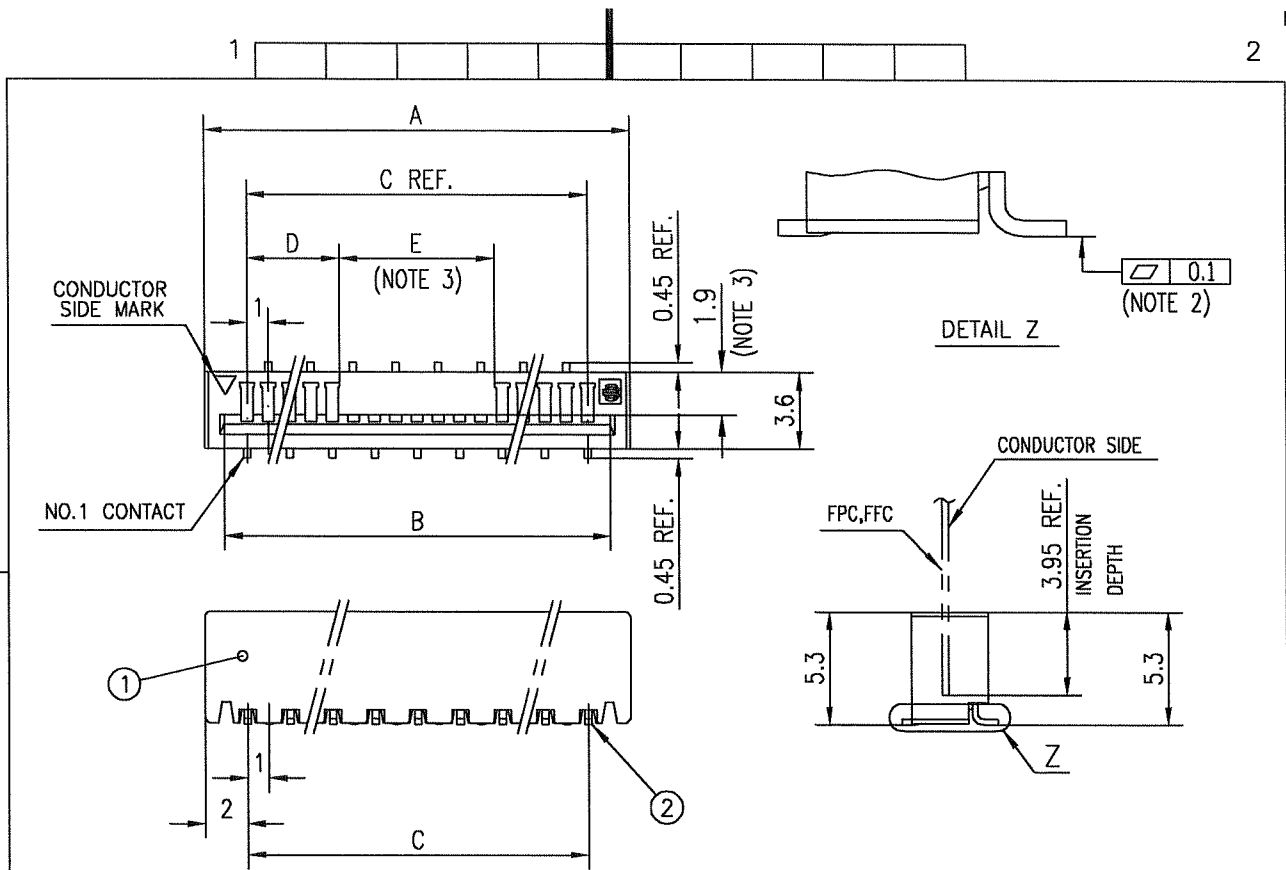


NOTES

1. THIS PRODUCT IS THE CONNECTOR DSIGNED TO TERMINATE FPC/FFC AND COPES WITH AUTOMATIC MOUNTING (SMT).
2. SEE PART DRAWINGS FOR DIMENSIONS A~E.
3. PLEASE CONSULT US IN CASE OF USING PARTS WITH * MARK.

mat'l. code			surface 58 / tolerance ISO 1302 ✓ / ISO 406 / ISO 1101		projection		product family 580F		CODE JP	
ltr	ecn no	dr	date		tolerances unless otherwise specified		title		sheet 1 of 1	
A	J06-0107	H.T.	3/20/06		angles linear		CAT NO. TABLE FOR 1mm SPACING SMT CONNECTOR (CAT.No.HFW__S-4STZ__LF)		size A4	
B	J06-0435	H.T.	10/26/06		mm		dwg no JSA 97113		type Product Customer Drawing	
sheet index		revision	B		scale X		sheet 1 of 1		Rev. B	
1		1	1		FCI		1		1	

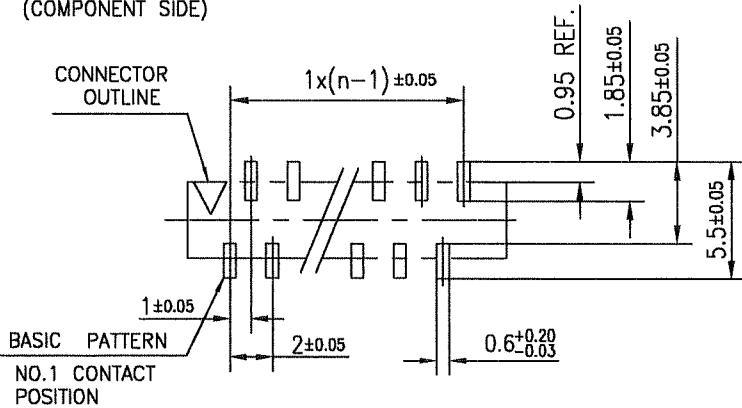
SC-HFWS05 form: A4 JSA97114 97115 97116 97117 97118 1



PT. NO.	PARTS NAME	MATERIAL	Q'TY	NOTE
1	HOUSING	PA6T RESIN GLASS REINFORCED (UL94V-0)	1	COLOR:BLACK
2	CONTACT	PHOSPHOR BRONZE	n	PLATING:THIN TIN

n : NO. OF CONTACTS

RECOMMENDED PC BOARD LAYOUT
(COMPONENT SIDE)



NOTES

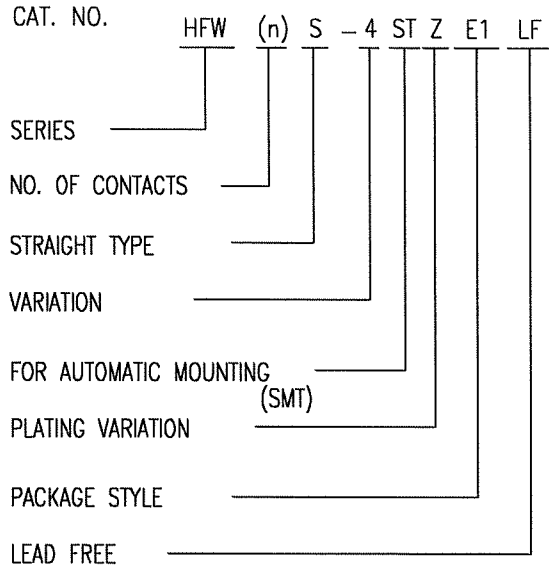
1. THIS PRODUCT IS THE CONNECTOR DESIGNED TO TERMINATE FPC/FFC AND COPE WITH AUTOMATIC MOUNTING (SMT)
2. FLATNESS OF CONTACT TERMINAL MUST BE WITHIN TOLERANCE IN Z PORTION DETAILED DRAWING.
3. THIS DIMENSION IS SPACE FOR THE NOZZLE OF MOUNTER.
4. THIS PRODUCT MEETS EUROPEAN UNION DIRECTIVES AND OTHER COUNTRY REGULATIONS AS DESCRIBED IN GS-22-008.
5. THE HOUSING WILL WITHSTAND EXPOSURE TO 260°C PEAK TEMPERATURE FOR 10 SECONDS IN A REFLOW SOLDERIN OVEN.

mat'l. code				surface 58 / tolerance ISO 1302 ✓ / ISO 406 / ISO 1101	projection	product family 580F	CODE JP
ltr	ecn no	dr	date	tolerances unless otherwise specified	mm	title 1mm SPACING SURFACE MOUNT CONNECTOR (CAT.No.HFW__S-4STZ__LF)	
A	J06-0107	H.T	3/20/06	±0.2			
B	J06-0435	H.T	10/26/06	angles linear	scale X	dwg no JSA 97114 sheet 1 of 1 size A4	
sheet index				dr		type Product Customer Drawing	
revision B				enr		Rev. B	
sheet 1				chr			
				appd			

SC-HFWS05 form: A4 JSA97113

CAT. NO. & DIMENSIONS

(NOTE.4)	NO. OF CONTACTS (n)	CAT. NO. (NOTE2)	DIMENSIONS (NOTE3)		
			F ± 5	G ± 0.3	H ± 0.1
	4	HFW4S-4STZE1LF	28.4	24	—
	5	HFW5S-4STZE1LF	28.4	24	—
	6	HFW6S-4STZE1LF	28.4	24	—
	7	HFW7S-4STZE1LF	28.4	24	—
	8	HFW8S-4STZE1LF	28.4	24	—
	9	HFW9S-4STZE1LF	28.4	24	—
	10	HFW10S-4STZE1LF	28.4	24	—
	11	HFW11S-4STZE1LF	28.4	24	—
	12	HFW12S-4STZE1LF	28.4	24	—
	13	HFW13S-4STZE1LF	28.4	24	—
	14	HFW14S-4STZE1LF	36.4	32	28.4
	15	HFW15S-4STZE1LF	36.4	32	28.4
	16	HFW16S-4STZE1LF	36.4	32	28.4
	17	HFW17S-4STZE1LF	36.4	32	28.4
	18	HFW18S-4STZE1LF	48.4	44	40.4
	19	HFW19S-4STZE1LF	48.4	44	40.4
	20	HFW20S-4STZE1LF	48.4	44	40.4
	21	HFW21S-4STZE1LF	48.4	44	40.4
	22	HFW22S-4STZE1LF	48.4	44	40.4
	23	HFW23S-4STZE1LF	48.4	44	40.4
	24	HFW24S-4STZE1LF	48.4	44	40.4
	25	HFW25S-4STZE1LF	48.4	44	40.4
	26	HFW26S-4STZE1LF	48.4	44	40.4
	27	HFW27S-4STZE1LF	48.4	44	40.4
	28	HFW28S-4STZE1LF	48.4	44	40.4
	29	HFW29S-4STZE1LF	60.4	56	52.4
	30	HFW30S-4STZE1LF	60.4	56	52.4
*	31	HFW31S-4STZE1LF	60.4	56	52.4
	32	HFW32S-4STZE1LF	60.4	56	52.4
*	33	HFW33S-4STZE1LF	60.4	56	52.4



NOTES

1. THIS PRODUCT IS THE CONNECTOR DESIGNED TO TERMINATE FPC/FFC AND COPES WITH AUTOMATIC MOUNTING (SMT).
2. THIS CATALOG NO. INDICATES PLASTIC TAPE PACKAGED CONNECTOR.
3. SEE PART DRAWINGS FOR DIMENSIONS F~H.
4. PLEASE CONSULT US IN CASE OF USING PARTS WITH * MARK.

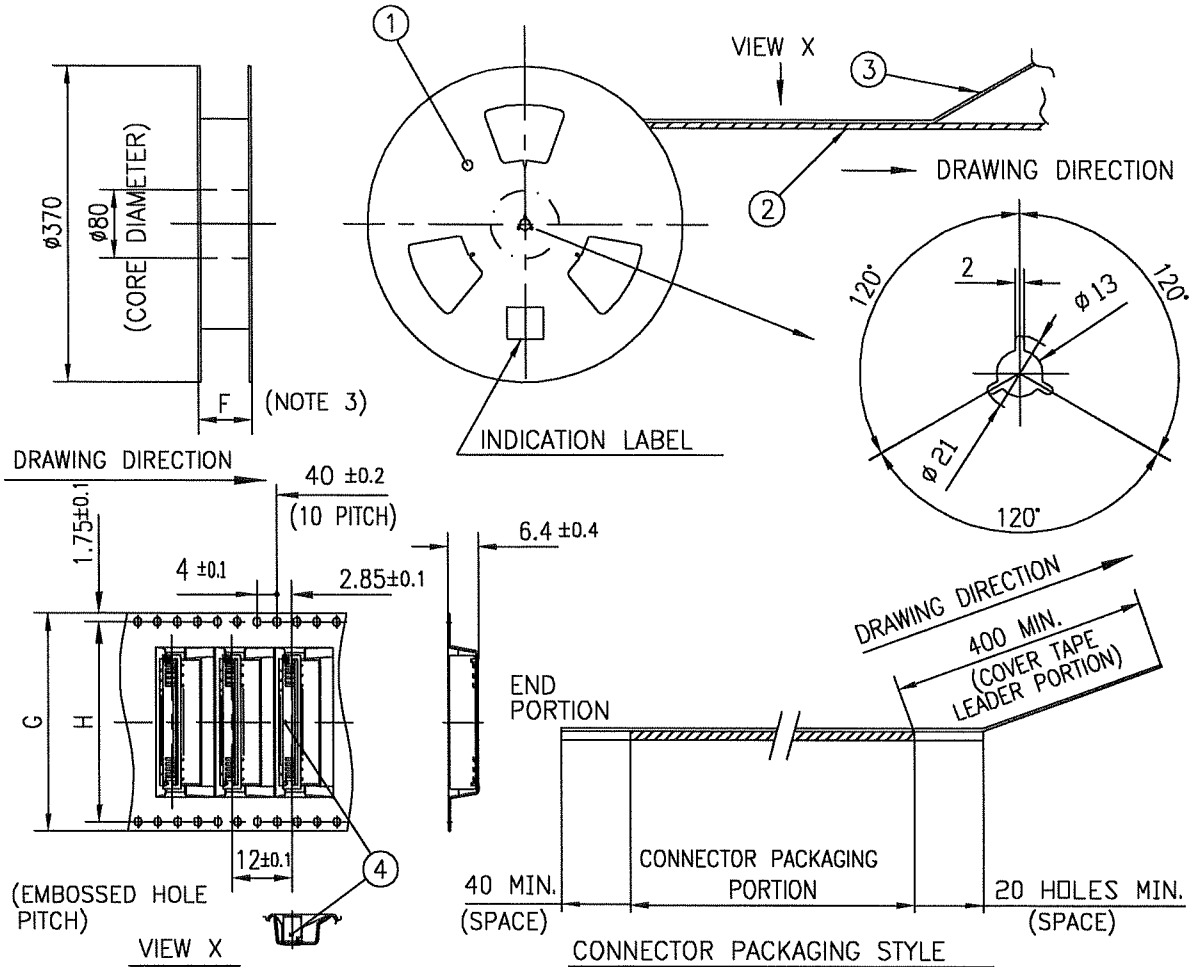


FCIconnect.com

Copyright FCI.

mat'l. code				surface 58 / tolerance ISO 1302 ✓ / ISO 406 / ISO 1101		projection		product family 580F		CODE JP	
ltr	ecn no	dr	date	tolerances unless otherwise specified				title			
A	J06-0107	H.T	3/20/06	angles linear				CAT. NO. TABLE FOR PLASTIC TAPE PACKAGED 1mm SPACING SMT CONN. (CAT.No.HFW__S-4STZE1LF)			
B	J06-0435	H.T	10/26/06					mm			
				dr <i>H. J. Jansen 10/26/06</i>				scale \times			
				enr <i>H. J. Jansen 10/26/06</i>				dwg no sheet 1 of 1 size			
				chr <i>R. Shour 10/26/06</i>				JSA 97115 A4			
				app <i>S. J. Jansen 10/27/06</i>				type Product Customer Drawing			
sheet index		revision B		sheet 1						Rev. B	

SC-HFWS05 JSA97113 97116 form: A4



PT. NO.	PARTS NAME	CAT. NO.	MATERIAL	Q'TY	NOTE
1	REEL	_____	CARDBOARD	1	COLOR:GRAY
2	PLASTIC (EMBOSSD) TAPE	_____	PET	_____	COLOR:TRANSPARENCY
3	COVER	_____	POLYESTER	_____	COLOR:TRANSPARENCY
4	CONNECTOR	HFWS_S-4STZ_LF	SEE ATTACHED DWG.	1000	_____

- NOTES
1. THIS IS PLASTIC TAPE PACKAGED CONNECTOR USED FOR FPC/FFC AND COPES WITH AUTOMATIC MOUNTING (SMT).
 2. SEE JIS C 0806 (PACKING OF ELECTRONIC COMPONENTS ON CONTINUOUS TAPES (SURFACE MOUNTING DEVICES)) FOR SHAPE AND DIMENSIONS OF PLASTIC (EMBOSSD) TAPE AND REEL.
 3. F DIMENSION IS PORTION OF THE CORE.

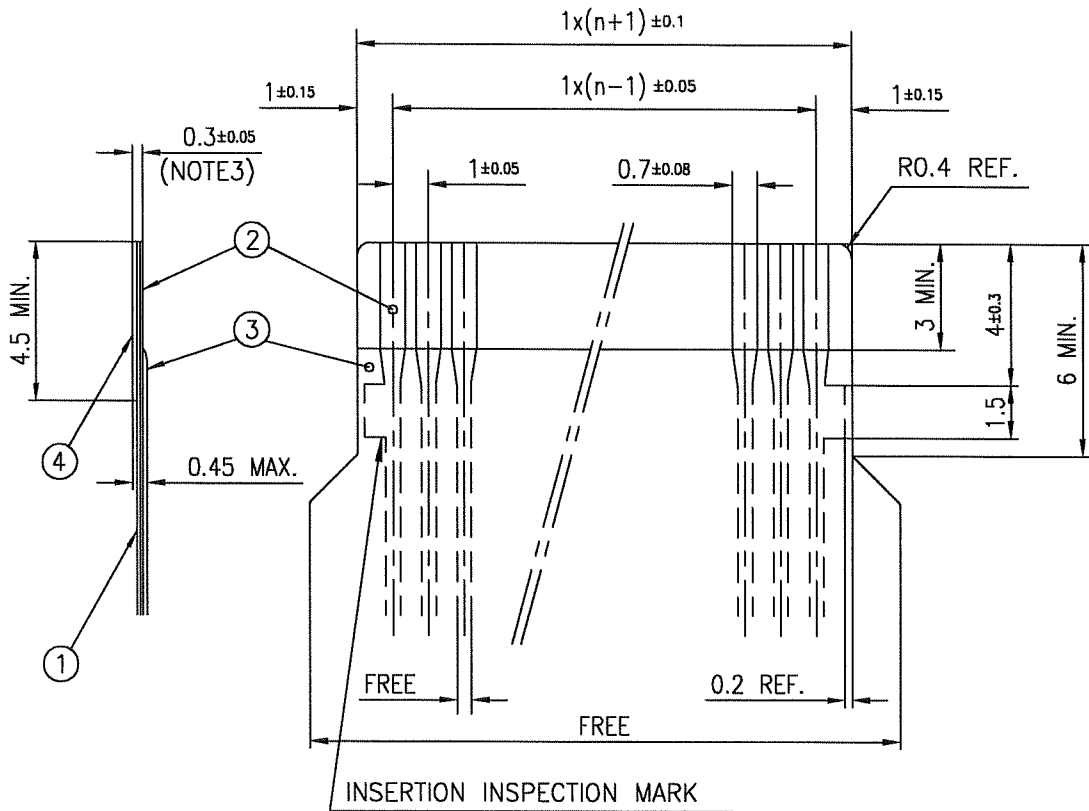
mat'l. code		surface 58 / tolerance ISO 1302 ✓ / ISO 406 / ISO 1101		projection		product family 580F		CODE JP	
ltr	ecn no	dr	date	tolerances unless otherwise specified		title		PLASTIC TAPE PACKAGED 1mm SPACING SMT CONNECTOR (CAT.No.HFWS_S-4STZE1LF)	
A	J06-0107	H.T	3/20/06	angles	linear	mm			
B	J06-0435	H.T	10/26/06	±5'		scale X			
		dr	<i>H. Shoupe</i> 10/26/06			dwg no		sheet 1 of 1 size	
		enr	<i>H. Shoupe</i> 10/26/06			JSA 97116		A4	
		chr	<i>R. Shoupe</i> 10/26/06			type		Product Customer Drawing	
		appd	<i>S. Anderson</i> 10/27/06						
sheet index	revision	B						Rev. B	
	sheet	1							



Copyright FCI.

RECOMMENDED CABLE (FPC)

n : NO. OF CONDUCTORS



PT. NO.	DISCRIPTION	MATERIAL	THICKNESS (μm)
1	BASE FILM	POLYIMIDE OR POLYESTER OR EQUIVALENT	25
2	CONDUCTOR	COPPER FOIL(PLATING : LEAD FREE)	35
3	OVERLAY	POLYIMIDE OR POLYESTER OR EQUIVALENT	—
4	SUPPORTING TAPE	POLYESTER OR POLYIMIDE OR EQUIVALENT	188

NOTES

1. NO BURR AT EACH PORTION.
2. NO PEELING IN COMMON USE.
3. TOTAL THICKNESS LIMIT OF EACH MATERIAL (INCLUDING ADHESIVE AGENT) IS SPECIFIED.

mat'l. code				surface 58 / tolerance ISO 1302 ✓ ISO 406 ISO 1101		projection		product family 580F		CODE JP		
ltr	ecn no	dr	date	tolerances unless otherwise specified		mm		title				
A	J06-0107	H.T	3/20/06	angles	linear	mm		RECOMMENDED CABLE				
B	J06-0435	H.T	10/26/06			scale X		(CAT.No.HFW__S-4ST__)				
				dr	<i>H. Saito</i>	10/26/06		dwg no		sheet 1 of 1		
				enr	<i>H. Saito</i>	10/26/06		JSA 97117		size A4		
				chr	<i>K. Shoji</i>	10/26/06		type		Product Customer Drawing		
				appd	<i>S. Ando</i>	10/27/06						
sheet index	revision sheet	B	1									Rev. B

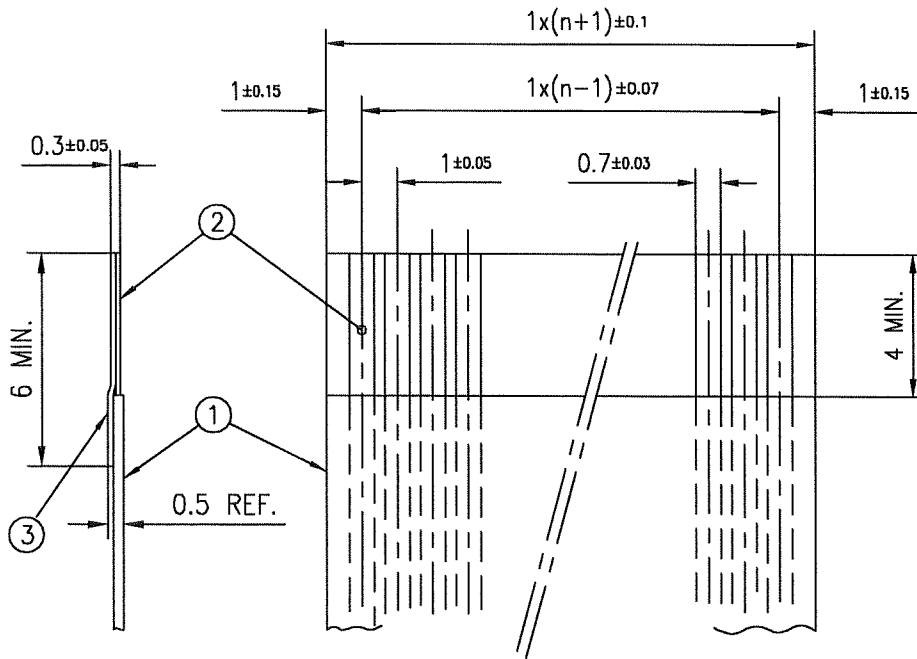


FCIconnect.com

Copyright FCI.

RECOMMENDED CABLE (FFC)

n : NO. OF CONDUCTOR



PT. NO.	DESCRIPTION	MATERIAL	NOTE
1	INSULATOR	FLAME RESISTING POLYESTER OR EQUIVALENT	_____
2	CONDUCTOR	COPPER FOIL	PLATING: LEAD FREE
3	SUPPORTING TAPE	FLAME RESISTING POLYESTER OR EQUIVALENT	_____

NOTES

1. NO BURR AT EACH PORTION.
2. NO PEELING IN COMMON USE.

mat'l. code				surface 58 / tolerance ISO 1302 ✓ / ISO 406 / ISO 1101		projection		product family 580F		CODE JP			
ltr ecn no dr date				tolerances unless otherwise specified				title					
A J06-0107 H.T. 3/20/06				angles linear		mm		RECOMMENDED CABLE (CAT.No.HFW__S-4ST__)					
B J06-0435 H.T. 10/26/06						scale X							
				dr <i>H. Shouji</i> 10/26/06				dwg no sheet 1 of 1 size					
				enr <i>H. Shouji</i> 10/26/06				JSA 97118		A4			
				chr <i>R. Shouji</i> 10/26/06				type Product Customer Drawing					
				appd <i>J. Madama</i> 10/27/06									
sheet index		revision sheet		B 1						Rev. B			

X-ON Electronics

Largest Supplier of Electrical and Electronic Components

Click to view similar products for [FFC & FPC Connectors](#) category:

Click to view products by [Amphenol](#) manufacturer:

Other Similar products are found below :

[HFW11R-1STE1H1LF](#) [FA5B016HP1](#) [FH29B-100S-0.2SHW\(99\)](#) [FA5S008HP1](#) [FH29B-120S-0.2SHW\(99\)](#) [FH29B-80S-0.2SHW\(99\)](#) [FHS-16](#) [FPH-2022G](#) [52610-1075](#) [52610-1275](#) [52610-1934](#) [XF3M\(1\)-1415-1B-R100](#) [501951-3200](#) [0525594033](#) [086210010340800](#)
[086222026001800](#) [62674-201121DLF](#) [62684-36210E9ALF](#) [52610-1675](#) [52746-1671-TR250](#) [10051922-2810EHLF](#) [6-520415-9](#) [BD021-09A-A1-0350-0200-0550-LD](#) [SFV6R-1STE9HLF](#) [XF3M-2915-1B-R100](#) [1658549-1](#) [62674-221121ALF](#) [46214008010800](#) [046298003000883](#)
[151660622](#) [842-816-2630-035](#) [AYF331135A](#) [AYF530665TA](#) [AYF351525](#) [046296011930846+](#) [AYF352325A](#) [046254020000800+](#) [FH19C-13S-0.5SH\(99\)](#) [FH39J-51S-0.3SHW\(99\)](#) [AYF355125A](#) [AYF530365TA](#) [FH29B-44S-0.2SHW\(99\)](#) [SFW5R-2STAE9LF](#) [AYF351125A](#)
[AYF350725A](#) [62684-502100AHLF](#) [FH39-61S-0.3SHW\(99\)](#) [AYF414035A](#) [10064555-172520HLF](#) [AYF212335A](#)