











C 091 A Characteristics

General Characteristics	Standard	Characteristics									
Number of contacts		2 ¹⁾ +3	4	5	5 Stereo	6	7	7	8	12	14
View on termination side of male contact insert											
Contact arrangement	DIN EN 61076-2-106	03-a ✓	04-a ✓	05-a ✓	05-b ✓	06-a ✓	07-a ✓	07-b ✓	08-a ✓	12-a ✓	14-a ✓
Contact arrangement	IEC 60130-9 ²⁾	✓	✓		✓	✓		✓	✓		
Electrical Characteristics											
Rated voltage ³⁾	IEC 60664-1	300 V ≈ (100 V ≈)	300 V ≈ (63 V ≈)	100 V ≈ (32 V ≈)	300 V ≈ (63 V ≈)	100 V ≈ (32 V ≈)	100 V ≈ (32 V ≈)	100 V ≈ (32 V ≈)	150 V ≈ (32 V ≈)	150 V ≈ (32 V ≈)	150 V ≈ (32 V ≈)
Rated voltage	UL 1977	250 V								60 V	
Rated impulse withstand voltage ³⁾	IEC 60664-1	1500 V (840 V)		1200 V (500 V)	1500 V (840 V)		1200 V (500 V)				
Pollution degree ³⁾	IEC 60664-1	1 (2)									
Installation category	IEC 60664-1	I									
Insulation group	IEC 60664-1	II, 400 ≤ CTI < 600									
Current rating	IEC 60512-5-2 UL 1977	5 A / + 40 °C / + 104 °F please refer also to current derating curves page 59								3 A / + 40 °C / + 104 °F	
Insulation resistance	IEC 60512-3-1	> 10 ¹⁰ Ω ⁴⁾									
Contact resistance	IEC 60512-2-1	< 5 m Ω									
Climatic Characteristics											
Climatic category	IEC 60068-1	40 / 100 / 56									
Temperature range	IEC 60068-1	- 40 °C ... + 100 °C / - 40 °F ... + 212 °F									
Mechanical Characteristics											
IP-degree	IEC 60529	IP 40									
Insertion and withdrawal forces	IEC 60512-13-2	25 N 90.oz	30 N 110.oz	35 N 125.oz	50 N 180.oz	55 N 200.oz	60 N 220.oz	60 N 220.oz	50 N 180.oz	50 N 180.oz	50 N 180.oz
Mechanical operation	IEC 60512-9-1	Silver ≥ 500 mating cycles Gold ≥ 1000 mating cycles									
Materials											
Housing material		coupling ring brass, strain relief, die cast, nickel plated									
Dielectric material		thermoplastic									
Contact plating		silver plated / gold plated ⁵⁾									
Further Characteristics											
Termination technique		solder, crimp									
Wire gauge		solder: ≤ 0,5 mm ² / 20 AWG crimp: 2 - 6 pol (excluding 5S): 0,09 - 1,00 mm ² / 28 - 18 AWG crimp: 5S, 7, 7S and 8-pol.: 0,09 - 0,75 mm ² / 28 - 20 AWG								solder: ≤ 0,25 mm ² / 24 AWG crimp: 0,09-0,25 mm ² / 28 - 24 AWG	
Flammability		UL 94 V0									
Locking system	IEC 60130-9 DIN EN 61076-2-106	metal screw coupling; tightening torque 0,7 Nm									

Caution: Do not connect or disconnect under load. Metal housing parts shall be securely incorporated to protected ground.

¹⁾ 2 contact version: contact loading 1+3

²⁾ Edition 2000-05

³⁾ values in brackets are according to DIN EN 61076-2-106

⁴⁾ under operating conditions >10⁸ Ω

⁵⁾ Remark for gold plated contacts: In order to avoid brittle inter-metallic connections, gold-plated terminals have to be tin-plated in the solder area.

IEC 60 664 ≙ DIN VDE 0110; IEC 60 512-x ≙ DIN EN 60 512-x; IEC 60 130-9 ≙ DIN EN 60 130-9; IEC 61076-2-106 ≙ DIN EN 61076-2-106

X-ON Electronics

Largest Supplier of Electrical and Electronic Components

Click to view similar products for [Circular DIN Connectors](#) category:

Click to view products by [Amphenol](#) manufacturer:

Other Similar products are found below :

[60KD4M](#) [M83723/76W22326](#) [M83723/78R22327](#) [D38999/24WJ29PA](#) [D38999/26FE99SN L/C](#) [75-069228-21J](#) [75-474014-07L](#) [88-559975-75P](#) [8R3006A18M0033](#) [PT02E1283P](#) [PT05A-14-5SX](#) [PT05A1832SW](#) [PT05E2255PW](#) [PT05SE1832SWLC](#) [PT05SE1832SYLC](#)
[GTC030-20-27PW-LC](#) [GTC030A-20-33S](#) [PT06SE1811SXLC](#) [1211290078](#) [1211810025](#) [1210120122](#) [ACC06AF-20-23P\(003\)](#) [1210503216](#)
[1211290084](#) [1211500027](#) [ACS06AF-16-10P\(003\)](#) [D38999/40FB35AN](#) [D38999/40FB35BB](#) [D38999/40WB35BN](#) [D38999/40WD35PN](#)
[D38999/40WJ29SN-L/C](#) [D38999/40WJ4BN](#) [D38999/42FB35BN](#) [D38999/42WB35AB](#) [D38999/42WB35PB-L/C](#) [D38999/42WJ19AN](#)
[D38999/42WJ24PN-L/C](#) [D38999/44WB35AN](#) [D38999/44WH21AN](#) [D38999/44WH35AN](#) [D38999/44WJ29BA](#) [D38999/44WJ35PN](#)
[D38999/44WJ61BA](#) [D38999/46FB35AC](#) [D38999/46FB35SA-L/C](#) [D38999/46FB99BA](#) [D38999/46FJ19SA-L/C](#) [D38999/46FJ29AA](#)
[D38999/46FJ29AN](#) [D38999/46FJ29PN-L/C](#)