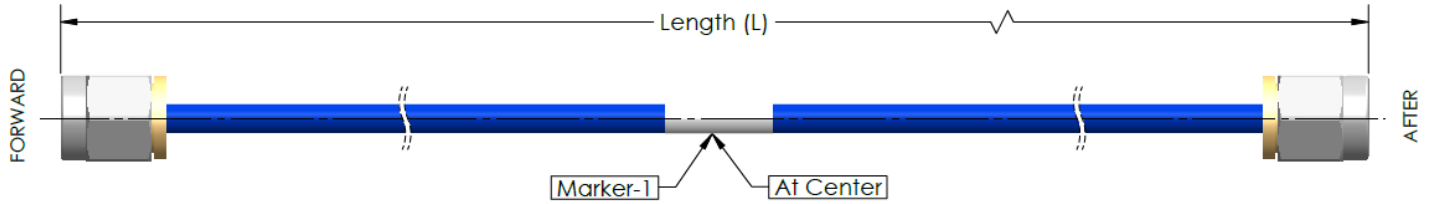


THE REVISION STATUS OF ALL SHEETS OF THIS DRAWING IS THE SAME AS SHEET 1

REV	DESCRIPTION	DATE	BY
A	INITIAL RELEASE	10/27/22	YA



Dwg. Number	Customer P/N	Times P/N	Length(L) in 'inch'
IE-00413-01	-	IBS086-SMSM-6.0IN	6 +0.20/-0
IE-00413-02	-	IBS086-SMSM-8.0IN	8 +0.20/-0
IE-00413-03	-	IBS086-SMSM-10.0IN	10 +0.20/-0
IE-00413-04	-	IBS086-SMSM-12.0IN	12 +0.24/-0

1.0 Scope

This drawing documents the construction and performance of Instabend 086 cable assemblies manufactured by Times Microwave systems.

2.0 Cable Information

- 2.1 Cable to be INSTABEND 086
- 2.2 Jacket color to be Blue
- 2.3 Jacket material to be FEP
- 2.4 Nominal cable impedance to be 50 ohms
- 2.5 Cable diameter to be 0.108" [2.74mm].


3.0 Connector Information

- 3.1 Forward Connector
 - Type SMA (M) Straight Connector (SP110)
 - Connector Body – Stainless Steel, Gold Plated
 - Center Contact – Beryllium Copper, Gold Plated
- 3.2 After Connector
 - Type SMA (M) Straight Connector (SP110)
 - Connector Body – Stainless Steel, Gold Plated
 - Center Contact – Beryllium Copper, Gold Plated

Unless otherwise specified, dimensions are in INCH. Tolerances are applicable when specified.

These drawings and specifications contain proprietary information which is the property of Times Microwave Systems.

Approvals		
Drawn	YA	10/27/22
Checked		
Approved		



TIMES MICROWAVE SYSTEMS

www.timesmicrowave.com

INSTABEND 086 CABLE ASSEMBLY
(Space Assemblies)

Size A	CAGE CODE 68999	Drawing No.: IE-00413-XX
-----------	---------------------------	-----------------------------

THE REVISION STATUS OF ALL SHEETS OF THIS DRAWING IS THE SAME AS SHEET 1

REV	DESCRIPTION	DATE	BY
A	INITIAL RELEASE	10/27/22	YA

4.0 Electrical Performance

- 4.1 Frequency range: DC – 22GHz
- 4.2 Insertion loss & VSWR: As per below table,

Dwg. Number	Max. Insertion Loss in dB	Max. VSWR
	@ 22GHz	@ 22GHz
IE-00413-01	1.02	1.35
IE-00413-02	1.24	1.35
IE-00413-03	1.47	1.35
IE-00413-04	1.71	1.35

5.0 Mechanical Performance

- 5.1 Overall Length to be specified length.
- 5.2 Minimum Bend radius is 0.25" [6.35mm].

6.0 Environmental Performance

- 6.1 Installation Temperature Range (-65°C to +125°C)
- 6.2 Storage Temperature Range (-65°C to +125°C)
- 6.3 Operating Temperature Range (-65°C to +125°C)

7.0 Marking

- 7.1 Markers are to be black text on White Color Marker Sleeve.
- 7.2 Marker Configuration to be:

Dwg. Number	Marker 1
IE-00413-01	Times Microwave Systems IBS086-SMSM-6.0IN \$\$\$\$\$
IE-00413-02	Times Microwave Systems IBS086-SMSM-8.0IN \$\$\$\$\$
IE-00413-03	Times Microwave Systems IBS086-SMSM-10.0IN \$\$\$\$\$
IE-00413-04	Times Microwave Systems IBS086-SMSM-12.0IN \$\$\$\$\$

7.3 \$\$\$\$\$ = 5-digit Serial Number for this specific configuration.

7.4 Register to be Maintained for Serial Number.

Unless otherwise specified, dimensions are in INCH. Tolerances are applicable when specified.

These drawings and specifications contain proprietary information which is the property of Times Microwave Systems.

Approvals		
Drawn	YA	10/27/22
Checked		
Approved		

TIMES MICROWAVE SYSTEMS

www.timesmicrowave.com

INSTABEND 086 CABLE ASSEMBLY
(Space Assemblies)

Size A	CAGE CODE 68999	Drawing No.: IE-00413-XX
-----------	---------------------------	-----------------------------

THE REVISION STATUS OF ALL SHEETS OF THIS DRAWING IS THE SAME AS SHEET 1

REV	DESCRIPTION	DATE	BY
A	INITIAL RELEASE	10/27/22	YA

8.0 NOTES

- 8.1 All Dimensions are in INCH.
- 8.2 Assemblies built in Class 100,000 clean room.
- 8.3 Low outgassing materials per ASTM E595.
- 8.4 Unless Otherwise Specified: Tolerance will be,


Linear Dimension	Tolerance
<20 INCH	±0.4 INCH
20-79 INCH	±0.6 INCH
>79 INCH	±0.8 INCH

****Tolerances are not accumulative.**

Unless otherwise specified, dimensions are in INCH. Tolerances are applicable when specified.

These drawings and specifications contain proprietary information which is the property of Times Microwave Systems.

Approvals		
Drawn	YA	10/27/22
Checked		
Approved		



TIMES MICROWAVE SYSTEMS

www.timesmicrowave.com

INSTABEND 086 CABLE ASSEMBLY
(Space Assemblies)

Size A	CAGE CODE 68999	Drawing No.: IE-00413-XX
-----------	---------------------------	-----------------------------

X-ON Electronics

Largest Supplier of Electrical and Electronic Components

Click to view similar products for [RF Cable Assemblies](#) category:

Click to view products by [Amphenol](#) manufacturer:

Other Similar products are found below :

[73-6352-10](#) [73-6353-3](#) [73-6364-6](#) [R285001001](#) [R288940004](#) [145111-05-12.00](#) [1661-C-24](#) [1801171170914KE](#) [24P104C24J1-012](#)
[24P104C24P1-018](#) [24P204C24J1-003](#) [FCB-3030-ALT](#) [21117-046](#) [21117-050](#) [24P103C24P2-003](#) [PTWY-24-78](#) [R284008001](#) [R285001021](#)
[R288940003](#) [R288940034](#) [MDM-21PH006P-A174](#) [4814-BB-24](#) [5260-72](#) [DLP-COAX1](#) [4814-K-48](#) [115101-09-06.00](#) [MXHT83QE3000](#) [73-6351-25](#) [73-6352-3](#) [73-6353-25](#) [81-6201-1600](#) [GD0BQ0BQ024.0](#) [1-3636-600-5210](#) [R288940009](#) [R288940002](#) [PT82NSMA](#) [73-6353-10](#)
[Minibend-9](#) [Minibend-4](#) [BNC TO SMA Cable](#) [MIKROE-274](#) [Microbend MTR-11](#) [PT815NN](#) [MF53/1x8A_21MXP/11SK/305](#) [Minibend-3](#)
[Minibend-11](#) [Minibend-6](#) [Minibend-2.5](#) [Minibend-13](#) [Minibend-3.5](#)