

**IP 65 . 67 . 68**

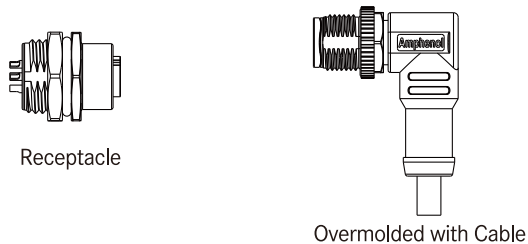
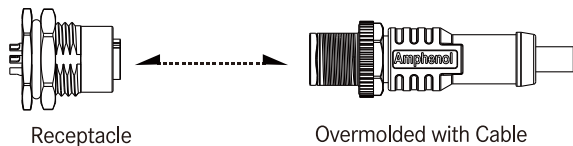
Receptacle | Unmated  
Overmolded with Cable | Mated  
Field Installable | Mated

# M Series Sensor Connector

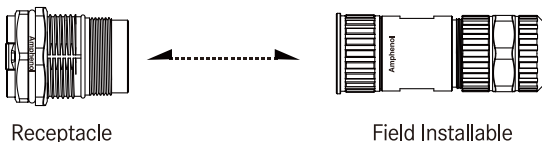
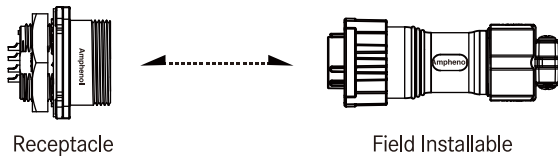
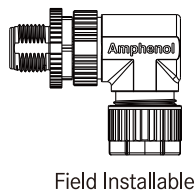
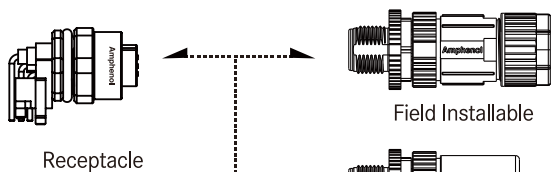


# Range Overview

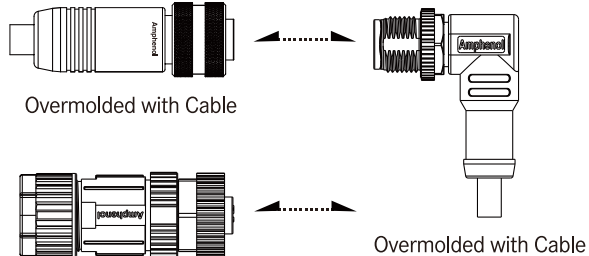
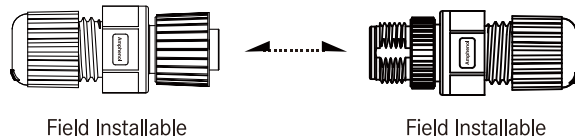
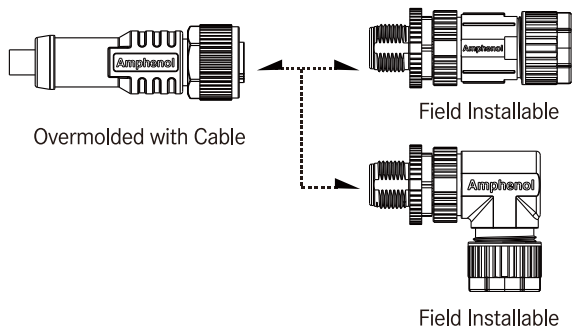
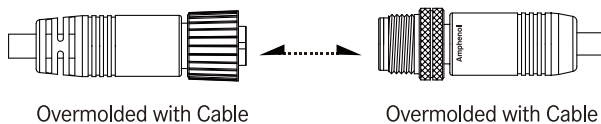
## Receptacle to Overmolded with Cable



## Receptacle to Field Installable

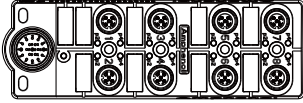


## In Line




## Range Overview

### Passive Distribution Box

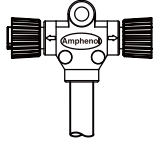


With Homerun Connector



With Cable

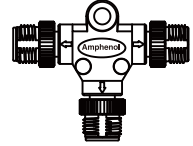
### Accessories



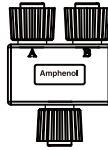
T Cable



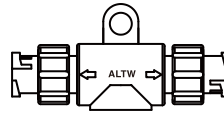
Y Cable



T Adaptor



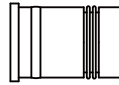
Y Adaptor



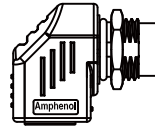
I Adaptor



Waterproof Cap



Insert



M12 to RJ45 Adaptor

## Specification | M Sensor Connector

<b>Identifications</b>	M8, M10.5, M12 (A, B, D, S, T, X code), Heavy Duty Shielded Connector, M23
<b>Description</b>	Receptacle Overmolded with Cable Field Installable
<b>Current Rating / Data</b>	1.5A~28A
<b>Operating Voltage</b>	2~4 Pins : 250V 5 Pins : 60V 6 ~12 Pins : 30V
<b>Contact Resistance</b>	≤ 10mΩ
<b>Voltage Proof</b>	3 ~ 4 Pins : 1.4 KVrms 5 Pins : 1.0 KVrms 6 ~8 Pins : 0.65 KVrms
<b>Waterproof Rating</b>	IP65 / 67 / 68
<b>Temperature Range</b>	Receptacle: -40°C~105°C Overmolded with Cable: PVC Cable: -20°C~80°C PU Cable: -20°C~85°C Field Installable: -40°C~105°C * Higer working temperature upon request.
<b>Mating Cycle</b>	100* Minimum
<b>Vibration</b>	10 ~ 500 Hz and 0.35 mm
<b>Material</b>	Contacts: Copper Alloy, Gold Plated Connector Body (Housing) : Nylon+GF or PU, UL Recognized Shield: Zinc Alloy or Copper Ally, Nickel Plated
<b>Standard Cable Length</b>	01~99M
<b>Standards</b>	IEC 61076-2-101 IEC 61076-2-104

【Note】 Design and specification are subject to change without notice.

## Specification | Passive Distribution Box

<b>Identifications</b>	M8 Passive Distribution Box M12 Passive Distribution Box
<b>Description</b>	With Cable With Homerun Connector
<b>Current Load Per Port</b>	M8 Distribution Box: 2A (Max.) M12 Distribution Box: 2A (Max.)
<b>Current Sum max.</b>	M8 Distribution Box: 6A (Max.) M12 Distribution Box: 12A (Max.)
<b>Operating Voltage</b>	24V DC Nominal (10~30V)
<b>Contact Resistance</b>	<10mΩ
<b>Switching Output</b>	PNP
<b>Power Indicator</b>	LED, Green
<b>Function Indicator</b>	LED, Yellow
<b>Waterproof Rating</b>	M8 Distribution Box: IP 67 Unmated M12 Distribution Box: IP 67 Unmated
<b>Temperature Range</b>	With Cable: -20°C ~ 80°C With Homerun Connector: -25°C ~ 90°C
<b>Vibration</b>	10 to 500 Hz and 0.35mm
<b>Material</b>	Conn. Housing: PA66 Box: PBT+PC Contacts: Copper Alloy, Gold Plated O-ring: Silicone Shell: Zinc Die Cast, Nickel Plated
<b>Standard Cable Length</b>	5M, 10M, 15M, 20M & 30M
<b>Standards</b>	IEC 61076-2-101

# Ordering Information | M8 / Guided M8 / M10.5 / M23 / HDSC

Specification / Size	1	2	3	4	5	6	7	8	9	10
<u>&gt; M8 Size</u> <b>(B)</b> M8 <b>(8P)</b> M8, Plastic <b>(M8S)</b> M8, Shielded <u>&gt; M8 Size with Key, Guided M8</u> <b>(8A)</b> M8 with Key <b>(8AP)</b> M8 with Key, Plastic <b>(8H)</b> M8 with Key, Power (3A) +Data (1.5A) <b>(8HP)</b> M8 with Key, Plastic, Power (3A) +Data (1.5A) <b>(M8AS)</b> M8 with Key, Shielded	<u>&gt; M10.5 Size</u> <b>(105)</b> M10.5 <u>&gt; M23 Size</u> <b>(LJ23)</b> Shielded, Salt Spray Test 48H, 28A <u>&gt; Heavy Duty Shielded Connector (HDSC)</u> <b>(HB20)</b> Shielded, Salt Spray Test 500H, 10A <b>(LB20)</b> Shielded, Salt Spray Test 48H, 10A <b>(HC20)</b> Shielded, Salt Spray Test 500H, 20A <b>(LC20)</b> Shielded, Salt Spray Test 48H, 20A <b>(HD20)</b> Shielded, Salt Spray Test 500H, 5A <b>(LD20)</b> Shielded, Salt Spray Test 48H, 5A									
<b>Number of Contacts</b> 02, 03, ..., 14, ...Contacts EX. <b>(02)</b> = 2 Contacts										
<b>Connector Body (Style)</b> <u>&gt; For Receptacle</u> <b>(P)</b> Panel	<u>&gt; For Overmolded with Cable</u> <b>(A)</b> With Strain Relief <b>(B)</b> Without Strain Relief	<u>&gt; For Field Installable</u> <b>(B)</b> Without Strain Relief								
<b>Connector (Housing) Gender</b> <b>(M)</b> Male Connector	<b>(F)</b> Female Connector									
<b>Contact Gender</b> <b>(M)</b> Male	<b>(F)</b> Female									
<b>Assemble Style</b> <u>&gt; For Receptacle</u> <b>(S)</b> Solder Type <b>(P)</b> 180° PCB Type <b>(R)</b> 90° PCB Type <b>(C)</b> Crimp Type	<u>&gt; For Overmolded with Cable</u> <b>(M)</b> Overmolded with Cable	<u>&gt; For Field Installable</u> <b>(A)</b> Solder Type <b>(B)</b> Screw Type <b>(C)</b> Crimp Type <b>(D)</b> IDC Type								
<b>Mating Style</b> <b>(S)</b> Screw Thread	<b>(Q)</b> Quick									
<b>Backshell</b> <u>&gt; For Receptacle</u> <b>(C)</b> Circular, Rear Fastened <b>(F)</b> Hexagonal, Front Fastened <b>(H)</b> Hexagonal, Rear Fastened <b>(N)</b> Square, Rear Fastened with Nut <b>(W)</b> Square, Front Fastened with Screw	<u>&gt; For Overmolded with Cable</u> <b>(L)</b> Straight <b>(R)</b> Right Angle	<u>&gt; For Field Installable</u> <b>(L)</b> Straight <b>(R)</b> Right Angle								
<b>Waterproof Rating</b> <b>(5)</b> IP65 (Quick Type) <b>(7)</b> IP 67 <b>(8)</b> IP 68										
<b>More Information</b> <u>&gt; For Receptacle</u> <b>(001), (002), (003)</b> ..... e.g. <b>(001)</b> With Logo <b>(002)</b> With Logo	<u>&gt; For Receptacle with Wire Harness</u> (□)+(■) : Cable Type + Wire Length e.g. <b>(A15)</b> = UL 1007 Cable + 150mm (□) : Cable Type <b>(A)</b> UL 1007 Cable (For M8)	<u>&gt; For Overmolded with Cable</u> (□)+(■) : Cable Type + Cable Length e.g. <b>(A01)</b> = UL2464 Cable + 1M (■) : Cable Length <b>(15)</b> 150mm <b>(30)</b> 300mm <b>(50)</b> 500mm <b>(A0)</b> 1000mm <b>(A5)</b> 1500mm	<u>&gt; For Field Installable</u> <b>(001), (002), (003)</b> ..... For Different Versions (□)+(■) : Cable Type + Cable Length <b>(A)</b> PVC UL2464 Cable <b>(B)</b> PU VW-1 Cable (■) : Cable Length From 1M to 99M EX. <b>(01)</b> = 1M							

[Note] Design and specification are subject to change without notice.

# Ordering Information | M12

	1	2	3	4	5	6	7	8	9	10	
<b>Specification / Size</b>											
<u>&gt; A-Coded</u>											
(M12A) M12 A-Coded	<u>&gt; S-Coded</u>		(M12S) M12 S-Coded								
(MSAP) M12 A-Coded, Plastic	(MSSP) M12 S-Coded, Plastic										
(MSAS) M12 A-Coded, Shielded	<u>&gt; T-Coded</u>		(M12T) M12 T-Coded								
<u>&gt; B-Coded</u>											
(M12B) M12 B-Coded	(MSTP) M12 T-Coded, Plastic										
(MSBP) M12 B-Coded, Plastic	<u>&gt; X-Coded</u>		(MSXS) M12 X-Coded, Shielded								
(MSBS) M12 B-Coded, Shielded	<u>&gt; I-Style</u>		(M12I) M12 I-Style								
<u>&gt; D-Coded</u>											
(M12D) M12 D-Coded	(MSIP) M12 I-Style, Plast										
(MSDP) M12 D-Coded, Plastic											
(MSDS) M12 D-Coded, Shielded											
<b>Number of Contacts</b>											
02, 03, ..., 14...Contacts e.g. (02) = 2 Contacts											
<b>Connector Body (Style)</b>											
<u>&gt; For Receptacle</u>											
(P) Panel	<u>&gt; For Overmolded with Cable</u>		<u>&gt; For Field installable</u>								
	(A) With Strain Relief		(A) With Strain Relief								
	(B) Without Strain Relief		(B) Without Strain Relief								
<b>Connector (Housing) Gender</b>											
(M) Male Connector	(F) Female Connector										
<b>Contact Gender</b>											
(M) Male	(F) Female		(I) I style (Male+Female)								
<b>Assemble Style</b>											
<u>&gt; For Receptacle</u>											
(S) Solder Type	<u>&gt; For Field Installable</u>		<u>&gt; For Overmolded with Cable</u>								
(P) 180° PCB Type	(A) Solder Type (10&12 pins are available as standard product. Other pins are available upon request)		(M) Overmolded with Cable								
(R) 90° PCB Type	(B) Screw Type										
(C) Crimp Type	(C) Crimp Type										
	(D) IDC Type										
<b>Mating Style</b>											
(S) Screw Thread	(Q) Quick										
<b>Backshell</b>											
<u>&gt; For Receptacle</u>											
(C) Circular, Rear Fastened	<u>&gt; For Overmolded with Cable</u>		<u>&gt; For Field Installable</u>								
(F) Hexagonal, Front Fastened	(L) Straight		(L) Straight								
(H) Hexagonal, Rear Fastened	(R) Right Angle		(R) Right Angle								
(N) Square, Rear Fastened with Nut											
(W) Square, Front Fastened with Screw											
<b>Waterproof Rating</b>											
(5) IP65 (Quick Type)											
(7) IP 67											
(8) IP 68											
<b>Cable information</b>											
<u>&gt; For Receptacle</u>											
(001) PG9	<u>&gt; For Receptacle with Wire Harness</u>		<u>&gt; For Overmolded with Cable</u>				<u>&gt; For Field Installable</u>				
(002) M16	(□)+(■) : Wire Type + Wire Length		(□)+(■) : Cable Type + Cable Length				(001), (002), (003).....				
(003) M12	e.g. (B15) = UL1061 + 150mm		e.g. (A01) = PVC UL2517 Yellow Cable + 1M				For Different Versions				
	<u>(□) : Wire Type</u>		<u>(■) : Cable Length</u>		<u>(□) : Cable Type</u>		<u>(■) : Cable Length</u>				
	(B) UL1061 (For M12-PG9)		(15) 150mm		(A) PVC UL2517 Yellow Cable		From 1M to 99M				
	(C) UL1061 (For M12-M16)		(30) 300mm		(B) PU UL20549 Cable		EX. (01) = 1M				
			(50) 500mm		(C) CAN Cable						
			(A0) 1000		(D) PVC UL2517 Black Cable						
			(A5) 1500		(E) CAT5e Cable(2Pair/4Pair)						
					(F) F-PVC UL2095 Black Cable						
					(G) PVC UL 21996, Balck, round cable						
					(H) PVC UL 21996, Balck, oval cable						
					(S) AC 630V Cable						
					(T) DC 60V Cable						
					(X) CAT6 <sub>A</sub> Cable						

# Ordering Information | M8 SMT

1 - 2 3 4 5 6 - 7 8 9 10

## Specification / Size

(M8S) M8, Shielded

## Number of Contacts

03, 04 Contacts

EX. (03) = 3 Contacts

## Connector Body (Style)

> [For Receptacle](#)

(P) Panel

## Connector (Housing) Gender

(M) Male Connector

(F) Female Connector

## Contact Gender

(M) Male

(F) Female

## Assemble Style

> [For Receptacle](#)

(T) SMT Type

## Mating Style

(E) None

## Backshell

> [For Receptacle](#)

(E) None

## Waterproof Rating

(8) IP 68(Matel), IP65(Unmated)

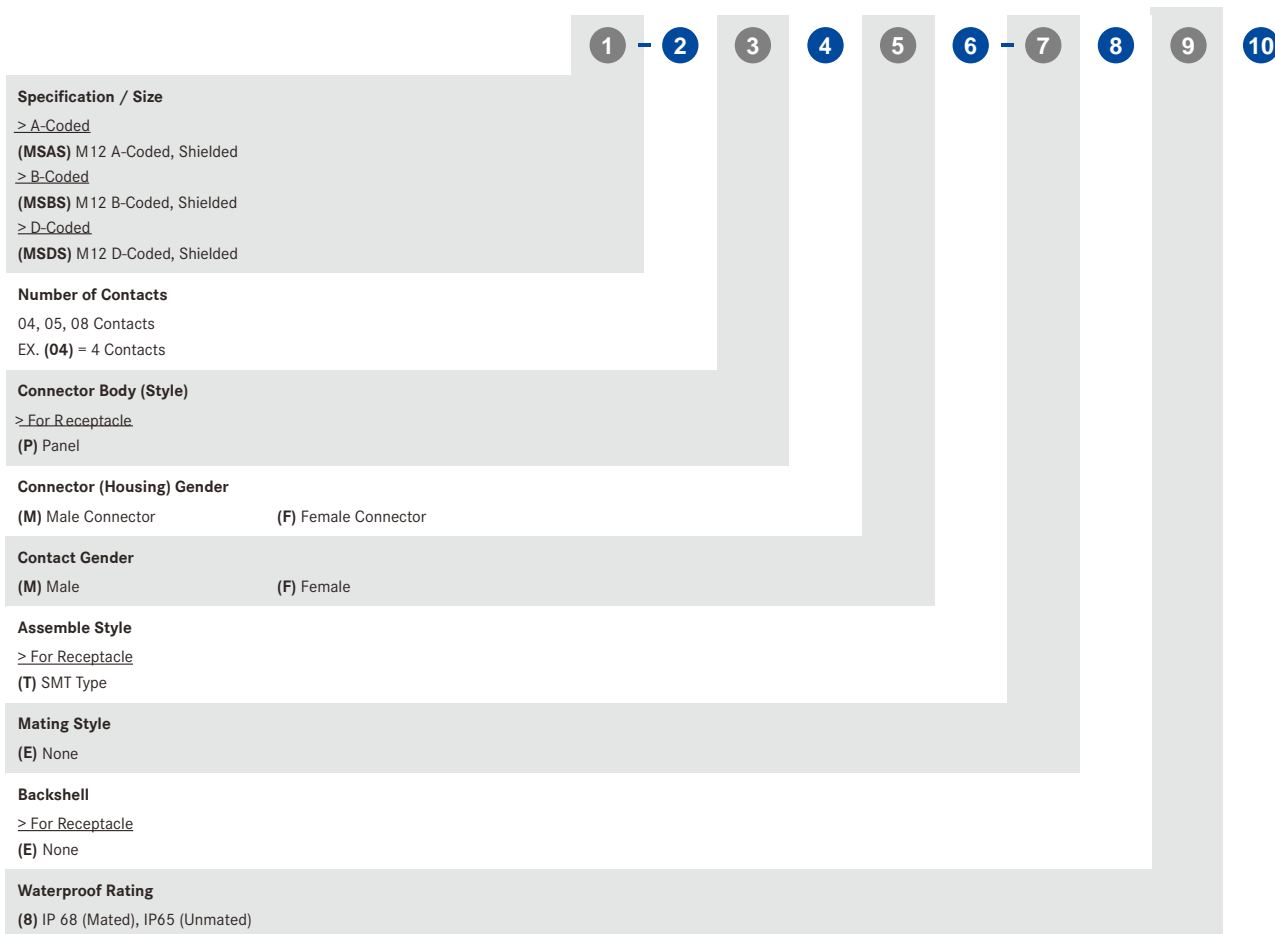
## More Information

> [For Receptacle](#)

(001), (002), (003).....



# Ordering Information | M12 SMT



**Cable Information**  
> [For Receptacle](#)  
(001), (002), (003)...

# Ordering Information | Combo

	1	2	3	4	5	6	7	8	9	10
<b>Specification (1st End)</b>										
(RJ) RJ Unshield										
(RJS) RJ Shielded										
(RJ8) RJ Unshield (13/16" - 16 UN)										
(RS8) RJ Shielded (13/16" - 16 UN)										
<b>Specification (2nd End)</b>										
(12A) M12 A-Coded										
(12B) M12 B-Coded										
(12D) M12 D-Coded										
(12X) M12 X-Coded										
<b>Number of Contacts (2st End)</b>										
02, 03,...,14...Contacts										
EX. (02) = 2 Contacts										
<b>Contact Gender (2st End)</b>										
(M) Male										
(F) Female										
<b>Connector (Housing) Gender (2st End)</b>										
(M) Male Connector										
(F) Female Connector										
<b>Style</b>										
(L) Straight 180° Type										
(R) Right Angle 90° Type										
<b>Mating Style</b>										
(S) Screw Thread										
<b>Waterproof Rating</b>										
(6) IP 66										
(7) IP 67										
(8) IP 68										
<b>Information</b>										
(001), (002), (003).....										
For Different Versions										

# Ordering Information | Passive Distribution Box

Specification / Size	1	2	3	4	5	6	7	8	9	10
<p>&gt; <u>With M8 Connectors</u> <b>(DB8)</b> M8 Connector</p> <p>&gt; <u>With M12 Connectors</u> <b>(DB12)</b> M12 Sensor Connector</p>										
<p><b>Number of Contacts</b> 02, 03, ..., 14...Contacts e.g. <b>(02)</b> = 2 Contacts</p>										
<p><b>Code</b> <b>(A)</b> A Code <b>(B)</b> B Code <b>(C)</b> C Code</p>										
<p><b>Ports</b> <b>(4)</b> 4 Ports <b>(6)</b> 6 Ports <b>(8)</b> 8 Ports <b>(10)</b> 10 Ports (For M8 Connectors Only)</p>										
<p><b>Homerun Connector</b> <b>(M8)</b> M8 Connector <b>(M12)</b> M12 Connector <b>(M16)</b> M16 Connector</p> <p><b>(M23)</b> M23 Connector <b>(TBK)</b> Terminal Block <b>(CAB)</b> Cable</p>										
<p><b>Signal Output</b> <b>(0)</b> None <b>(S)</b> Single <b>(D)</b> Dual</p>										
<p><b>Switching Output</b> <b>(0)</b> None <b>(S)</b> PNP <b>(D)</b> NPN</p>										
<p><b>Mating Style</b> <b>(L)</b> Lock <b>(S)</b> Screw <b>(Q)</b> Quick</p>										
<p><b>Waterproof Rating</b> <b>(5)</b> IP 65 (Quick Type) <b>(6)</b> IP 66</p> <p><b>(7)</b> IP 67 <b>(8)</b> IP 68</p>										

**For More Information**

> Without Cable  
**(001)**, **(002)**, **(003)**,.....  
For Different Versions

> With Cable

+ : Cable Type + Cable Length  
e.g. **(A01)** = PVC UL2517 Cable + 1M

: Cable Type

- (A)** PVC UL2517 Cable
- (B)** PU 20549 Cable
- (C)** Hi-Flex Cable
- (D)** DeviceNet / NMEA
- (E)** Ethernet
- (F)** ProfiBus
- (P)** ProfiNet

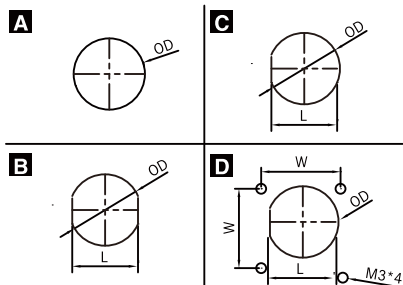
: Cable Length

From 1M to 99M  
e.g. **(01)** = 1M

# Physical Dimension

## Receptacle

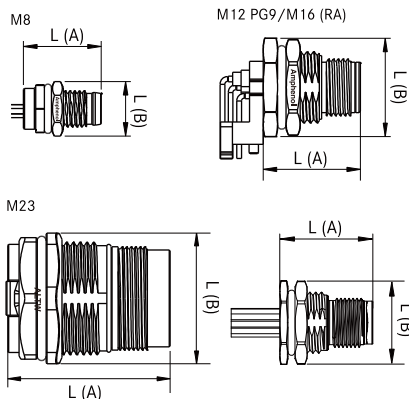
Panel Cut-Out



Size		Dimension			Type	L / W	OD
Size	Thread Description	Female			Male		
M105	M10.5 X 0.75	-	-	-	A	-	10.9
M8	M8 X 1.0	B	7.1	8.1	B	7.1	8.1
		-	-	-	A	-	8.1
M12	M12 X 1.0 - PG9	B	13.6	15.4	B	13.6	15.4
	M12 X 1.0 - M16.0 X 1.5	B	13.6	16.1	B	13.6	16.1
	M12.0 X 1.0	B	10.5	12.2	B	10.5	12.2
HDSC*	M22 X 1.0	-	-	-	C	19.2	20.2
		-	-	-	D	19.2 / 23.0	20.2
M23	M23 X 1.0	-	-	-	C	24.4	25.1

\*HDSC: Heavy Duty Shielded Connector

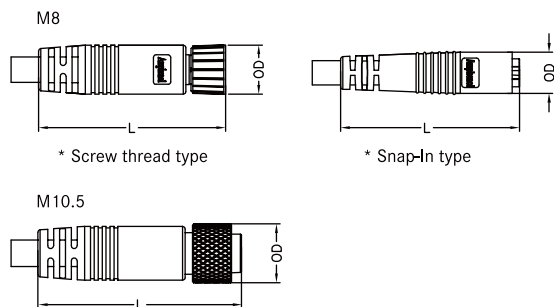
Connector Dimension



Series	Conn. Gender	Receptacle				Panel Thickness		
		Female		Male		Front Fastened	Rear Fastened	
		L (A)	L (B)	L (A)	L (B)			
M8	Straight	18.0	13.8	16.4	11.5	3.0 mm Max.	3.5 mm Max.	
M105	Straight	-	-	18.0	15.0	-	6.0 mm Max.	
M12	PG9/ M16	Straight	20.0	20.6	23.0	20.6	4.5mm Max. 4.0mm Max.(Plastic)	4.5mm Max.
	Right Angle	20.0	20.8	20.5	20.8			
	M12*1.0	Right Angle	16.9	15.0	16.2	15.0	3.0mm Max.	
HDSC*	Straight	-	-	23.5	29.0	9.0mm Min.	5.0 mm Max.	
M23	Straight	-	-	36.0	29.0	6.0 mm Max.	-	

\*HDSC: Heavy Duty Shielded Connector

## Overmolded with Cable



Size		Dimension			
Size	Type	L		OD	
M8	Screw Thread M8 X 1.0	Female	Male	Female	Male
M8	Snap-In M8 X 1.0	38.1	42.7	10.1	10.5
M8	Screw Thread M8 X 1.0	36.5	-	8.4	-
M105	Screw Thread M10.5 X 0.75	37.2	-	12.0	-

[Note] Design and specification are subject to change without notice.

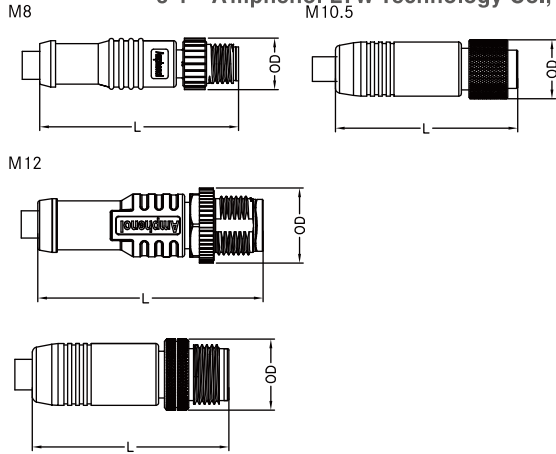
# M Series Sensor Connector | Physical Dimension

Receptacle | Overmolded with Cable | Field Installable | Passive Distribution Box

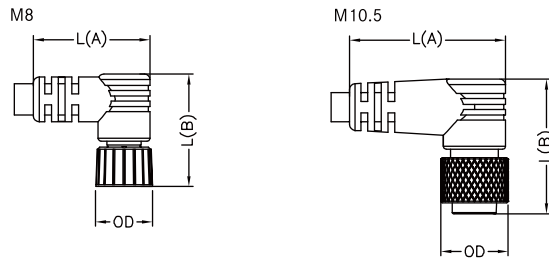
## IP 65 . 67 . 68

Receptacle | Unmated  
Overmolded with Cable | Mated  
Field Installable | Mated

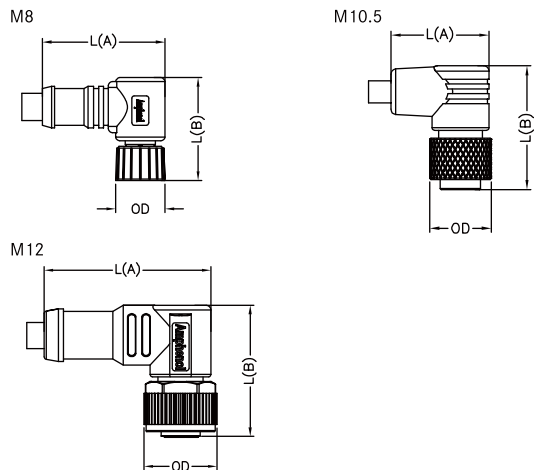
### 3-1 Amphenol LTW Technology Co., Ltd.



Size \ Dimension		L		OD	
Size	Type	Female	Male	Female	Male
M8	Screw Thread M8 X 1.0	36.0	40.5	10.1	10.5
M10.5	Screw Thread M10.5 X 0.75	37.2	-	12.0	-
M12	Screw Thread M12.0 X 1.0	37.2	-	12.0	-
M12 Shielded	Screw Thread M12.0 X 1.0	39.2	40.1	14.5	14.5

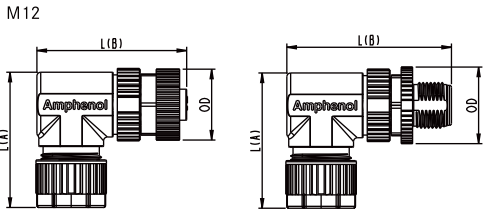
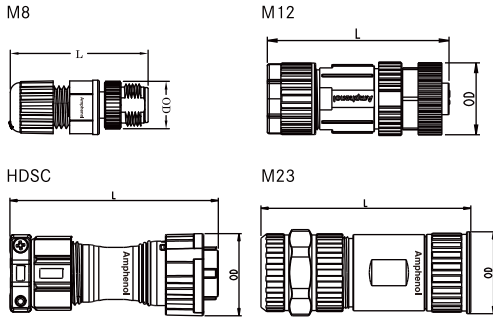


Size \ Dimension		L [A]		L [B]		OD	
Size	Thread Description	Female	Male	Female	Male	Female	Male
M8	M8 X 1.0	24.0	-	24.0	-	12.0	-
M10.5	Screw Thread M10.5 X 0.75	20.7	20.7	20.0	25.5	10.1	10.5



Size \ Dimension		L [A]		L [B]		OD	
Size	Thread Description	Female	Male	Female	Male	Female	Male
M8	M8 X 1.0	24.0	-	24.0	-	12.0	-
M10.5	Screw Thread M10.5 X 0.75	20.7	20.7	20.0	25.5	10.1	10.5

## Field Installable



Size		Dimension	L		OD	
Size	Thread Description	Pin Type	Female	Male	Female	Male
M8	M8 X 1.0	Screw In	55.4	59.1	16.7	16.7
M12 Metal Nut	M12 X 1.0	Solder	40.5	41.8	14.5	14.4
		Screw	47.0	51.0	18.6	20.1
		IDC	47.0	51.0	18.6	20.1
M12 Plastic	M12 X 1.0	Solder	61.3	61.3	20.8	20.8
		Screw	47.0	51.0	18.6	20.1
		IDC	47.0	51.0	18.6	20.1
M12 Shielded	M12 X 1.0	Solder	52.0	55.0	18.6	20.1
		Screw	52.0	55.0	18.6	20.1
		IDC	52.0	55.0	18.6	20.1
HDSC*	M22 X 1.0	-	72.5	-	27.7	-
M23	M23 X 1.0	-	73.0	-	28.5	-

\*HDSC: Heavy Duty Shielded Connector

Size		Dimension	L [A]		L [B]		OD	
Size	Thread Description	Pin Type	Female	Male	Female	Male	Female	Male
M12	M12.0 X 1.0	Screw In	38.9	38.9	52.3	52.3	20.8	20.8
M12 Plastic			38.9	38.9	52.3	52.3	20.8	20.8

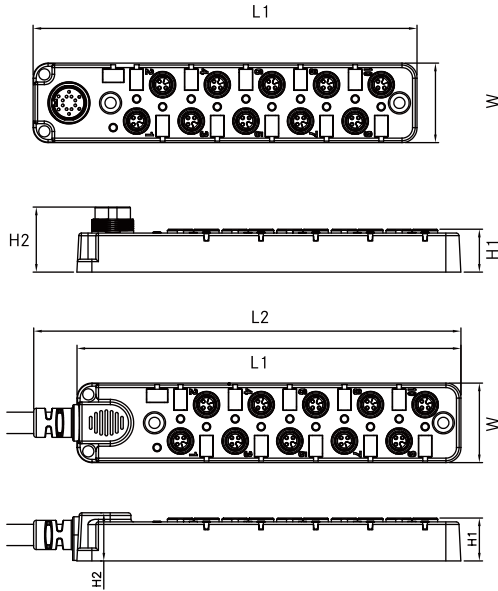
Dimensions are shown in millimeters

# IP 65 . 67 . 68

Receptacle | Unmated  
Overmolded with Cable | Mated  
Field Installable | Mated

## Passive Distribution Box

M8

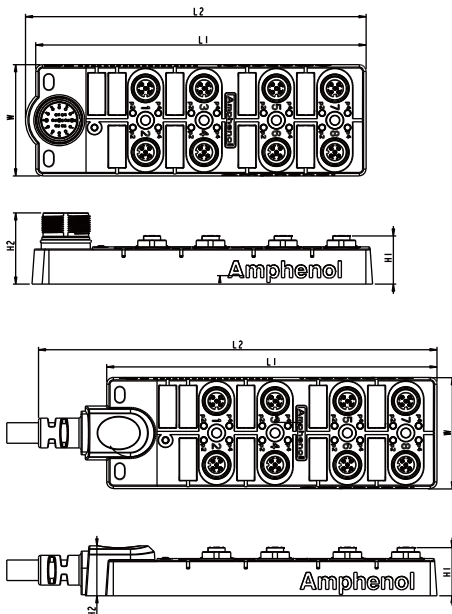


Size	Dimension Thread Description	Pin Type	L		OD	
			Female	Male	Female	Male
M8	M8 X 1.0	Screw In	55.4	59.1	16.7	16.7
		Solder	40.5	41.8	14.5	14.4
		Screw	47.0	51.0	18.6	20.1
M12 Metal Nut	M12 X 1.0	IDC	47.0	51.0	18.6	20.1
		Solder	61.3	61.3	20.8	20.8
		Screw	47.0	51.0	18.6	20.1
M12 Plastic	M12 X 1.0	IDC	47.0	51.0	18.6	20.1
		Solder	52.0	55.0	18.6	20.1
		Screw	52.0	55.0	18.6	20.1
M12 Shielded	M12 X 1.0	IDC	52.0	55.0	18.6	20.1
		Solder	52.0	55.0	18.6	20.1
		Screw	52.0	55.0	18.6	20.1
HDSC*	M22 X 1.0	-	72.5	-	27.7	-
M23	M23 X 1.0	-	73.0	-	28.5	-

Unit: mm

## Passive Distribution Box

M12



		M12				
		L1	L2	H1	H2	W
4 Port	With Cable	97.3	129.4	22.9	23.5	52.3
	Without Cable	97.3	102.1	22.9	33.5	52.3
8 Port	With Cable	155.3	187.4	22.9	23.5	52.3
	Without Cable	155.3	160.1	22.9	33.5	52.3
Note		Cable length is available from 01~99m.				

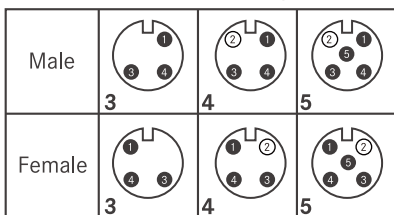
Unit: mm

# Contact Configuration

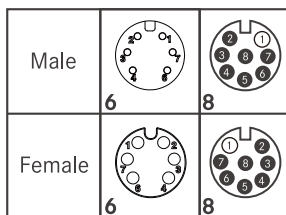
	G8		M8	M10.5	M12 A Code			M12 B Code	M12 D Code	M12 I Code	M12 S Code
	1.5A	3A	3A	2A	1.5A	2A	4A	4A	4A	4A	12A
	MM or FF	MM or FF	MM or FF	MF or FM	MM or FF	MM or FF	MM or FF	MM or FF	MM or FF	MF or FM	MM or FF
2Pin (02)											
		R   C   F		R   C							
3Pin (03)											
		R   C   F	R   C   F	R   C			R   C   F	R   C   F	R   C   F		
4Pin (04)											
		R   C   F	R   C   F	R   C			R   C   F	R   C   F	R   C   F		R   F
5Pin (05)											
	R   C   F			R   C			R   C   F	R   C   F	R   C   F	R   C   F	
6Pin (06)											
	R   C   F					R   C   F					
7Pin (07)											
8Pin (08)											
						R   C   F					
10Pin (10)											
					R   C   F						
12Pin (12)											
					R   C   F						
14Pin (14)											

**More to know:**

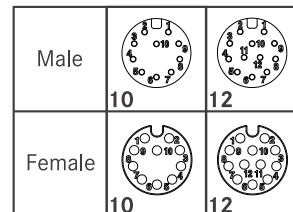
No. of Poles & Contact Configuration (Connection side view)



Color Identification:  
 1 = Brown, 2 = White, 3 = Blue, 4 = Black, 5 = Gray



Color Identification:  
 1 = White, 2 = Brown, 3 = Green, 4 = Yellow,  
 5 = Gray, 6 = Pink, 7 = Blue, 8 = Red



Color Identification:  
 1 = White, 2 = Brown, 3 = Green, 4 = Yellow,  
 5 = Gray, 6 = Pink, 7 = Blue, 8 = Red, 9 = Black,  
 10 = Violet, 11 = Gray/Pink, 12 = Red/Blue



# M Series Sensor Connector | Contact Configuration

1.5A | 2A | 3A | 4A | 5A | 10A | 20A | 28A

## IP 65 . 67 . 68

Receptacle | Unmated  
Overmolded with Cable | Mated  
Field Installable | Mated

M12 T Code	M12 X Code	HDSC				M23	
12A	0.5A	5A	10A	20A	28A		
MM or FF	MM or FF	MF or FM	MF or FM	MF or FM	MM or FF	MF or FM	
				R   F			
				R   F			
R   F			R   F				
			R   F				
					R   F	R   F	
			R   F				
	R   C						
		R   F					
		R   F					
		R   F					

**R:** Receptacle  
**C:** Overmolded with Cable  
**F:** Field Installable

- ◆ 0.5A (M12X)
- 1.5A (M8/M12A)
- 2A (M10.5/M12A)
- 3A (M8)
- ▲ 4A (M8/M12A/M12B/M12D M12 I Style)
- △ 5A (HDSC)
- 10A (HDSC)
- 12A (M12S/M12T)
- ◇ 20A (HDSC)
- 28A (M23)

### Contact Number:

e.g.2 contacts (02)

### Connector (Housing) Gender:

Male(M) or Female(F)

### Contact Gender:

Male(M) or Female(F)  
Male + Female (I)

### More to Choose:

- Solder (S)
- Solder Cup



- PCB Type
- 90° PCB (R)



- 180° PCB (P)



- Screw Type



- IDC Type



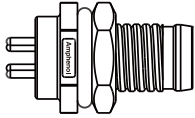
### More to know:

A-Code B-Code D-Code I-Style S-Code T-Code X-Code



# Product Features

## Receptacle



### Mating Style 7



Screw Thread (S)

### Backshell 8



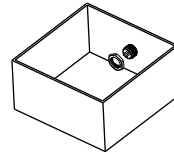
Circular (C)



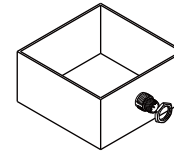
Hexagonal (H)(F)



Square (N)(W)

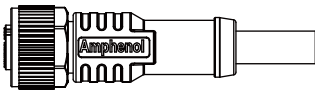


Rear Fastened



Front Fastened (P)

## Overmolded with Cable



### Mating Style 7

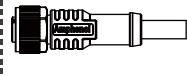


Screw Thread (S)  
(For M12)

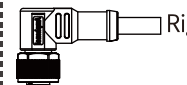


Quick (Q)  
(For M8)

### Backshell 8

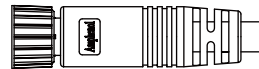


Straight  
(L)

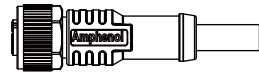


Right Angle  
(R)

### Connector Body(Style) 3

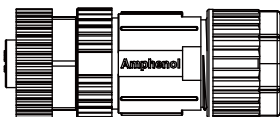


With Strain Relief (A)

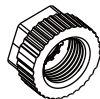


Without Strain Relief (B)

## Field Installable



### Mating Style 7

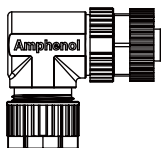


Screw Thread (S)

### Backshell 8



Straight (L)



Right Angle (R)

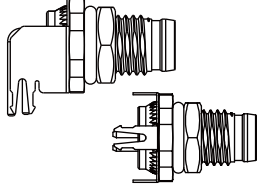
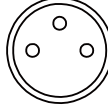
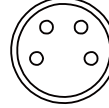
### Connector Body(Style) 3



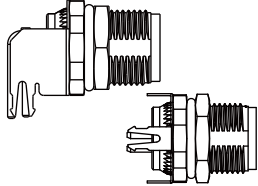
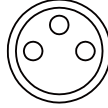
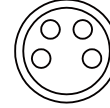
Without Strain Relief (B)

## Find Our Standard Products

### └ M8 (Shielded) > Receptacle > Male Connector

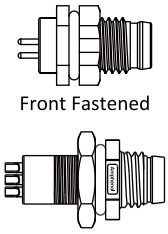
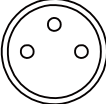
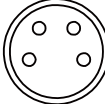
 <p>Front Fastened</p> <p>Backshell: Hexagonal</p>		
	Type	4A/60V
PCB Pin (180°)	M8S-03PMMP-SF8001	M8S-04PMMP-SF8001
PCB Pin (90°)	M8S-03PMMR-SF8001	M8S-04PMMR-SF8001

### └ M8 (Shielded) > Receptacle > Female Connector

 <p>Front Fastened</p> <p>Backshell: Hexagonal</p>		
	Type	4A/60V
PCB Pin (180°)	M8S-03PFFP-SF8001	M8S-04PFFP-SF8001
PCB Pin (90°)	M8S-03PFFR-SF8001	M8S-04PFFR-SF8001

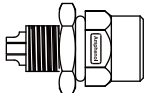
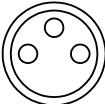

[ Note ] Design and specification are subject to change without notice.

∟ M8 (Metal Nut) > Receptacle > Male Connector

 <p>Front Fastened</p> <p>Rear Fastened</p> <p>Backshell: Hexagonal</p>		
Type	3A/60V	3A/30V
PCB Pin (180°)	8-03PMMP-S <sup>8</sup> 7001	8-04PMMP-S <sup>8</sup> 7001
	8-03PMMP-SF7002	8-04PMMP-SF7002
Solder Pin (180°)	8-03PMMS-S <sup>8</sup> 7001	8-04PMMS-S <sup>8</sup> 7001
	8-03PMMS-S <sup>8</sup> 7002	8-04PMMS-S <sup>8</sup> 7002

<sup>8</sup> Front Fastened (F) or Rear Fastened (H)

∟ M8 (Metal Nut) > Receptacle > Female Connector

 <p>Rear Fastened</p> <p>Backshell: Hexagonal</p>		
Type	3A/60V	3A/30V
Solder Pin (180°)	8-03PFFS-SH7001	8-04PFFS-SH7001
	8-03PFFS-SH7002	8-04PFFS-SH7002

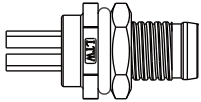
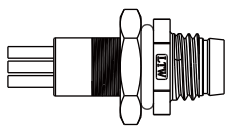
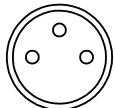
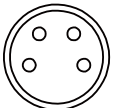
M8 (Metal Nut)

Receptacle with Wires > Male / Female Connector

IP 65 . 67 . 68

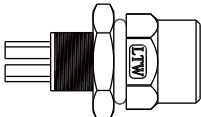
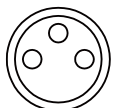

Receptacle | Unmated  
Overmolded with Cable | Mated  
Field Installable | Mated

∟ M8 (Metal Nut) > Receptacle with Wires > Male Connector

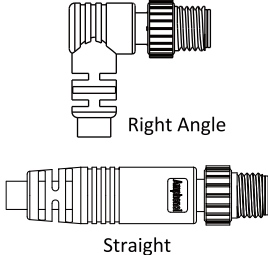
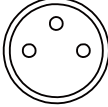
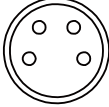
 Front Fastened   Rear Fastened Backshell: Hexagonal		
	3A/60V	3A/30V
Wire Length (UL1007)*		
150mm	8-03PMMS-S 8 7A15	8-04PMMS-S 8 7A15
300mm	8-03PMMS-S 8 7A30	8-04PMMS-S 8 7A30
500mm	8-03PMMS-S 8 7A50	8-04PMMS-S 8 7A50
1000mm	8-03PMMS-S 8 7AA0	8-04PMMS-S 8 7AA0
1500mm	8-03PMMS-S 8 7AA5	8-04PMMS-S 8 7AA5

8 Front Fastened (F) or Rear Fastened (H)

∟ M8 (Metal Nut) > Receptacle with Wires > Female Connector

 Rear Fastened Backshell: Hexagonal		
	3A/60V	3A/30V
Wire Length (UL1007)*		
150mm	8-03PFFS-SH7A15	8-04PFFS-SH7A15
300mm	8-03PFFS-SH7A30	8-04PFFS-SH7A30
500mm	8-03PFFS-SH7A50	8-04PFFS-SH7A50
1000mm	8-03PFFS-SH7AA0	8-04PFFS-SH7AA0
1500mm	8-03PFFS-SH7AA5	8-04PFFS-SH7AA5

∟ **M8 (Metal Nut) > Overmolded with Cable > Male Connector**

 <p>Right Angle</p> <p>Straight</p>		
Type	3A/60V	3A/30V
With Strain Relief	8-03AMMM-S <b>8</b> 7XXX*	8-04AMMM-S <b>8</b> 7XXX*
Without Strain Relief	8-03BMMM-S <b>8</b> 7XXX*	8-04BMMM-S <b>8</b> 7XXX*

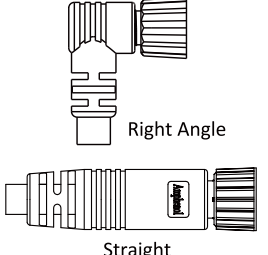
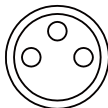

**8** Right Angle (R) or Straight (L)

\* XXX: Choose the cable type and length:

- PVC: 1M (A01) / 2M (A02) / 5M (A05) / 10M (A10)

- PU: 1M (B01) / 2M (B02) / 5M (B05) / 10M (B10)

∟ **M8 (Metal Nut) > Overmolded with Cable > Female Connector**

 <p>Right Angle</p> <p>Straight</p>		
Type	3A/60V	3A/30V
With Strain Relief	8-03AFFM-S <b>8</b> 7XXX*	8-04AFFM-S <b>8</b> 7XXX*
Without Strain Relief	8-03BFFM-S <b>8</b> 7XXX*	8-04BFFM-S <b>8</b> 7XXX*

**8** Right Angle (R) or Straight (L)

\* XXX: Choose the cable type and length:

- PVC: 1M (A01) / 2M (A02) / 5M (A05) / 10M (A10)

- PU: 1M (B01) / 2M (B02) / 5M (B05) / 10M (B10)

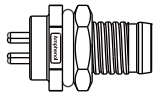
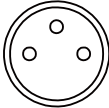
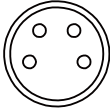
**M8 (Plastic)**

Receptacle > Male Connector | Overmolded with Cable > Male Connector

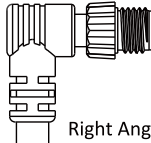

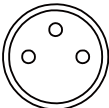
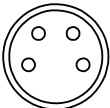
**IP 65 . 67 . 68**

Receptacle | Unmated  
Overmolded with Cable | Mated  
Field Installable | Mated

∟ **M8 (Plastic) > Receptacle > Male Connector**

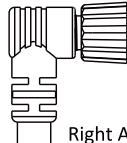

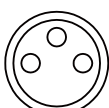

 Front Fastened		
	Backshell: Hexagonal	
Type	3A/60V	3A/30V
PCB Pin (180°)	8P-03PMMP-SF7001	8P-03PMMP-SF7001
Solder Pin (180°)	8P-03PMMS-SF7002	8P-03PMMS-SF7002

∟ **M8 (Plastic) > Overmolded with Cable > Male Connector**

 Right Angle   Straight		
	Type	3A/60V
With Strain Relief	8P-03AMMM-S <b>8</b> 7XXX*	8P-04AMMM-S <b>8</b> 7XXX*
Without Strain Relief	8P-03BMMM-S <b>8</b> 7XXX*	8P-04BMMM-S <b>8</b> 7XXX*

**8** Right Angle (R) or Straight (L) \* XXX: Choose the cable type and length:  
 - PVC: 1M (A01) / 2M (A02) / 5M (A05) / 10M (A10)  
 - PU: 1M (B01) / 2M (B02) / 5M (B05) / 10M (B10)


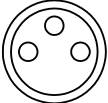

∟ **M8 (Plastic) > Overmolded with Cable > Female Connector**

 Right Angle   Straight		
	Type	3A/60V
With Strain Relief	8P-03AFFM-S <b>8</b> 7XXX*	8P-04AFFM-S <b>8</b> 7XXX*
Without Strain Relief	8P-03BFFM-S <b>8</b> 7XXX*	8P-04BFFM-S <b>8</b> 7XXX*

**8** Right Angle (R) or Straight (L) \* XXX: Choose the cable type and length:  
 - PVC: 1M (A01) / 2M (A02) / 5M (A05) / 10M (A10)  
 - PU: 1M (B01) / 2M (B02) / 5M (B05) / 10M (B10)

[Note] Design and specification are subject to change without notice.

▾ M8 (Plastic) > Overmolded with Cable > Female Connector

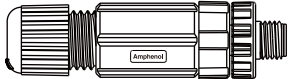
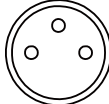
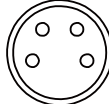
 Straight		
Type	3A/60V	3A/30V
With Strain Relief	8P-03AFFM-QL5XXX*	8P-03AFFM-QL5XXX*

\* XXX: Choose the cable type and length:

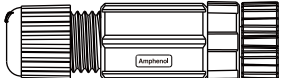


- PVC: 1M (A01) / 2M (A02) / 5M (A05) / 10M (A10)

- PU: 1M (B01) / 2M (B02) / 5M (B05) / 10M (B10)

▾ M8 (Plastic) > Field Installable > Male Connector > Straight

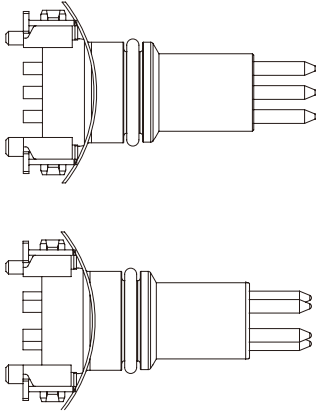
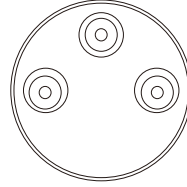
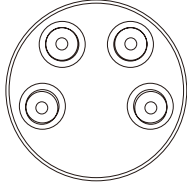
			
Type	Contact Type	3A/60V	3A/30V
Without Strain Relief	Screw-in	8P-03BMMB-SL7001	8P-04BMMB-SL7001

▾ M8 (Plastic) > Field Installable > Female Connector > Straight

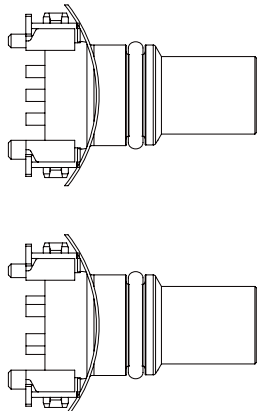
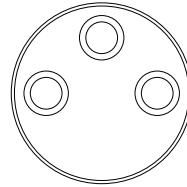
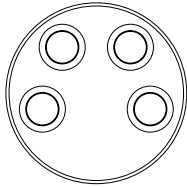
			
Type	Contact Type	3A/60V	3A/30V
Without Strain Relief	Screw-in	8P-03BFFB-SL7001	8P-04BFFB-SL7001



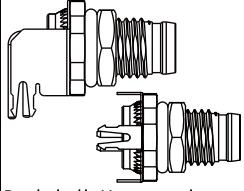




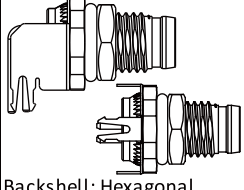

∟ M8 (SMT) > Receptacle > Male Connector

			
Type	Contact Type	3A/60V	3A/60V
Without Strain Relief	SMT Type	M8S-03PMMT-EE8001	M8S-04PMMT-EE8001

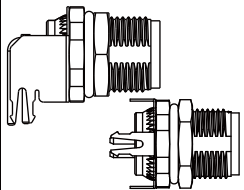




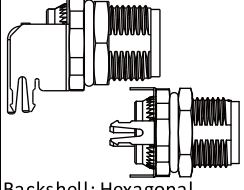

∟ M8 (SMT) > Receptacle > Female Connector

			
Type	Contact Type	3A/60V	3A/60V
Without Strain Relief	SMT Type	M8S-03PFFT-EE8001	M8S-04PFFT-EE8001

∟ **Guided M8, G8 (Shielded) > Receptacle > Male Connector**

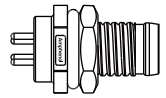
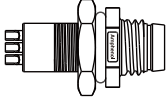



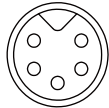
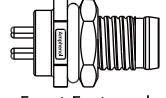
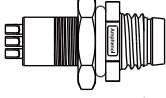


 Backshell: Hexagonal					
	Type	3A/60V	3A/60V	3A/30V	1.5A/30V
PCB Pin (180°)	M8AS-02PMMP-SF8001	M8AS-03PMMP-SF8001	M8AS-04PMMP-SF8001	M8AS-05PMMP-SF8001	
PCB Pin (90°)	M8AS-02PMMR-SF8001	M8AS-03PMMR-SF8001	M8AS-04PMMR-SF8001	M8AS-05PMMR-SF8001	
 Backshell: Hexagonal					
		Type	1.5A/30V		
		PCB Pin (180°)	M8AS-06PMMP-SF8001		
		PCB Pin (90°)	M8AS-06PMMR-SF8001		

∟ **Guided M8, G8 (Shielded) > Receptacle > Female Connector**

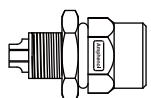



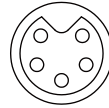
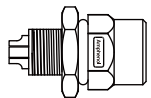
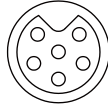

 Backshell: Hexagonal					
	Type	3A/60V	3A/60V	3A/30V	1.5A/30V
PCB Pin (180°)	M8AS-02PFFP-SF8001	M8AS-03PFFP-SF8001	M8AS-04PFFP-SF8001	M8AS-05PFFP-SF8001	
PCB Pin (90°)	M8AS-02PFFR-SF8001	M8AS-03PFFR-SF8001	M8AS-04PFFR-SF8001	M8AS-05PFFR-SF8001	
 Backshell: Hexagonal					
		Type	1.5A/30V		
		PCB Pin (180°)	M8AS-06PFFP-SF8001		
		PCB Pin (90°)	M8AS-06PFFR-SF8001		

[ Note ] Design and specification are subject to change without notice.

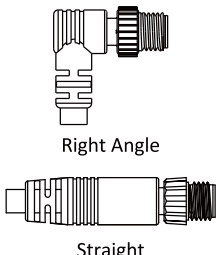




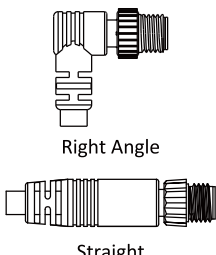
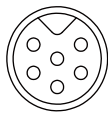

└ Guided M8, G8 (Metal Nut) > Receptacle > Male Connector

 Front Fastened  Rear Fastened Backshell: Hexagonal				
	Type	3A/60V	3A/60V	3A/30V
PCB Pin (180°)	8A-02PMMP-SF7001	8A-03PMMP-SF7001	8A-04PMMP-SF7001	8A-05PMMP-SF7001
Solder Pin	8A-02PMMS-S <sup>8</sup> 7001	8A-03PMMS-S <sup>8</sup> 7001	8A-04PMMS-S <sup>8</sup> 7001	8A-05PMMS-S <sup>8</sup> 7001
 Front Fastened  Rear Fastened Backshell: Hexagonal			<sup>8</sup> Front Fastened (F) or Rear Fastened (H)	
	Type	1.5A/30V		
PCB Pin (180°)	8A-06PMMP-SF7001	8H-05PMMP-SF7001		
Solder Pin	8A-06PMMS-S <sup>8</sup> 7001	8H-05PMMS-S <sup>8</sup> 7001		

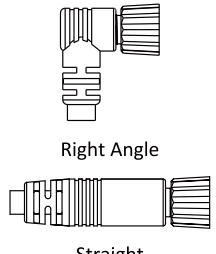




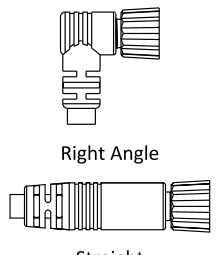
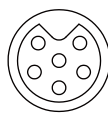

└ Guided M8, G8 (Metal Nut) > Receptacle > Female Connector

 Rear Fastened Backshell: Hexagonal				
	Type	3A/60V	3A/60V	3A/30V
Solder Pin	8A-02PFFS-SH7001	8A-03PFFS-SH7001	8A-04PFFS-SH7001	8A-05PFFS-SH7001
 Rear Fastened Backshell: Hexagonal			<sup>8</sup> Front Fastened (F) or Rear Fastened (H)	
	Type	1.5A/30V		
Solder Pin	8A-06PFFS-SH7001	8H-05PFFS-SH7001		

∟ Guided M8, G8 (Metal Nut) > Overmolded with Cable > Male Connector

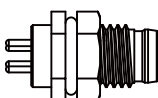



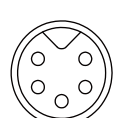
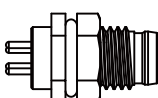


 <p>Right Angle</p> <p>Straight</p>				
Type	3A/60V	3A/60V	3A/30V	1.5A/30V
With Strain Relief	8A-02AMMM-S 8 7XXX*	8A-03AMMM-S 8 7XXX*	8A-04AMMM-S 8 7XXX*	8A-05AMMM-S 8 7XXX*
 <p>Right Angle</p> <p>Straight</p>		 <p>Hybrid</p>	<p><b>8</b> Right Angle (R) or Straight (L)</p> <p>* XXX: Choose the cable type and length:</p> <p>- PVC: 1M (A01) / 2M (A02) / 5M (A05) / 10M (A10)</p> <p>- PU: 1M (B01) / 2M (B02) / 5M (B05) / 10M (B10)</p>	
Type	1.5A/30V	3A+1.5A/30V		
With Strain Relief	8A-06AMMM-S 8 7XXX*	8H-05AMMM-S 8 7XXX*		

∟ Guided M8 (G8 / Metal Nut) > Overmolded with Cable > Female Connector

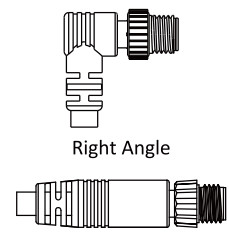




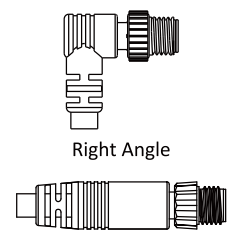


 <p>Right Angle</p> <p>Straight</p>				
Type	3A/60V	3A/60V	3A/30V	1.5A/30V
With Strain Relief	8A-02AFFM-S 8 7XXX*	8A-03AFFM-S 8 7XXX*	8A-04AFFM-S 8 7XXX*	8A-05AFFM-S 8 7XXX*
 <p>Right Angle</p> <p>Straight</p>		 <p>Hybrid</p>	<p><b>8</b> Right Angle (R) or Straight (L)</p> <p>* XXX: Choose the cable type and length:</p> <p>- PVC: 1M (A01) / 2M (A02) / 5M (A05) / 10M (A10)</p> <p>- PU: 1M (B01) / 2M (B02) / 5M (B05) / 10M (B10)</p>	
Type	1.5A/30V	3A+1.5A/30V		
With Strain Relief	8A-06AFFM-S 8 7XXX*	8H-05AFFM-S 8 7XXX*		

[Note] Design and specification are subject to change without notice.

└ Guided M8, G8 (Plastic) > Receptacle > Male Connector

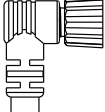
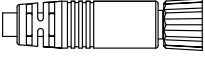





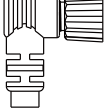




 Front Fastened Backshell: Hexagonal				
	Type	3A/60V	3A/60V	3A/30V
PCB Pin (180°)	8AP-02PMMP-SF7001	8AP-03PMMP-SF7001	8AP-04PMMP-SF7001	8AP-05PMMP-SF7001
Solder Pin	8AP-02PMMS-SF7001	8AP-03PMMS-SF7001	8AP-04PMMS-SF7001	8AP-05PMMS-SF7001
 Front Fastened Backshell: Hexagonal				
	Type	1.5A/30V	3A+1.5A/30V	
PCB Pin (180°)	8AP-06PMMP-SF7001	8HP-05PMMP-SF7001		
Solder Pin	8AP-06PMMS-SF7001	8HP-05PMMS-SF7001		

└ Guided M8, G8 (Plastic) > Overmolded with Cable > Male Connector

 Right Angle Straight				
	Type	3A/60V	3A/60V	3A/30V
With Strain Relief	8AP-02AMMM-S 87XXX*	8AP-03AMMM-S 87XXX*	8AP-04AMMM-S 87XXX*	8AP-05AMMM-S 87XXX*
 Right Angle Straight				
	Type	1.5A/30V	3A+1.5A/30V	
With Strain Relief	8AP-06AMMM-S 87XXX*	8HP-05AMMM-S 87XXX*		

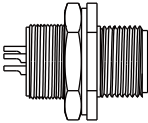
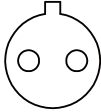
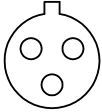
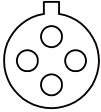
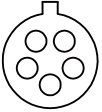
8 Right Angle (R) or Straight (L)  
 \* XXX: Choose the cable type and length:  
 - PVC: 1M (A01) / 2M (A02) / 5M (A05) / 10M (A10)  
 - PU: 1M (B01) / 2M (B02) / 5M (B05) / 10M (B10)

∟ Guided M8, G8 (Plastic) > Overmolded with Cable > Female Connector

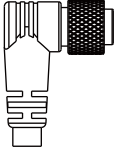
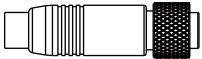




 <p>Right Angle</p>  <p>Straight</p> <hr/>  <p>Snap-In</p>				
<p>Type</p>	<p>3A/60V</p>	<p>3A/60V</p>	<p>3A/30V</p>	<p>1.5A/30V</p>
<p>With Strain Relief</p>	<p>8AP-02AFFM-S 8 7XXX*</p> <p>8AP-02AFFM-SL5XXX*</p>	<p>8AP-03AFFM-S 8 7XXX*</p> <p>8AP-03AFFM-SL5XXX*</p>	<p>8AP-04AFFM-S 8 7XXX*</p> <p>8AP-04AFFM-SL5XXX*</p>	<p>8AP-05AFFM-S 8 7XXX*</p> <p>8AP-05AFFM-SL5XXX*</p>
 <p>Right Angle</p>  <p>Straight</p> <hr/>  <p>Snap-In</p>		 <p>Hybrid</p>	<p>8 Right Angle (R) or Straight (L)</p> <p>* XXX: Choose the cable type and length:</p> <ul style="list-style-type: none"> <li>- PVC: 1M (A01) / 2M (A02) / 5M (A05) / 10M (A10)</li> <li>- PU: 1M (B01) / 2M (B02) / 5M (B05) / 10M (B10)</li> </ul>	
<p>Type</p>	<p>1.5A/30V</p>	<p>3A+1.5A/30V</p>		
<p>With Strain Relief</p>	<p>8AP-06AFFM-S 8 7XXX*</p> <p>8AP-06AFFM-SL5XXX*</p>	<p>8HP-05AFFM-S 8 7XXX*</p> <p>8HP-05AFFM-SL5XXX*</p>		

[Note] Design and specification are subject to change without notice.

∟ M10.5 (Metal) > Receptacle > Male Connector

 Rear Fastened Backshell: Hexagonal Backshell: Circular				
	Type	2A/30V	2A/30V	2A/30V
Backshell: Hexagonal Solder Pin (180°)	105-02PMFS-SH7001	105-03PMFS-SH7001	105-04PMFS-SH7001	105-05PMFS-SH7001
Backshell: Circular Solder Pin (180°)	105-02PMFS-SC7001	105-03PMFS-SC7001	105-04PMFS-SC7001	105-05PMFS-SC7001

∟ M10.5 (Metal) > Overmolded with Cable > Male Connector

 Right Angle  Straight				
	Type	2A/30V	2A/30V	2A/30V
With Strain Relief	105-02AFMM-S 8 7A <sup>XXX</sup> *	105-03AFMM-S 8 7A <sup>XXX</sup> *	105-04AFMM-S 8 7A <sup>XXX</sup> *	105-05AFMM-S 8 7A <sup>XXX</sup> *
Without Strain Relief	105-02BFMM-S 8 7A <sup>XXX</sup> *	105-03BFMM-S 8 7A <sup>XXX</sup> *	105-04BFMM-S 8 7A <sup>XXX</sup> *	105-05BFMM-S 8 7A <sup>XXX</sup> *

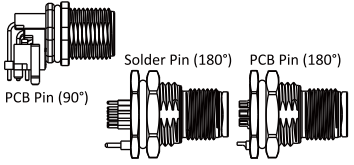
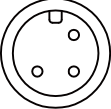
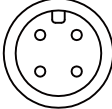
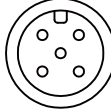
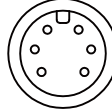
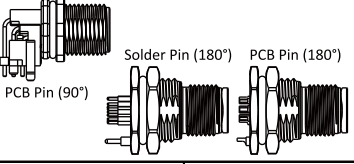
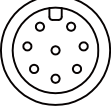
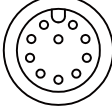
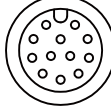
8 Right Angle (R) or Straight (L)

\* XXX: Choose the cable type and length:

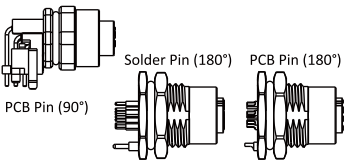
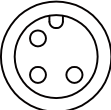
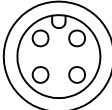
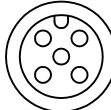
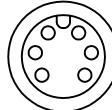
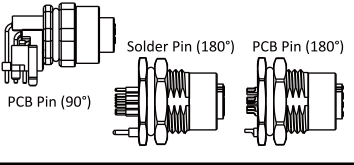
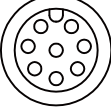
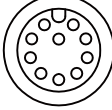
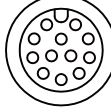
- PVC: 1M (A01) / 2M (A02) / 5M (A05) / 10M (A10)

- PU: 1M (B01) / 2M (B02) / 5M (B05) / 10M (B10)

∟ M12 A-Coded (Shielded) > Receptacle > Male Connector

					
Type	Mounting Thread	4A/250V	4A/250V	4A/60V	2A / 30V
PCB Pin (180°)	PG9	MSAS-03PMMP-SF8001	MSAS-04PMMP-SF8001	MSAS-05PMMP-SF8001	MSAS-06PMMP-SF8001
	M16.0	MSAS-03PMMP-SF8002	MSAS-04PMMP-SF8002	MSAS-05PMMP-SF8002	MSAS-06PMMP-SF8002
PCB Pin (90°)	M12	MSAS-03PMMR-SF7003	MSAS-04PMMR-SF7003	MSAS-05PMMR-SF7003	-
Solder Pin (180°)	PG9	MSAS-03PMMS-SF8001	MSAS-04PMMS-SF8001	MSAS-05PMMS-SF8001	MSAS-06PMMS-SF8001
	M16.0	MSAS-03PMMS-SF8002	MSAS-04PMMS-SF8002	MSAS-05PMMS-SF8002	MSAS-06PMMS-SF8002
					
Type	Mounting Thread	2A / 30V	1.5A / 30V	1.5A / 30V	
PCB Pin (180°)	PG9	MSAS-08PMMP-SF8001	MSAS-10PMMP-SF8001	MSAS-12PMMP-SF8001	
	M16.0	MSAS-08PMMP-SF8002	MSAS-10PMMP-SF8002	MSAS-12PMMP-SF8002	
PCB Pin (90°)	M12	MSAS-08PMMR-SF7003	-	-	
Solder Pin (180°)	PG9	MSAS-08PMMS-SF8001	MSAS-10PMMS-SF8001	MSAS-12PMMS-SF8001	
	M16.0	MSAS-08PMMS-SF8002	MSAS-10PMMS-SF8002	MSAS-12PMMS-SF8002	

∟ M12 A-Coded (Shielded) > Receptacle > Female Connector

					
Type	Mounting Thread	4A/250V	4A/250V	4A/60V	2A / 30V
PCB Pin (180°)	PG9	MSAS-03PFFP-SF8001	MSAS-04PFFP-SF8001	MSAS-05PFFP-SF8001	MSAS-06PFFP-SF8001
	M16.0	MSAS-03PFFP-SF8002	MSAS-04PFFP-SF8002	MSAS-05PFFP-SF8002	MSAS-06PFFP-SF8002
PCB Pin (90°)	M12	MSAS-03PFFR-SF7003	MSAS-04PFFR-SF7003	MSAS-05PFFR-SF7003	-
Solder Pin (180°)	PG9	MSAS-03PFFS-SF8001	MSAS-04PFFS-SF8001	MSAS-05PFFS-SF8001	MSAS-06PFFS-SF8001
	M16.0	MSAS-03PFFS-SF8002	MSAS-04PFFS-SF8002	MSAS-05PFFS-SF8002	MSAS-06PFFS-SF8002
					
Type	Mounting Thread	2A / 30V	1.5A / 30V	1.5A / 30V	
PCB Pin (180°)	PG9	MSAS-08PFFP-SF8001	MSAS-10PFFP-SF8001	MSAS-12PFFP-SF8001	
	M16.0	MSAS-08PFFP-SF8002	MSAS-10PFFP-SF8002	MSAS-12PFFP-SF8002	
PCB Pin (90°)	M12	MSAS-08PFFR-SF7003	-	-	
Solder Pin (180°)	PG9	MSAS-08PFFS-SF8001	MSAS-10PFFS-SF8001	MSAS-12PFFS-SF8001	
	M16.0	MSAS-08PFFS-SF8002	MSAS-10PFFS-SF8002	MSAS-12PFFS-SF8002	

[ Note ] Design and specification are subject to change without notice.



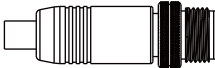
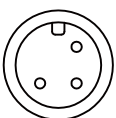
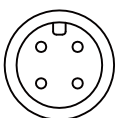
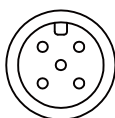
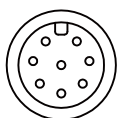
**M12 A-Coded (Shielded)**

Overmolded with Cable > Male / Female Connector

**IP 65 . 67 . 68**


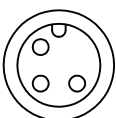
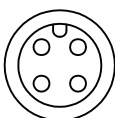
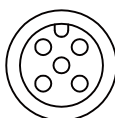
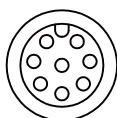
Receptacle | Unmated  
Overmolded with Cable | Mated  
Field Installable | Mated

∟ **M12 A-Coded (Shielded) > Overmolded with Cable > Male Connector**

 Straight				
Type	4A/250V	4A/250V	4A/60V	2A / 30V
Without Strain Relief	MSAS-03BMMM-SL7XXX*	MSAS-04BMMM-SL7XXX*	MSAS-05BMMM-SL7XXX*	MSAS-08BMMM-SL7XXX*

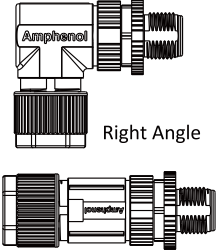
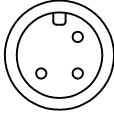
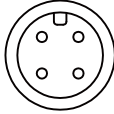
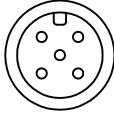
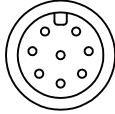
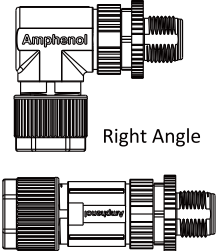
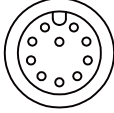
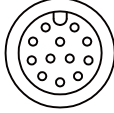
\* XXX: Choose the cable type and length:  
- PVC: 1M (A01) / 2M (A02) / 5M (A05) / 10M (A10)  
- PU: 1M (B01) / 2M (B02) / 5M (B05) / 10M (B10)

∟ **M12 A-Coded (Shielded) > Overmolded with Cable > Female Connector**

 Straight				
Type	4A/250V	4A/250V	4A/60V	2A / 30V
Without Strain Relief	MSAS-03BFFM-SL7XXX*	MSAS-04BFFM-SL7XXX*	MSAS-05BFFM-SL7XXX*	MSAS-08BFFM-SL7XXX*

\* XXX: Choose the cable type and length:  
- PVC: 1M (A01) / 2M (A02) / 5M (A05) / 10M (A10)  
- PU: 1M (B01) / 2M (B02) / 5M (B05) / 10M (B10)

∨ M12 A-Coded (Shielded) > Field Installable > Male Connector

 <p>Right Angle</p> <p>Straight</p>					
Type	Contact Type	4A/250V	4A/250V	4A/60V	2A / 30V
Without Strain Relief	Screw Type	MSAS-03BMMB-S <sup>8</sup> 7001	MSAS-04BMMB-S <sup>8</sup> 7001	MSAS-05BMMB-S <sup>8</sup> 7001	MSAS-08BMMB-S <sup>8</sup> 7001
		<sup>8</sup> Right Angle (R) or Straight (L)			
 <p>Right Angle</p> <p>Straight</p>					
Type	Contact Type	1.5A / 30V	1.5A / 30V		
Without Strain Relief	Screw Type	MSAS-10BMMB-S <sup>8</sup> 7001	MSAS-12BMMB-S <sup>8</sup> 7001		

【Note】 Design and specification are subject to change without notice.

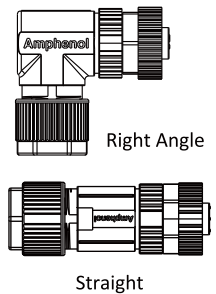
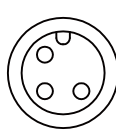
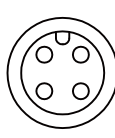
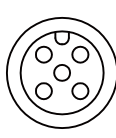
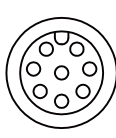
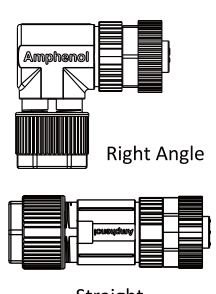
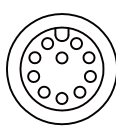
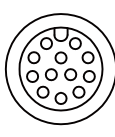
M12 A-Coded (Shielded)

Field Installable > Female Connector

IP 65 . 67 . 68

Receptacle | Unmated  
Overmolded with Cable | Mated  
Field Installable | Mated

≧ M12 A-Coded (Shielded) > Field Installable > Female Connector

 <p>Right Angle</p> <p>Straight</p>					
Type	Contact Type	4A/250V	4A/250V	4A/60V	2A/30V
Without Strain Relief	Screw Type	MSAS-03BFFB-S <b>8</b> 7001	MSAS-04BFFB-S <b>8</b> 7001	MSAS-05BFFB-S <b>8</b> 7001	MSAS-08BFFB-S <b>8</b> 7001
 <p>Right Angle</p> <p>Straight</p>				<b>8</b> Right Angle (R) or Straight (L)	
Type	Contact Type	1.5A/30V	1.5A/30V		
Without Strain Relief	Screw Type	MSAS-10BFFB-S <b>8</b> 7001	MSAS-12BFFB-S <b>8</b> 7001		

∟ M12 A-Coded (Metal Nut) > Receptacle > Male Connector

Backshell: Hexagonal					
Type	Mounting Thread	4A/250V	4A/250V	4A/60V	2A / 30V
PCB Pin (180°)	PG9	M12A-03PMMP-SF8001	M12A-04PMMP-SF8001	M12A-05PMMP-SF8001	M12A-06PMMP-SF8001
	M16.0	M12A-03PMMP-SF8002	M12A-04PMMP-SF8002	M12A-05PMMP-SF8002	M12A-06PMMP-SF8002
PCB Pin (90°)	M12	M12A-03PMMR-SF7003	M12A-04PMMR-SF7003	M12A-05PMMR-SF7003	-
	PG9	M12A-03PMMR-SF8001	M12A-04PMMR-SF8001	M12A-05PMMR-SF8001	-
Solder Pin (180°)	M16.0	M12A-03PMMR-SF8002	M12A-04PMMR-SF8002	M12A-05PMMR-SF8002	-
	PG9	M12A-03PMMS-S <sup>Ⓢ</sup> 8001	M12A-04PMMS-S <sup>Ⓢ</sup> 8001	M12A-05PMMS-S <sup>Ⓢ</sup> 8001	M12A-06PMMS-S <sup>Ⓢ</sup> 8001
M16.0	M12A-03PMMS-S <sup>Ⓢ</sup> 8002	M12A-04PMMS-S <sup>Ⓢ</sup> 8002	M12A-05PMMS-S <sup>Ⓢ</sup> 8002	M12A-06PMMS-S <sup>Ⓢ</sup> 8002	
Backshell: Hexagonal					
Type	Mounting Thread	2A / 30V	1.5A / 30V	1.5A / 30V	
PCB Pin (180°)	PG9	M12A-08PMMP-SF8001	M12A-10PMMP-SF8001	M12A-12PMMP-SF8001	
	M16.0	M12A-08PMMP-SF8002	M12A-10PMMP-SF8002	M12A-12PMMP-SF8002	
PCB Pin (90°)	M12	M12A-08PMMR-SF7003	-	-	
	PG9	-	-	-	
Solder Pin (180°)	M16.0	-	-	-	
	PG9	M12A-08PMMS-S <sup>Ⓢ</sup> 8001	M12A-10PMMS-S <sup>Ⓢ</sup> 8001	M12A-12PMMS-S <sup>Ⓢ</sup> 8001	
M16.0	M12A-08PMMS-S <sup>Ⓢ</sup> 8002	M12A-10PMMS-S <sup>Ⓢ</sup> 8002	M12A-12PMMS-S <sup>Ⓢ</sup> 8002		

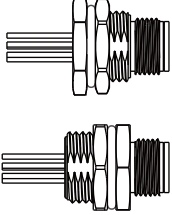
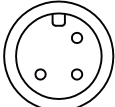
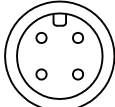
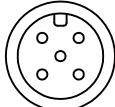
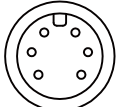
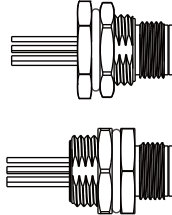
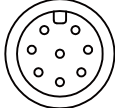

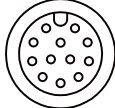
<sup>Ⓢ</sup> Front Fastened (F) or Rear Fastened (H)

∟ M12 A-Coded (Metal Nut) > Receptacle > Female Connector

Type	Mounting Thread	4A/250V	4A/250V	4A/60V	2A / 30V
PCB Pin (180°)	PG9	M12A-03PFFP-SF8001	M12A-04PFFP-SF8001	M12A-05PFFP-SF8001	M12A-06PFFP-SF8001
	M16.0	M12A-03PFFP-SF8002	M12A-04PFFP-SF8002	M12A-05PFFP-SF8002	M12A-06PFFP-SF8002
PCB Pin (90°)	M12	M12A-03PFFR-SF7003	M12A-04PFFR-SF7003	M12A-05PFFR-SF7003	-
	PG9	M12A-03PFFR-SF8001	M12A-04PFFR-SF8001	M12A-05PFFR-SF8001	-
Solder Pin (180°)	M16.0	M12A-03PFFR-SF8002	M12A-04PFFR-SF8002	M12A-05PFFR-SF8002	-
	PG9	M12A-03PFFS-S <sup>Ⓢ</sup> 8001	M12A-04PFFS-S <sup>Ⓢ</sup> 8001	M12A-05PFFS-S <sup>Ⓢ</sup> 8001	M12A-06PFFS-S <sup>Ⓢ</sup> 8001
Solder Pin (180°)	M16.0	M12A-03PFFS-S <sup>Ⓢ</sup> 8002	M12A-04PFFS-S <sup>Ⓢ</sup> 8002	M12A-05PFFS-S <sup>Ⓢ</sup> 8002	M12A-06PFFS-S <sup>Ⓢ</sup> 8002
Type	Mounting Thread	2A / 30V	1.5A / 30V	1.5A / 30V	
PCB Pin (180°)	PG9	M12A-08PFFP-SF8001	M12A-10PFFP-SF8001	M12A-12PFFP-SF8001	
	M16.0	M12A-08PFFP-SF8002	M12A-10PFFP-SF8002	M12A-12PFFP-SF8002	
PCB Pin (90°)	M12	M12A-08PFFR-SF7003	-	-	
	PG9	-	-	-	
Solder Pin (180°)	M16.0	-	-	-	
	PG9	M12A-08PFFS-S <sup>Ⓢ</sup> 8001	M12A-10PFFS-S <sup>Ⓢ</sup> 8001	M12A-12PFFS-S <sup>Ⓢ</sup> 8001	
Solder Pin (180°)	M16.0	M12A-08PFFS-S <sup>Ⓢ</sup> 8002	M12A-10PFFS-S <sup>Ⓢ</sup> 8002	M12A-12PFFS-S <sup>Ⓢ</sup> 8002	

<sup>Ⓢ</sup> Front Fastened (F) or Rear Fastened (H)

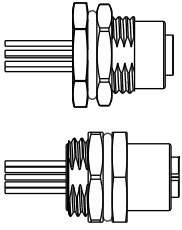
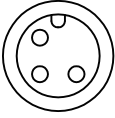
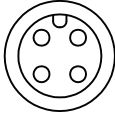

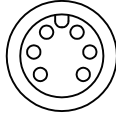
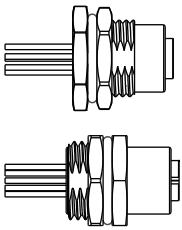
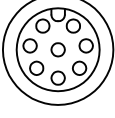
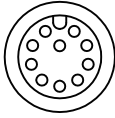
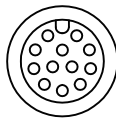
▾ M12 A-Coded (Metal Nut) > Receptacle with Wire Harness > Male Connector

					
Backshell: Hexagonal					
Wire Length (UL1007)*	Mounting Thread	4A/250V	4A/250V	4A/60V	2A / 30V
150mm	PG9	M12A-03PMMC-S <sup>(F)</sup> 8B15	M12A-04PMMC-S <sup>(F)</sup> 8B15	M12A-05PMMC-S <sup>(F)</sup> 8B15	M12A-06PMMS-S <sup>(F)</sup> 8B15
	M16.0	M12A-03PMMC-S <sup>(F)</sup> 8C15	M12A-04PMMC-S <sup>(F)</sup> 8C15	M12A-05PMMC-S <sup>(F)</sup> 8C15	M12A-06PMMS-S <sup>(F)</sup> 8C15
300mm	PG9	M12A-03PMMC-S <sup>(F)</sup> 8B30	M12A-04PMMC-S <sup>(F)</sup> 8B30	M12A-05PMMC-S <sup>(F)</sup> 8B30	M12A-06PMMS-S <sup>(F)</sup> 8B30
	M16.0	M12A-03PMMC-S <sup>(F)</sup> 8C30	M12A-04PMMC-S <sup>(F)</sup> 8C30	M12A-05PMMC-S <sup>(F)</sup> 8C30	M12A-06PMMS-S <sup>(F)</sup> 8C30
500mm	PG9	M12A-03PMMC-S <sup>(F)</sup> 8B50	M12A-04PMMC-S <sup>(F)</sup> 8B50	M12A-05PMMC-S <sup>(F)</sup> 8B50	M12A-06PMMS-S <sup>(F)</sup> 8B50
	M16.0	M12A-03PMMC-S <sup>(F)</sup> 8C50	M12A-04PMMC-S <sup>(F)</sup> 8C50	M12A-05PMMC-S <sup>(F)</sup> 8C50	M12A-06PMMS-S <sup>(F)</sup> 8C50
1000mm	PG9	M12A-03PMMC-S <sup>(F)</sup> 8BA0	M12A-04PMMC-S <sup>(F)</sup> 8BA0	M12A-05PMMC-S <sup>(F)</sup> 8BA0	M12A-06PMMS-S <sup>(F)</sup> 8BA0
	M16.0	M12A-03PMMC-S <sup>(F)</sup> 8CA0	M12A-04PMMC-S <sup>(F)</sup> 8CA0	M12A-05PMMC-S <sup>(F)</sup> 8CA0	M12A-06PMMS-S <sup>(F)</sup> 8CA0
1500mm	PG9	M12A-03PMMC-S <sup>(F)</sup> 8BA5	M12A-04PMMC-S <sup>(F)</sup> 8BA5	M12A-05PMMC-S <sup>(F)</sup> 8BA5	M12A-06PMMS-S <sup>(F)</sup> 8BA5
	M16.0	M12A-03PMMC-S <sup>(F)</sup> 8CA5	M12A-04PMMC-S <sup>(F)</sup> 8CA5	M12A-05PMMC-S <sup>(F)</sup> 8CA5	M12A-06PMMS-S <sup>(F)</sup> 8CA5
					
Backshell: Hexagonal					
Wire Length (UL1007)*	Mounting Thread	2A / 30V	1.5A / 30V	1.5A / 30V	
150mm	PG9	M12A-08PMMS-S <sup>(F)</sup> 8B15	M12A-10PMMS-S <sup>(F)</sup> 8B15	M12A-12PMMS-S <sup>(F)</sup> 8B15	
	M16.0	M12A-08PMMS-S <sup>(F)</sup> 8C15	M12A-10PMMS-S <sup>(F)</sup> 8C15	M12A-12PMMS-S <sup>(F)</sup> 8C15	
300mm	PG9	M12A-08PMMS-S <sup>(F)</sup> 8B30	M12A-10PMMS-S <sup>(F)</sup> 8B30	M12A-12PMMS-S <sup>(F)</sup> 8B30	
	M16.0	M12A-08PMMS-S <sup>(F)</sup> 8C30	M12A-10PMMS-S <sup>(F)</sup> 8C30	M12A-12PMMS-S <sup>(F)</sup> 8C30	
500mm	PG9	M12A-08PMMS-S <sup>(F)</sup> 8B50	M12A-10PMMS-S <sup>(F)</sup> 8B50	M12A-12PMMS-S <sup>(F)</sup> 8B50	
	M16.0	M12A-08PMMS-S <sup>(F)</sup> 8C50	M12A-10PMMS-S <sup>(F)</sup> 8C50	M12A-12PMMS-S <sup>(F)</sup> 8C50	
1000mm	PG9	M12A-08PMMS-S <sup>(F)</sup> 8BA0	M12A-10PMMS-S <sup>(F)</sup> 8BA0	M12A-12PMMS-S <sup>(F)</sup> 8BA0	
	M16.0	M12A-08PMMS-S <sup>(F)</sup> 8CA0	M12A-10PMMS-S <sup>(F)</sup> 8CA0	M12A-12PMMS-S <sup>(F)</sup> 8CA0	
1500mm	PG9	M12A-08PMMS-S <sup>(F)</sup> 8BA5	M12A-10PMMS-S <sup>(F)</sup> 8BA5	M12A-12PMMS-S <sup>(F)</sup> 8BA5	
	M16.0	M12A-08PMMS-S <sup>(F)</sup> 8CA5	M12A-10PMMS-S <sup>(F)</sup> 8CA5	M12A-12PMMS-S <sup>(F)</sup> 8CA5	

<sup>(F)</sup> Front Fastened (F) or Rear Fastened (H)

\* Other wire types are available upon request.

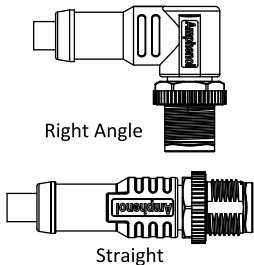
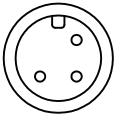
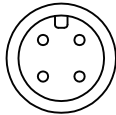
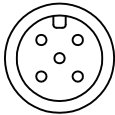
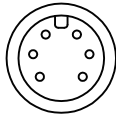
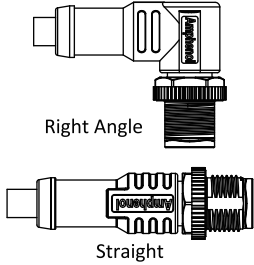
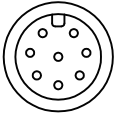
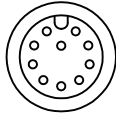
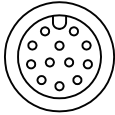
▾ M12 A-Coded (Metal Nut) > Receptacle with Wire Harness  
> Female Connector

					
Backshell: Hexagonal					
Wire Length (UL1007)*	Mounting Thread	4A/250V	4A/250V	4A/60V	2A / 30V
150mm	PG9	M12A-03PFFC-S <sup>F</sup> 8B15	M12A-04PFFC-S <sup>F</sup> 8B15	M12A-05PFFC-S <sup>F</sup> 8B15	M12A-06PFFS-S <sup>F</sup> 8B15
	M16.0	M12A-03PFFC-S <sup>F</sup> 8C15	M12A-04PFFC-S <sup>F</sup> 8C15	M12A-05PFFC-S <sup>F</sup> 8C15	M12A-06PFFS-S <sup>F</sup> 8C15
300mm	PG9	M12A-03PFFC-S <sup>F</sup> 8B30	M12A-04PFFC-S <sup>F</sup> 8B30	M12A-05PFFC-S <sup>F</sup> 8B30	M12A-06PFFS-S <sup>F</sup> 8B30
	M16.0	M12A-03PFFC-S <sup>F</sup> 8C30	M12A-04PFFC-S <sup>F</sup> 8C30	M12A-05PFFC-S <sup>F</sup> 8C30	M12A-06PFFS-S <sup>F</sup> 8C30
500mm	PG9	M12A-03PFFC-S <sup>F</sup> 8B50	M12A-04PFFC-S <sup>F</sup> 8B50	M12A-05PFFC-S <sup>F</sup> 8B50	M12A-06PFFS-S <sup>F</sup> 8B50
	M16.0	M12A-03PFFC-S <sup>F</sup> 8C50	M12A-04PFFC-S <sup>F</sup> 8C50	M12A-05PFFC-S <sup>F</sup> 8C50	M12A-06PFFS-S <sup>F</sup> 8C50
1000mm	PG9	M12A-03PFFC-S <sup>F</sup> 8BA0	M12A-04PFFC-S <sup>F</sup> 8BA0	M12A-05PFFC-S <sup>F</sup> 8BA0	M12A-06PFFS-S <sup>F</sup> 8BA0
	M16.0	M12A-03PFFC-S <sup>F</sup> 8CA0	M12A-04PFFC-S <sup>F</sup> 8CA0	M12A-05PFFC-S <sup>F</sup> 8CA0	M12A-06PFFS-S <sup>F</sup> 8CA0
1500mm	PG9	M12A-03PFFC-S <sup>F</sup> 8BA5	M12A-04PFFC-S <sup>F</sup> 8BA5	M12A-05PFFC-S <sup>F</sup> 8BA5	M12A-06PFFS-S <sup>F</sup> 8BA5
	M16.0	M12A-03PFFC-S <sup>F</sup> 8CA5	M12A-04PFFC-S <sup>F</sup> 8CA5	M12A-05PFFC-S <sup>F</sup> 8CA5	M12A-06PFFS-S <sup>F</sup> 8CA5
					
Backshell: Hexagonal					
Wire Length (UL1007)*	Mounting Thread	2A / 30V	1.5A / 30V	1.5A / 30V	
150mm	PG9	M12A-08PFFS-S <sup>F</sup> 8B15	M12A-10PFFS-S <sup>F</sup> 8B15	M12A-12PFFS-S <sup>F</sup> 8B15	
	M16.0	M12A-08PFFS-S <sup>F</sup> 8C15	M12A-10PFFS-S <sup>F</sup> 8C15	M12A-12PFFS-S <sup>F</sup> 8C15	
300mm	PG9	M12A-08PFFS-S <sup>F</sup> 8B30	M12A-10PFFS-S <sup>F</sup> 8B30	M12A-12PFFS-S <sup>F</sup> 8B30	
	M16.0	M12A-08PFFS-S <sup>F</sup> 8C30	M12A-10PFFS-S <sup>F</sup> 8C30	M12A-12PFFS-S <sup>F</sup> 8C30	
500mm	PG9	M12A-08PFFS-S <sup>F</sup> 8B50	M12A-10PFFS-S <sup>F</sup> 8B50	M12A-12PFFS-S <sup>F</sup> 8B50	
	M16.0	M12A-08PFFS-S <sup>F</sup> 8C50	M12A-10PFFS-S <sup>F</sup> 8C50	M12A-12PFFS-S <sup>F</sup> 8C50	
1000mm	PG9	M12A-08PFFS-S <sup>F</sup> 8BA0	M12A-10PFFS-S <sup>F</sup> 8BA0	M12A-12PFFS-S <sup>F</sup> 8BA0	
	M16.0	M12A-08PFFS-S <sup>F</sup> 8CA0	M12A-10PFFS-S <sup>F</sup> 8CA0	M12A-12PFFS-S <sup>F</sup> 8CA0	
1500mm	PG9	M12A-08PFFS-S <sup>F</sup> 8BA5	M12A-10PFFS-S <sup>F</sup> 8BA5	M12A-12PFFS-S <sup>F</sup> 8BA5	
	M16.0	M12A-08PFFS-S <sup>F</sup> 8CA5	M12A-10PFFS-S <sup>F</sup> 8CA5	M12A-12PFFS-S <sup>F</sup> 8CA5	

<sup>F</sup> Front Fastened (F) or Rear Fastened (H)

[Note] Design and specification are subject to change without notice.

∟ M12 A-Coded (Metal Nut) > Overmolded with Cable > Male Connector

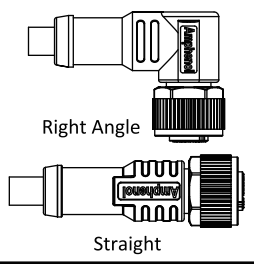
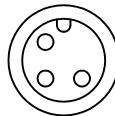
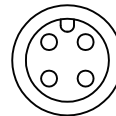
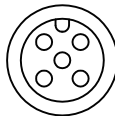
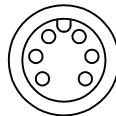
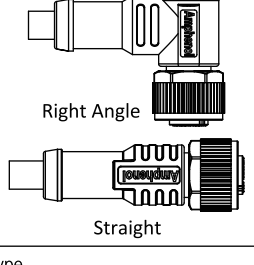
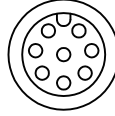
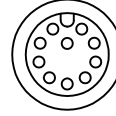
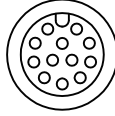
 <p>Right Angle</p> <p>Straight</p>				
	Type	4A/250V	4A/250V	4A/60V
Without Strain Relief	M12A-03BMMM-S 8 XXX*	M12A-04BMMM-S 8 XXX*	M12A-05BMMM-S 8 XXX*	M12A-06BMMM-S 8 XXX*
 <p>Right Angle</p> <p>Straight</p>				
	Type	4A/250V	4A/250V	4A/60V
Without Strain Relief	M12A-08BMMM-S 8 XXX*	M12A-10BMMM-S 8 XXX*	M12A-12BMMM-S 8 XXX*	

8 Straight (L) or Right Angle (R)

\* XXX: Choose the cable type and length:

- PVC(UL2517 Yellow): 1M (A01) / 2M (A02) / 5M (A05) / 10M (A10)
- PU(UL20549 Black): 1M (B01) / 2M (B02) / 5M (B05) / 10M (B10)
- PVC(UL2517 Black): 1M (D01) / 2M (D02) / 5M (D05) / 10M (D10)

∟ M12 A-Coded (Metal Nut) > Overmolded with Cable > Female Connector

 <p>Right Angle</p> <p>Straight</p>				
	Type	4A/250V	4A/250V	4A/60V
Without Strain Relief	M12A-03BFFM-S 8 XXX*	M12A-04BFFM-S 8 XXX*	M12A-05BFFM-S 8 XXX*	M12A-06BFFM-S 8 XXX*
 <p>Right Angle</p> <p>Straight</p>				
	Type	4A/250V	4A/250V	4A/60V
Without Strain Relief	M12A-08BFFM-S 8 XXX*	M12A-10BFFM-S 8 XXX*	M12A-12BFFM-S 8 XXX*	

8 Straight (L) or Right Angle (R)

\* XXX: Choose the cable type and length:

- PVC(UL2517 Yellow): 1M (A01) / 2M (A02) / 5M (A05) / 10M (A10)
- PU(UL20549 Black): 1M (B01) / 2M (B02) / 5M (B05) / 10M (B10)
- PVC(UL2517 Black): 1M (D01) / 2M (D02) / 5M (D05) / 10M (D10)



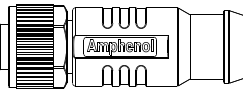
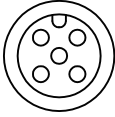
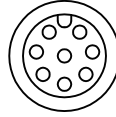
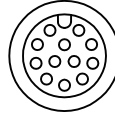
**M12 A-Coded (Metal Nut)**

Overmolded with Cable > Female Connector

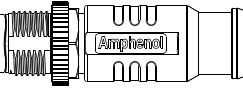
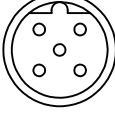
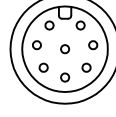

**IP 65 . 67 . 68**

Receptacle | Unmated  
Overmolded with Cable | Mated  
Field Installable | Mated

∟ **M12 A-Coded (Metal Nut) > Overmolded with Cable > Female Connector**

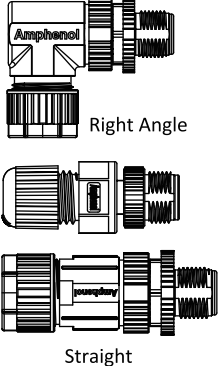
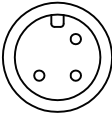
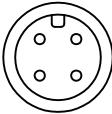
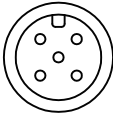
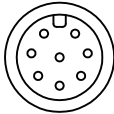
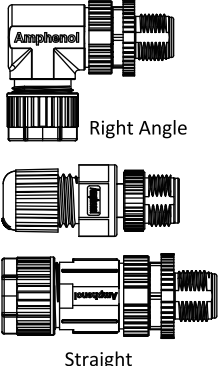
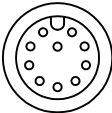
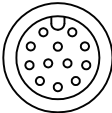
			
Type	4A/60V	2A / 30V	1.5A / 30V
Without Strain Relief	MSAS-05BFFM-SL8D01	MSAS-08BFFM-SL8D01	MSAS-12BFFM-SL8D01

∟ **M12 A-Coded (Metal Nut) > Overmolded with Cable > Male Connector**

			
Type	4A/60V	2A / 30V	1.5A / 30V
Without Strain Relief	MSAS-05BMMM-SL8D01	MSAS-08BMMM-SL8D01	MSAS-12BMMM-SL8D01

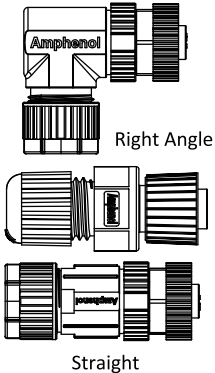
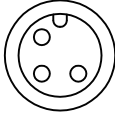
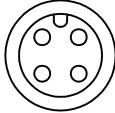

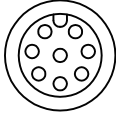
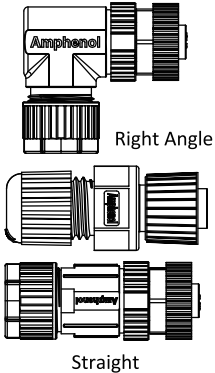
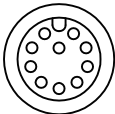
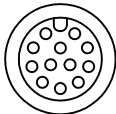
【Note】 Design and specification are subject to change without notice.

∨ M12 A-Coded (Metal Nut) > Field Installable > Male Connector

 <p>Right Angle</p> <p>Straight</p>					
Type	Contact Type	4A/250V	4A/250V	4A/60V	2A / 30V
Without Strain Relief	Solder Type	12-03BMMA-SL8001	12-04BMMA-SL8001	12-05BMMA-SL8001	12-08BMMA-SL8001
	Screw Type	M12A-03BMMB-S ⑧ 7001	M12A-04BMMB-S ⑧ 7001	M12A-05BMMB-S ⑧ 7001	M12A-08BMMB-S ⑧ 7001
 <p>Right Angle</p> <p>Straight</p>				⑧ Straight (L) or Right Angle (R)	
Type	Contact Type	1.5A / 30V	1.5A / 30V		
Without Strain Relief	Solder Type	M12A-10BMMA-S ⑧ 7001	M12A-12BMMA-S ⑧ 7001		
	Screw Type	-	-		

【Note】 Design and specification are subject to change without notice.

↳ M12 A-Coded (Metal Nut) > Field Installable > Female Connector

 <p>Right Angle</p> <p>Straight</p>					
Type	Contact Type	4A/250V	4A/250V	4A/60V	2A / 30V
Without Strain Relief	Solder Type	12-03BFFA-SL8001	12-04BFFA-SL8001	12-05BFFA-SL8001	12-08BFFA-SL8001
	Screw Type	M12A-03BFFB-S ⑧ 7001	M12A-04BFFB-S ⑧ 7001	M12A-05BFFB-S ⑧ 7001	M12A-08BFFB-S ⑧ 7001
 <p>Right Angle</p> <p>Straight</p>					
Type	Contact Type	1.5A / 30V	1.5A / 30V		
Without Strain Relief	Solder Type	M12A-10BFFA-S ⑧ 7001	M12A-12BFFA-S ⑧ 7001		
	Screw Type	-	-		

⑧ Straight (L) or Right Angle (R)

➤ M12 A-Coded (Plastic) > Receptacle > Male Connector > Front Fastened

<p>Backshell: Hexagonal Front Fastened</p>				
Type	Mounting Thread	4A/250V	4A/250V	4A/60V
Solder Pin (90°)	M12	MSAP-03PMMR-SF8003	MSAP-04PMMR-SF8003	MSAP-05PMMR-SF8003

➤ M12 A-Coded (Plastic) > Receptacle > Female Connector

<p>Backshell: Hexagonal Front Fastened</p>					
Type	Mounting Thread	4A/250V	4A/250V	4A/60V	2A / 30V
PCB Pin (180°)	M16.0	MSAP-03PFFP-SF8002	MSAP-04PFFP-SF8002	MSAP-05PFFP-SF8002	MSAP-08PFFP-SF8002
PCB Pin (90°)	M16.0	MSAP-03PFFR-SF8002	MSAP-04PFFR-SF8002	MSAP-05PFFR-SF8002	-
Solder Pin (180°)	M16.0	MSAP-03PFFS-SF8002	MSAP-04PFFS-SF8002	MSAP-05PFFS-SF8002	MSAP-08PFFS-SF8002

➤ M12 A-Coded (Plastic) > Overmolded with Cable > Male Connector

<p>Right Angle Straight</p>					
Type		4A/250V	4A/250V	4A/60V	2A/30V
Without Strain Relief		MSAP-03BMMM-S 8XXX*	MSAP-04BMMM-S 8XXX*	MSAP-05BMMM-S 8XXX*	MSAP-06BMMM-S 8XXX*
<p>Right Angle Straight</p>					
Type		2A/30V	1.5A/30V	1.5A/30V	
Without Strain Relief		MSAP-08BMMM-S 8XXX*	MSAP-10BMMM-S 8XXX*	MSAP-12BMMM-S 8XXX*	

8 Right Angle (R) or Straight (L)

\* XXX: Choose the cable type and length:

- PVC: 1M (A01) / 2M (A02) / 5M (A05) / 10M (A10)

- PU: 1M (B01) / 2M (B02) / 5M (B05) / 10M (B10)

[Note] Design and specification are subject to change without notice.

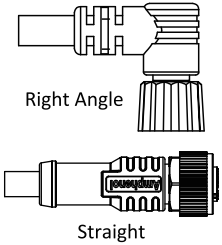
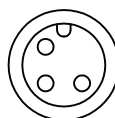
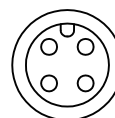
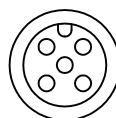
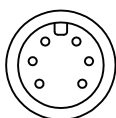
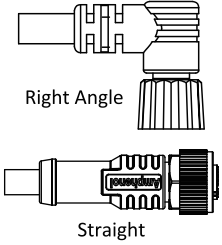
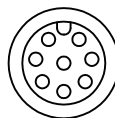
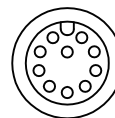
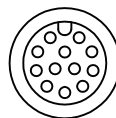
**M12 A-Coded (Plastic)**

Overmolded with Cable > Female Connector

**IP 65 . 67 . 68**

Receptacle | Unmated  
Overmolded with Cable | Mated  
Field Installable | Mated

↳ **M12 A-Coded (Plastic) > Overmolded with Cable > Female Connector**

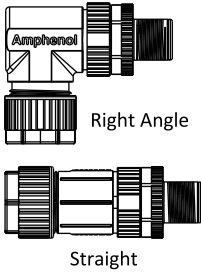
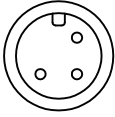
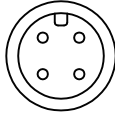
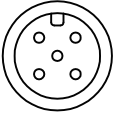
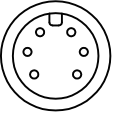
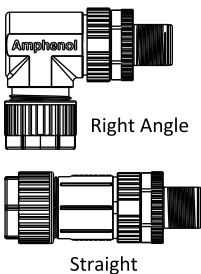
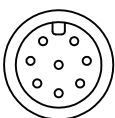
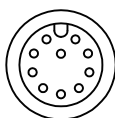
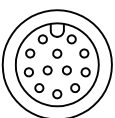
 <p>Right Angle</p> <p>Straight</p>				
Type	4A/250V	4A/250V	4A/60V	2A/30V
Without Strain Relief	MSAP-03BFFM-S 8XXX*	MSAP-04BFFM-S 8XXX*	MSAP-05BFFM-S 8XXX*	MSAP-06BFFM-S 8XXX*
 <p>Right Angle</p> <p>Straight</p>				
Type	2A/30V	1.5A/30V	1.5A/30V	
Without Strain Relief	MSAP-08BFFM-S 8XXX*	MSAP-10BFFM-S 8XXX*	MSAP-12BFFM-S 8XXX*	

8 Right Angle (R) or Straight (L)

\* XXX: Choose the cable type and length:

- PVC: 1M (A01) / 2M (A02) / 5M (A05) / 10M (A10)
- PU: 1M (B01) / 2M (B02) / 5M (B05) / 10M (B10)

≧ M12 A-Coded (Plastic) > Field Installable > Male Connector

 <p>Right Angle</p> <p>Straight</p>					
Type	Contact Type	4A/250V	4A/250V	4A/60V	2A/30V
Without Strain Relief	Solder Type	12P-03BMMA-SL8001	12P-04BMMA-SL8001	12P-05BMMA-SL8001	—
	Screw Type	MSAP-03BMMB-S 87001	MSAP-04BMMB-S 87001	MSAP-05BMMB-S 87001	—
 <p>Right Angle</p> <p>Straight</p>					
Type	Contact Type	2A/30V	1.5A/30V	1.5A/30V	
Without Strain Relief	Solder Type	12P-08BMMA-SL8001	MSAP-10BMMA-S 87001	MSAP-12BMMA-S 87001	
	Screw Type	MSAP-08BMMA-S 88001	—	—	

8 Right Angle (R) or Straight (L)

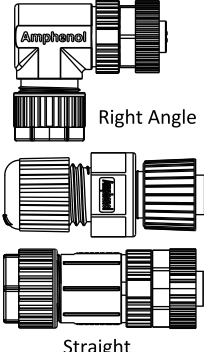
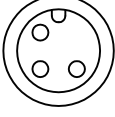
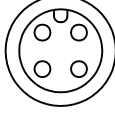
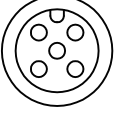
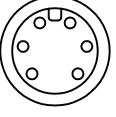
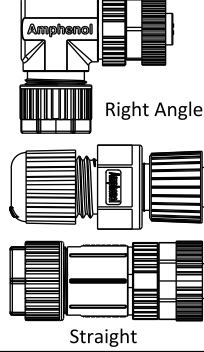
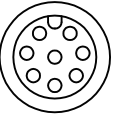
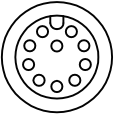
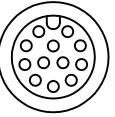
[ Note ] Design and specification are subject to change without notice.

# M Series Sensor Connector | Find Our Standard Products

## M12 A-Coded (Plastic)

Field Installable > Female Connector

### ∟ M12 A-Coded (Plastic) > Field Installable > Female Connector

 <p>Right Angle</p> <p>Straight</p>					
Type	Contact Type	4A/250V	4A/250V	4A/60V	2A/30V
Without Strain Relief	Solder Type	12P-03BFFA-SL8001	12P-04BFFA-SL8001	12P-05BFFA-SL8001	-
	Screw Type	MSAP-03BFFB-S <b>8</b> 7001	MSAP-04BFFB-S <b>8</b> 7001	MSAP-05BFFB-S <b>8</b> 7001	-
 <p>Right Angle</p> <p>Straight</p>					
Type	Contact Type	2A/30V	1.5A/30V	1.5A/30V	
Without Strain Relief	Solder Type	12P-08BFFA-SL8001	MSAP-10BFFA-S <b>8</b> 7001	MSAP-12BFFA-S <b>8</b> 7001	
	Screw Type	MSAP-08BFFA-S <b>8</b> 8001	-	-	

**8** Right Angle (R) or Straight (L)

[Note] Design and specification are subject to change without notice.

∨ M12 A-Coded (SMT) > Receptacle > Male Connector

Type	Mounting Thread	4A/250V	4A/60V	2A/30V
Without Strain Relief	SMT Type	MSAS-04PMMT-EE8001	MSAS-05PMMT-EE8001	MSAS-08PMMT-EE8001

∨ M12 A-Coded (SMT) > Receptacle > Female Connector

Type	Mounting Thread	4A/250V	4A/60V	2A/30V
Without Strain Relief	SMT Type	MSAS-04PFFT-EE8001	MSAS-05PFFT-EE8001	MSAS-08PFFT-EE8001



▾ M12 B-Coded (Shielded) > Receptacle > Male Connector

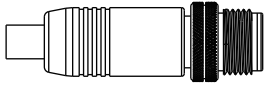
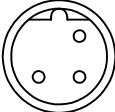
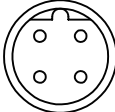
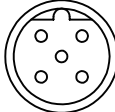
Type	Mounting Thread	4A/250V	4A/250V	4A/60V
PCB Pin (180°)	PG9	MSBS-03PMMP-SF8001	MSBS-04PMMP-SF8001	MSBS-05PMMP-SF8001
	M16.0	MSBS-03PMMP-SF8002	MSBS-04PMMP-SF8002	MSBS-05PMMP-SF8002
PCB Pin (90°)	M12	-	-	MSBS-05PMMR-SF7003
Solder Pin (180°)	PG9	MSBS-03PMMS-SF8001	MSBS-04PMMS-SF8001	MSBS-05PMMS-SF8001
	M16.0	MSBS-03PMMS-SF8002	MSBS-04PMMS-SF8002	MSBS-05PMMS-SF8002

▾ M12 B-Coded (Shielded) > Receptacle > Female Connector

Type	Mounting Thread	4A/250V	4A/250V	4A/60V
PCB Pin (180°)	PG9	MSBS-03PFFP-SF8001	MSBS-04PFFP-SF8001	MSBS-05PFFP-SF8001
	M16.0	MSBS-03PFFP-SF8002	MSBS-04PFFP-SF8002	MSBS-05PFFP-SF8002
PCB Pin (90°)	M12	-	-	MSBS-05PFFR-SF7003
Solder Pin (180°)	PG9	MSBS-03PFFS-SF8001	MSBS-04PFFS-SF8001	MSBS-05PFFS-SF8001
	M16.0	MSBS-03PFFS-SF8002	MSBS-04PFFS-SF8002	MSBS-05PFFS-SF8002

[ Note ] Design and specification are subject to change without notice.

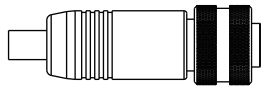
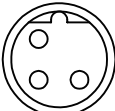
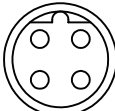

➤ **M12 B-Coded (Shielded) > Overmolded with Cable > Male Connector**

 Straight			
Type	4A/250V	4A/250V	4A/60V
Without Strain Relief	-	-	MSBS-05BMMM-SL7XXX*

\* XXX: Choose the cable type and length:

- PVC (UL2517 Yellow): 1M (A01) / 2M (A02) / 5M (A05) / 10M (A10)
- PU (UL20549 Black): 1M (B01) / 2M (B02) / 5M (B05) / 10M (B10)

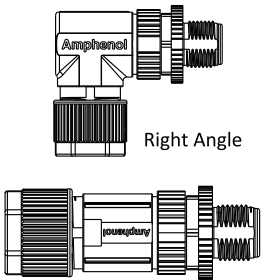
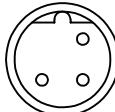
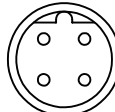
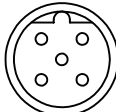
➤ **M12 B-Coded (Shielded) > Overmolded with Cable > Female Connector**

 Straight			
Type	4A/250V	4A/250V	4A/60V
Without Strain Relief	-	-	MSBS-05BFFM-SL7XXX*

\* XXX: Choose the cable type and length:

- PVC (UL2517 Yellow): 1M (A01) / 2M (A02) / 5M (A05) / 10M (A10)
- PU (UL20549 Black): 1M (B01) / 2M (B02) / 5M (B05) / 10M (B10)

➤ **M12 B-Coded (Shielded) > Field Installable > Male Connector**

 Right Angle Straight				
Type	Contact Type	4A/250V	4A/250V	4A/60V
Without Strain Relief	Screw Type	-	-	MSBS-05BMMB-S <sup>8</sup> 7001

<sup>8</sup> Right Angle (R) or Straight (L)

∟ M12 B-Coded (Shielded) > Field Installable > Female Connector

<p>Right Angle</p> <p>Straight</p>				
Type	Contact Type	4A/250V	4A/250V	4A/60V
Without Strain Relief	Screw Type	-	-	MSBS-05BFFB-S 8 7001

8 Right Angle (R) or Straight (L)

∟ M12 B-Coded (Metal Nut) > Receptacle > Male Connector

<p>PCB (90°)</p> <p>PCB (180°)</p> <p>Solder (180°)</p>				
Backshell: Hexagonal				
Type	Mounting Thread	4A/250V	4A/250V	4A/60V
PCB Pin (180°)	PG9	M12B-03PMMP-SF8001	M12B-04PMMP-SF8001	M12B-05PMMP-SF8001
	M16.0	M12B-03PMMP-SF8002	M12B-04PMMP-SF8002	M12B-05PMMP-SF8001
PCB Pin (90°)	M12	-	-	M12B-05PMMP-SF7003
	PG9	-	-	M12B-05PMMP-SF8001
Solder Pin (180°)	M16.0	-	-	M12B-05PMMP-SF8002
	PG9	M12B-03PMMS-S 8 8001	M12B-04PMMS-S 8 8001	M12B-05PMMS-S 8 8001
	M16.0	M12B-03PMMS-S 8 8002	M12B-04PMMS-S 8 8002	M12B-05PMMS-S 8 8002

8 Front Fastened (F) or Rear Fastened (H)

[Note] Design and specification are subject to change without notice.

≧ M12 B-Coded (Metal Nut) > Receptacle > Female Connector

Type	Mounting Thread	4A/250V	4A/250V	4A/60V
PCB Pin (180°)	PG9	M12B-03PFFP-SF8001	M12B-04PFFP-SF8001	M12B-05PFFP-SF8001
	M16.0	M12B-03PFFP-SF8002	M12B-04PFFP-SF8002	M12B-05PFFP-SF8001
PCB Pin (90°)	M12	-	-	M12B-05PFFR-SF7003
	PG9	-	-	M12B-05PFFR-SF8001
	M16.0	-	-	M12B-05PFFR-SF8002
Solder Pin (180°)	PG9	M12B-03PFFS-S <sup>8</sup> 8001	M12B-04PFFS-S <sup>8</sup> 8001	M12B-05PFFS-S <sup>8</sup> 8001
	M16.0	M12B-03PFFS-S <sup>8</sup> 8002	M12B-04PFFS-S <sup>8</sup> 8002	M12B-05PFFS-S <sup>8</sup> 8002

<sup>8</sup> Front Fastened (F) or Rear Fastened (H)

≧ M12 B-Coded (Metal Nut) > Receptacle with Wire Harness > Male Connector

Wire Length (UL1007)*	Mounting Thread	4A/250V	4A/250V	4A/60V
150mm	PG9	M12B-03PMMC-S <sup>8</sup> 8B15	M12B-04PMMC-S <sup>8</sup> 8B15	M12B-05PMMC-S <sup>8</sup> 8B15
	M16.0	M12B-03PMMC-S <sup>8</sup> 8C15	M12B-04PMMC-S <sup>8</sup> 8C15	M12B-05PMMC-S <sup>8</sup> 8C15
300mm	PG9	M12B-03PMMC-S <sup>8</sup> 8B30	M12B-04PMMC-S <sup>8</sup> 8B30	M12B-05PMMC-S <sup>8</sup> 8B30
	M16.0	M12B-03PMMC-S <sup>8</sup> 8C30	M12B-04PMMC-S <sup>8</sup> 8C30	M12B-05PMMC-S <sup>8</sup> 8C30
500mm	PG9	M12B-03PMMC-S <sup>8</sup> 8B50	M12B-04PMMC-S <sup>8</sup> 8B50	M12B-05PMMC-S <sup>8</sup> 8B50
	M16.0	M12B-03PMMC-S <sup>8</sup> 8C50	M12B-04PMMC-S <sup>8</sup> 8C50	M12B-05PMMC-S <sup>8</sup> 8C50
1000mm	PG9	M12B-03PMMC-S <sup>8</sup> 8BA0	M12B-04PMMC-S <sup>8</sup> 8BA0	M12B-05PMMC-S <sup>8</sup> 8BA0
	M16.0	M12B-03PMMC-S <sup>8</sup> 8CA0	M12B-04PMMC-S <sup>8</sup> 8CA0	M12B-05PMMC-S <sup>8</sup> 8CA0
1500mm	PG9	M12B-03PMMC-S <sup>8</sup> 8BA5	M12B-04PMMC-S <sup>8</sup> 8BA5	M12B-05PMMC-S <sup>8</sup> 8BA5
	M16.0	M12B-03PMMC-S <sup>8</sup> 8CA5	M12B-04PMMC-S <sup>8</sup> 8CA5	M12B-05PMMC-S <sup>8</sup> 8CA5

<sup>8</sup> Front Fastened (F) or Rear Fastened (H)

\* Other wire types are available upon request.

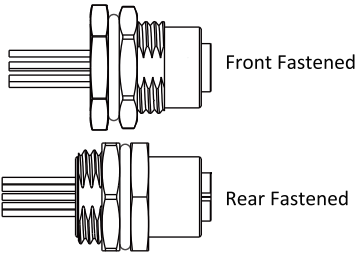
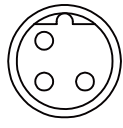
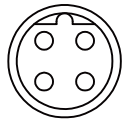

**M12 B-Coded (Metal Nut)**

Receptacle with Wire Harness > Female Connector | Overmolded with Cable > Male Connector

**IP 65 . 67 . 68**

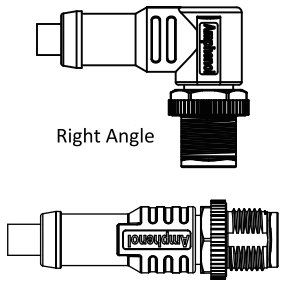
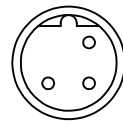
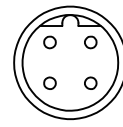
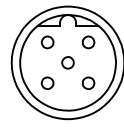
Receptacle | Unmated  
Overmolded with Cable | Mated  
Field Installable | Mated

➤ **M12 B-Code (Metal Nut) > Receptacle with Wire Harness > Female Connector**

 <p>Front Fastened</p> <p>Rear Fastened</p>				
Backshell: Hexagonal				
Wire Length (UL1007)*	Mounting Thread	4A/250V	4A/250V	4A/60V
150mm	PG9	M12B-03PFFC-S 8B15	M12B-04PFFC-S 8B15	M12B-05PFFC-S 8B15
	M16.0	M12B-03PFFC-S 8C15	M12B-04PFFC-S 8C15	M12B-05PFFC-S 8C15
300mm	PG9	M12B-03PFFC-S 8B30	M12B-04PFFC-S 8B30	M12B-05PFFC-S 8B30
	M16.0	M12B-03PFFC-S 8C30	M12B-04PFFC-S 8C30	M12B-05PFFC-S 8C30
500mm	PG9	M12B-03PFFC-S 8B50	M12B-04PFFC-S 8B50	M12B-05PFFC-S 8B50
	M16.0	M12B-03PFFC-S 8C50	M12B-04PFFC-S 8C50	M12B-05PFFC-S 8C50
1000mm	PG9	M12B-03PFFC-S 8BA0	M12B-04PFFC-S 8BA0	M12B-05PFFC-S 8BA0
	M16.0	M12B-03PFFC-S 8CA0	M12B-04PFFC-S 8CA0	M12B-05PFFC-S 8CA0
1500mm	PG9	M12B-03PFFC-S 8BA5	M12B-04PFFC-S 8BA5	M12B-05PFFC-S 8BA5
	M16.0	M12B-03PFFC-S 8CA5	M12B-04PFFC-S 8CA5	M12B-05PFFC-S 8CA5

8 Front Fastened (F) or Rear Fastened (H)

➤ **M12 B-Coded (Metal Nut) > Overmolded with Cable > Male Connector**

 <p>Right Angle</p> <p>Straight</p>				
Type		4A/250V	4A/250V	4A/60V
Without Strain Relief		M12B-03BMMM-S 8XXX*	M12B-04BMMM-S 8XXX*	M12B-05BMMM-S 8XXX*

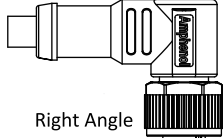
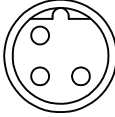
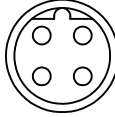

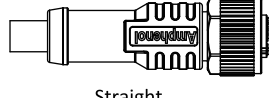
8 Right Angle (R) or Straight (L)

\* XXX: Choose the cable type and length:

- PVC(UL2517 Yellow): 1M (A01) / 2M (A02) / 5M (A05) / 10M (A10)
- PU(UL20549 Black): 1M (B01) / 2M (B02) / 5M (B05) / 10M (B10)
- PVC(UL2517 Black): 1M (D01) / 2M (D02) / 5M (D05) / 10M (D10)

[Note] Design and specification are subject to change without notice.

➤ **M12 B-Coded (Metal Nut) > Overmolded with Cable > Female Connector**

 <p>Right Angle</p>				
 <p>Straight</p>				
Type		4A/250V	4A/250V	4A/60V
Without Strain Relief		M12B-03BFFM-S 8XXX*	M12B-04BFFM-S 8XXX*	M12B-05BFFM-S 8XXX*

8 Right Angle (R) or Straight (L)

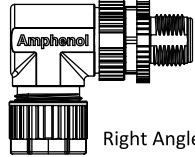
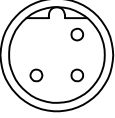
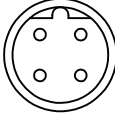
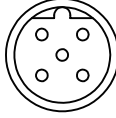
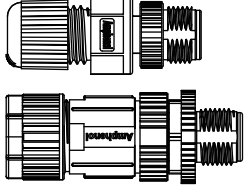
\* XXX: Choose the cable type and length:

- PVC(UL2517 Yellow): 1M (A01) / 2M (A02) / 5M (A05) / 10M (A10)

- PU(UL20549 Black): 1M (B01) / 2M (B02) / 5M (B05) / 10M (B10)

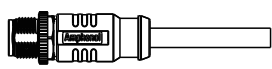

- PVC(UL2517 Black): 1M (D01) / 2M (D02) / 5M (D05) / 10M (D10)

➤ **M12 B-Coded (Metal Nut) > Field Installable > Male Connector**

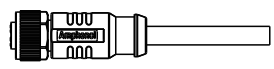
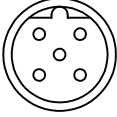
 <p>Right Angle</p>				
 <p>Straight</p>				
Type	Contact Type	4A/250V	4A/250V	4A/60V
Without Strain Relief	Solder Type	12B-03BMMA-SL8001	12B-04BMMA-SL8001	12B-05BMMA-SL8001
	Screw Type	-	-	M12B-05BMMS-S 87001

8 Right Angle (R) or Straight (L)

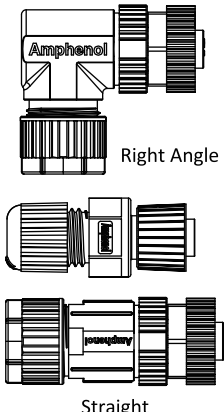
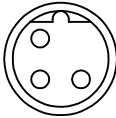
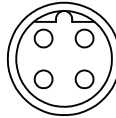
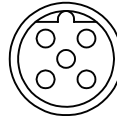
➤ **M12 B-Coded (Metal Nut) > Overmolded with Cable > Female Connector**

	
Type	4A/60V
Without Strain Relief	MSBS-05BFFM-SL8D01

➤ **M12 B-Coded (Metal Nut) > Overmolded with Cable > Male Connector**

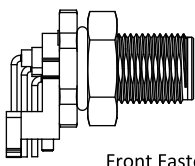
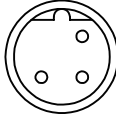
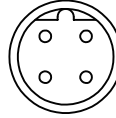
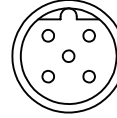
	
Type	4A/60V
Without Strain Relief	MSBS-05BMMM-SL8D01

∟ M12 B-Coded (Metal Nut) > Field Installable > Female Connector

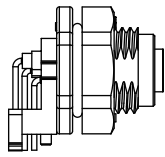
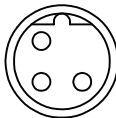
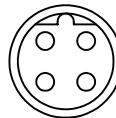
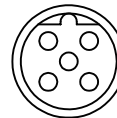
 <p>Right Angle</p> <p>Straight</p>				
Type	Contact Type	4A/250V	4A/250V	4A/60V
Without Strain Relief	Solder Type	12B-03BFFA-SL8001	12B-04BFFA-SL8001	12B-05BFFA-SL8001
	Screw Type	-	-	M12B-05BFFB-S <sup>8</sup> 7001

<sup>8</sup> Right Angle (R) or Straight (L)

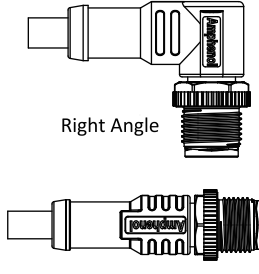
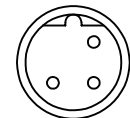
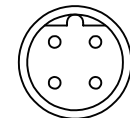
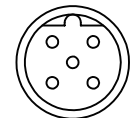
∟ M12 B-Coded (Plastic) > Receptacle > Male Connector

 <p>Front Fastened</p> <p>Backshell: Hexagonal</p>				
Type	Mounting Thread	4A/60V	4A/60V	4A/60V
PCB Pin (90°)	M12	-	-	MSBP-05PMMR-SF8003

∟ M12 B-Coded (Plastic) > Receptacle > Female Connector

 <p>Front Fastened</p> <p>Backshell: Hexagonal</p>				
Type	Mounting Thread	4A/60V	4A/60V	4A/60V
PCB Pin (90°)	M12	-	-	MSBP-05PMMR-SF8003

∟ M12 B-Coded (Plastic) > Overmolded with Cable > Male Connector

 <p>Right Angle</p> <p>Straight</p>			
Type	4A/250V	4A/250V	4A/60V
Without Strain Relief	MSBP-03BMMM-S 8XXX*	MSBP-04BMMM-S 8XXX*	MSBP-05BMMM-S 8XXX*

8 Right Angle (R) or Straight (L)

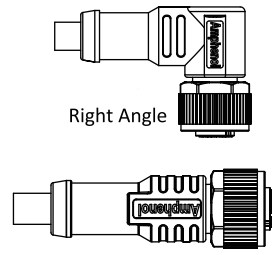
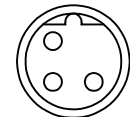
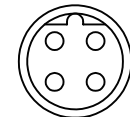
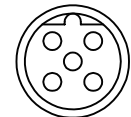
\* XXX: Choose the cable type and length:

- PVC(UL2517 Yellow): 1M (A01) / 2M (A02) / 5M (A05) / 10M (A10)

- PU(UL20549 Black): 1M (B01) / 2M (B02) / 5M (B05) / 10M (B10)

- PVC(UL2517 Black): 1M (D01) / 2M (D02) / 5M (D05) / 10M (D10)

∟ M12 B-Coded (Plastic) > Overmolded with Cable > Female Connector

 <p>Right Angle</p> <p>Straight</p>			
Type	4A/250V	4A/250V	4A/60V
Without Strain Relief	MSBP-03BFFM-S 8XXX*	MSBP-04BFFM-S 8XXX*	MSBP-05BFFM-S 8XXX*

8 Right Angle (R) or Straight (L)

\* XXX: Choose the cable type and length:

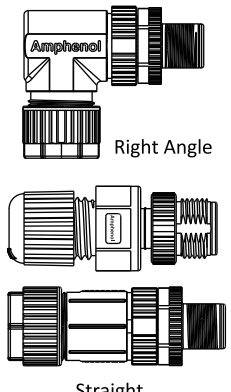
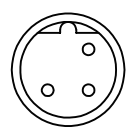
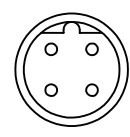
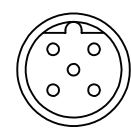
- PVC(UL2517 Yellow): 1M (A01) / 2M (A02) / 5M (A05) / 10M (A10)

- PU(UL20549 Black): 1M (B01) / 2M (B02) / 5M (B05) / 10M (B10)

- PVC(UL2517 Black): 1M (D01) / 2M (D02) / 5M (D05) / 10M (D10)

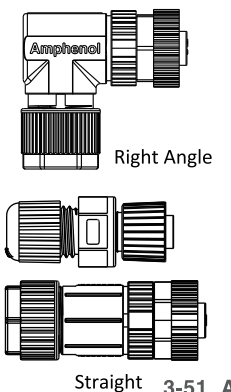
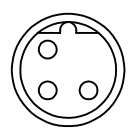
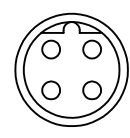
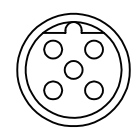


∟ M12 B-Coded (Plastic) > Field Installable > Male Connector

 <p>Right Angle</p> <p>Straight</p>				
Type	Contact Type	4A/250V	4A/250V	4A/60V
Without Strain Relief	Solder Type	SBP-03BMMA-SL8001	SBP-04BMMA-SL8001	SBP-05BMMA-SL8001
	Screw Type	-	-	MSBP-05BMMB-S <sup>8</sup> 7001

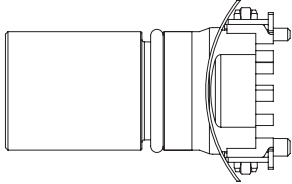
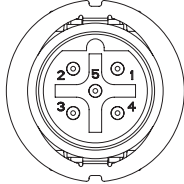
<sup>8</sup> Right Angle (R) or Straight (L)

∟ M12 B-Coded (Plastic) > Field Installable > Female Connector

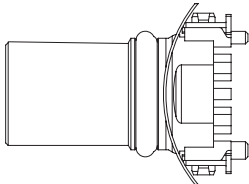
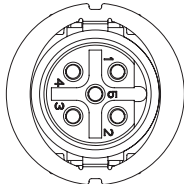
 <p>Right Angle</p> <p>Straight</p>				
Type	Contact Type	4A/250V	4A/250V	4A/60V
Without Strain Relief	Solder Type	SBP-03BFFA-SL8001	SBP-04BFFA-SL8001	SBP-05BFFA-SL8001
	Screw Type	-	-	MSBP-05BFFB-S <sup>8</sup> 7001

<sup>8</sup> Right Angle (R) or Straight (L)

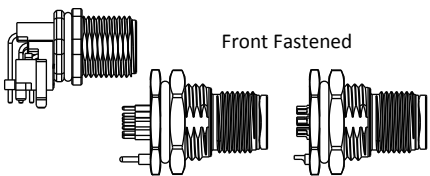
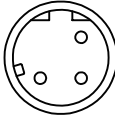
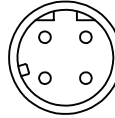
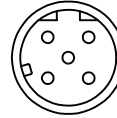
∨ M12 B-Coded (SMT) > Receptacle > Male Connector

		
Type	Mounting Thread	4A/60V
Without Strain Relief	SMT Type	MSBS-05PMMT-EE8001

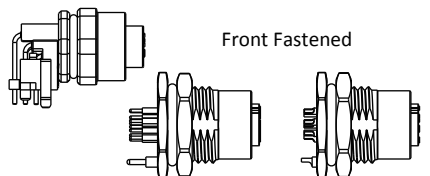
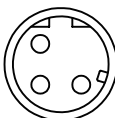
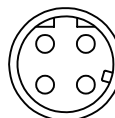
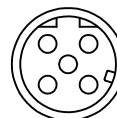
∨ M12 B-Coded (SMT) > Receptacle > Female Connector

		
Type	Mounting Thread	4A/60V
Without Strain Relief	SMT Type	MSBS-05PFFT-EE8001

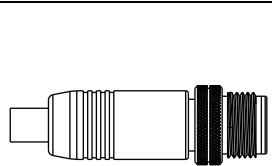
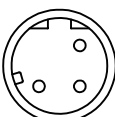
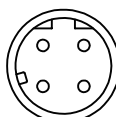
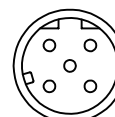
➤ M12 D-Coded (Shielded) > Receptacle > Male Connector

 <p>Front Fastened</p>				
Backshell: Hexagonal				
Type	Mounting Thread	4A/250V	4A/250V	4A/60V
PCB Pin (180°)	PG9	MSDS-03PMMP-SF8001	MSDS-04PMMP-SF8001	MSDS-05PMMP-SF8001
	M16.0	MSDS-03PMMP-SF8002	MSDS-04PMMP-SF8002	MSDS-05PMMP-SF8002
PCB Pin (90°)	M12	-	MSDS-04PMMP-SF7003	-
Solder Pin (180°)	PG9	MSDS-03PMMS-SF8001	MSDS-04PMMS-SF8001	MSDS-05PMMS-SF8001
	M16.0	MSDS-03PMMS-SF8002	MSDS-04PMMS-SF8002	MSDS-05PMMS-SF8002

➤ M12 D-Coded (Shielded) > Receptacle > Female Connector

 <p>Front Fastened</p>				
Backshell: Hexagonal				
Type	Mounting Thread	4A/250V	4A/250V	4A/60V
PCB Pin (180°)	PG9	MSDS-03PFFP-SF8001	MSDS-04PFFP-SF8001	MSDS-05PFFP-SF8001
	M16.0	MSDS-03PFFP-SF8002	MSDS-04PFFP-SF8002	MSDS-05PFFP-SF8002
PCB Pin (90°)	M12	-	MSDS-04PFFP-SF7003	-
Solder Pin (180°)	PG9	MSDS-03PFFS-SF8001	MSDS-04PFFS-SF8001	MSDS-05PFFS-SF8001
	M16.0	MSDS-03PFFS-SF8002	MSDS-04PFFS-SF8002	MSDS-05PFFS-SF8002

➤ M12 D-Coded (Shielded) > Overmolded with Cable > Male Connector

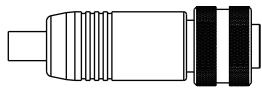
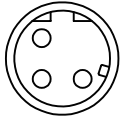
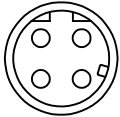
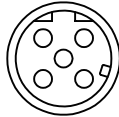
 <p>Straight</p>			
Type	4A/250V	4A/250V	4A/60V
Without Strain Relief	-	MSDS-04BMMM-SL7XXX*	-

\* XXX: Choose the cable type and length:

- PVC: 1M (A01) / 2M (A02) / 5M (A05) / 10M (A10)

- PU: 1M (B01) / 2M (B02) / 5M (B05) / 10M (B10)

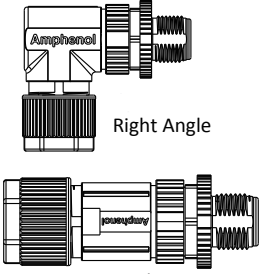
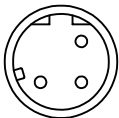
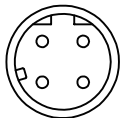
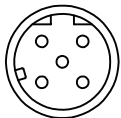
➤ **M12 D-Coded (Shielded) > Overmolded with Cable > Female Connector**

 Straight			
Type	4A/250V	4A/250V	4A/60V
Without Strain Relief	-	MSDS-04BFFM-SL7XXX*	-

\* XXX: Choose the cable type and length:

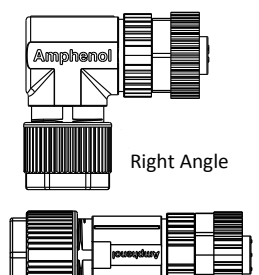
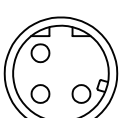
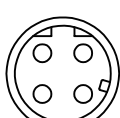

- PVC: 1M (A01) / 2M (A02) / 5M (A05) / 10M (A10)
- PU: 1M (B01) / 2M (B02) / 5M (B05) / 10M (B10)

➤ **M12 D-Coded (Shielded) > Field Installable > Male Connector**

 Right Angle Straight				
Type	Contact Type	4A/250V	4A/250V	4A/60V
Without Strain Relief	Screw Type	-	MSDS-04BMMB-S 87001	-

8 Right Angle (R) or Straight (L)

➤ **M12 D-Coded (Shielded) > Field Installable > Female Connector**

 Right Angle Straight				
Type	Contact Type	4A/250V	4A/250V	4A/60V
Without Strain Relief	Screw Type	-	MSDS-04BFFB-S 87001	-

8 Right Angle (R) or Straight (L)

[Note] Design and specification are subject to change without notice

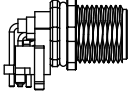
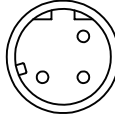
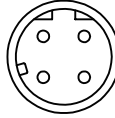
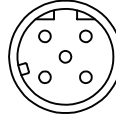
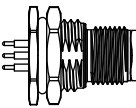

**M12 D-Coded (Metal Nut)**

Receptacle > Male / Female Connector

**IP 65 . 67 . 68**

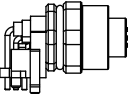
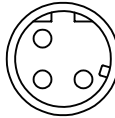
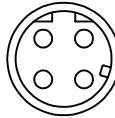
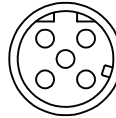
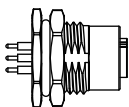
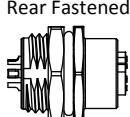
Receptacle | Unmated  
Overmolded with Cable | Mated  
Field Installable | Mated

▾ **M12 D-Coded (Metal Nut) > Receptacle > Male Connector**

PCB (90°) / Front Fastened 				
PCB (180°) / Front Fastened 				
Solder (180°) / Rear Fastened 				
Backshell: Hexagonal				
Type	Mounting Thread	4A/250V	4A/250V	4A/60V
PCB Pin (180°)	PG9	M12D-03PMMP-SF8001	M12D-04PMMP-SF8001	M12D-05PMMP-SF8001
	M16.0	M12D-03PMMP-SF8002	M12D-04PMMP-SF8001	M12D-05PMMP-SF8001
PCB Pin (90°)	M12	-	M12D-04PMMR-SF7003	-
	PG9	-	M12D-04PMMR-SF8001	-
	M16.0	-	M12D-04PMMR-SF8002	-
Solder Pin (180°)	PG9	M12D-03PMMS-S <sup>8</sup> 8001	M12D-04PMMS-S <sup>8</sup> 8001	M12D-05PMMS-S <sup>8</sup> 8001
	M16.0	M12D-03PMMS-S <sup>8</sup> 8002	M12D-04PMMS-S <sup>8</sup> 8002	M12D-05PMMS-S <sup>8</sup> 8002

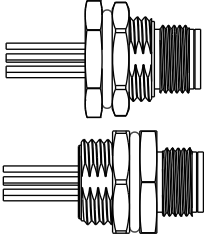
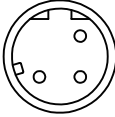
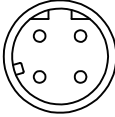
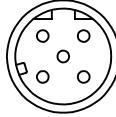
<sup>8</sup> Front Fastened (F) or Rear Fastened (H)

▾ **M12 D-Coded (Metal Nut) > Receptacle > Female Connector**

PCB (90°) / Front Fastened 				
PCB (180°) / Front Fastened 				
Solder (180°) / Rear Fastened 				
Backshell: Hexagonal				
Type	Mounting Thread	4A/250V	4A/250V	4A/60V
PCB Pin (180°)	PG9	M12D-03PFFP-SF8001	M12D-04PFFP-SF8001	M12D-05PFFP-SF8001
	M16.0	M12D-03PFFP-SF8002	M12D-04PFFP-SF8001	M12D-05PFFP-SF8001
PCB Pin (90°)	M12	-	M12D-04PFFR-SF7003	-
	PG9	-	M12D-04PFFR-SF8001	-
	M16.0	-	M12D-04PFFR-SF8002	-
Solder Pin (180°)	PG9	M12D-03PFFS-S <sup>8</sup> 8001	M12D-04PFFS-S <sup>8</sup> 8001	M12D-05PFFS-S <sup>8</sup> 8001
	M16.0	M12D-03PFFS-S <sup>8</sup> 8002	M12D-04PFFS-S <sup>8</sup> 8002	M12D-05PFFS-S <sup>8</sup> 8002

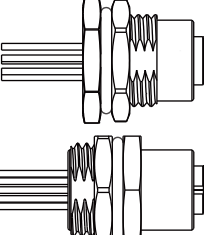
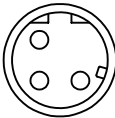
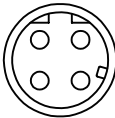
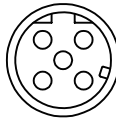
<sup>8</sup> Front Fastened (F) or Rear Fastened (H)

➤ M12 D-Coded (Metal Nut) > Receptacle with Wire Harness > Male Connector

 <p>Front Fastened</p> <p>Rear Fastened</p>				
Backshell: Hexagonal				
Wire Length (UL1007)*	Mounting Thread	4A/250V	4A/250V	4A/60V
150mm	PG9	M12D-03PMMC-S ⑧8B15	M12D-04PMMC-S ⑧8B15	M12D-05PMMC-S ⑧8B15
	M16.0	M12D-03PMMC-S ⑧8C15	M12D-04PMMC-S ⑧8C15	M12D-05PMMC-S ⑧8C15
300mm	PG9	M12D-03PMMC-S ⑧8B30	M12D-04PMMC-S ⑧8B30	M12D-05PMMC-S ⑧8B30
	M16.0	M12D-03PMMC-S ⑧8C30	M12D-04PMMC-S ⑧8C30	M12D-05PMMC-S ⑧8C30
500mm	PG9	M12D-03PMMC-S ⑧8B50	M12D-04PMMC-S ⑧8B50	M12D-05PMMC-S ⑧8B50
	M16.0	M12D-03PMMC-S ⑧8C50	M12D-04PMMC-S ⑧8C50	M12D-05PMMC-S ⑧8C50
1000mm	PG9	M12D-03PMMC-S ⑧8BA0	M12D-04PMMC-S ⑧8BA0	M12D-05PMMC-S ⑧8BA0
	M16.0	M12D-03PMMC-S ⑧8CA0	M12D-04PMMC-S ⑧8CA0	M12D-05PMMC-S ⑧8CA0
1500mm	PG9	M12D-03PMMC-S ⑧8BA5	M12D-04PMMC-S ⑧8BA5	M12D-05PMMC-S ⑧8BA5
	M16.0	M12D-03PMMC-S ⑧8CA5	M12D-04PMMC-S ⑧8CA5	M12D-05PMMC-S ⑧8CA5

⑧ Front Fastened (F) or Rear Fastened (H)

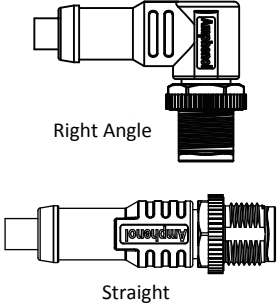
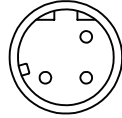
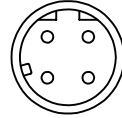
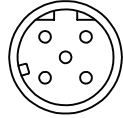
➤ M12 D-Coded (Metal Nut) > Receptacle with Wire Harness > Female Connector

 <p>Front Fastened</p> <p>Rear Fastened</p>				
Backshell: Hexagonal				
Wire Length (UL1007)*	Mounting Thread	4A/250V	4A/250V	4A/60V
150mm	PG9	M12D-03PFFC-S ⑧8B15	M12D-04PFFC-S ⑧8B15	M12D-05PFFC-S ⑧8B15
	M16.0	M12D-03PFFC-S ⑧8C15	M12D-04PFFC-S ⑧8C15	M12D-05PFFC-S ⑧8C15
300mm	PG9	M12D-03PFFC-S ⑧8B30	M12D-04PFFC-S ⑧8B30	M12D-05PFFC-S ⑧8B30
	M16.0	M12D-03PFFC-S ⑧8C30	M12D-04PFFC-S ⑧8C30	M12D-05PFFC-S ⑧8C30
500mm	PG9	M12D-03PFFC-S ⑧8B50	M12D-04PFFC-S ⑧8B50	M12D-05PFFC-S ⑧8B50
	M16.0	M12D-03PFFC-S ⑧8C50	M12D-04PFFC-S ⑧8C50	M12D-05PFFC-S ⑧8C50
1000mm	PG9	M12D-03PFFC-S ⑧8BA0	M12D-04PFFC-S ⑧8BA0	M12D-05PFFC-S ⑧8BA0
	M16.0	M12D-03PFFC-S ⑧8CA0	M12D-04PFFC-S ⑧8CA0	M12D-05PFFC-S ⑧8CA0
1500mm	PG9	M12D-03PFFC-S ⑧8BA5	M12D-04PFFC-S ⑧8BA5	M12D-05PFFC-S ⑧8BA5
	M16.0	M12D-03PFFC-S ⑧8CA5	M12D-04PFFC-S ⑧8CA5	M12D-05PFFC-S ⑧8CA5

⑧ Front Fastened (F) or Rear Fastened (H)

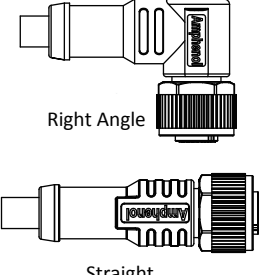
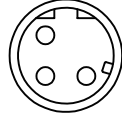
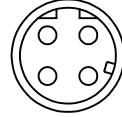
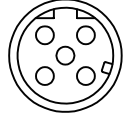
[Notes] Design and specification are subject to change without notice.

∟ M12 D-Coded (Metal Nut) > Overmolded with Cable > Male Connector

 <p>Right Angle</p> <p>Straight</p>			
	Type Without Strain Relief	4A/250V M12D-03BMMM-S 8XXX*	4A/250V M12D-04BMMM-S 8XXX*

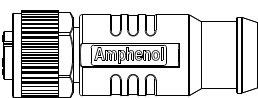
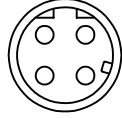
8 Right Angle (R) or Straight (L) - PVC(UL2517 Yellow): 1M (A01) / 2M (A02) / 5M (A05) / 10M (A10)  
 \* XXX: Choose the cable type and length: - PU(UL20549 Black): 1M (B01) / 2M (B02) / 5M (B05) / 10M (B10)  
 - PVC(UL2517 Black): 1M (D01) / 2M (D02) / 5M (D05) / 10M (D10)

∟ M12 D-Coded (Metal Nut) > Overmolded with Cable > Female Connector

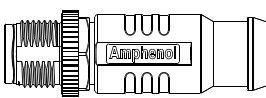
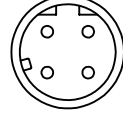
 <p>Right Angle</p> <p>Straight</p>			
	Type Without Strain Relief	4A/250V M12D-03BFFM-S 8XXX*	4A/250V M12D-04BFFM-S 8XXX*

8 Right Angle (R) or Straight (L) - PVC(UL2517 Yellow): 1M (A01) / 2M (A02) / 5M (A05) / 10M (A10)  
 \* XXX: Choose the cable type and length: - PU(UL20549 Black): 1M (B01) / 2M (B02) / 5M (B05) / 10M (B10)  
 - PVC(UL2517 Black): 1M (D01) / 2M (D02) / 5M (D05) / 10M (D10)

∟ M12 D-Coded (Metal Nut) > Overmolded with Cable > Female Connector

	
Type Without Strain Relief	4A / 250V MSBS-05BFFM-SL8D01

∟ M12 D-Coded (Metal Nut) > Overmolded with Cable > Male Connector

	
Type Without Strain Relief	4A / 250V MSDS-04BMMM-SL8D01

∟ M12 D-Coded (Metal Nut) > Field Installable > Male Connector

<p>Right Angle</p> <p>Straight</p>				
Type	Contact Type	4A/250V	4A/250V	4A/60V
Without Strain Relief	Solder Type	12D-03BMMA-SL8001	12D-04BMMA-SL8001	12D-05BMMA-SL8001
	Screw Type	-	M12D-04BMMB-S <sup>8</sup> 7001	-

<sup>8</sup> Right Angle (R) or Straight (L)

∟ M12 D-Coded (Plastic) > Receptacle > Male Connector

<p>PCB (90°)</p> <p>Front Fastened</p> <p>Backshell: Hexagonal</p>				
Type	Mounting Thread	4A/250V	4A/250V	4A/60V
PCB Pin (90°)	M12	-	MSDP-04PMMR-SF8003	-

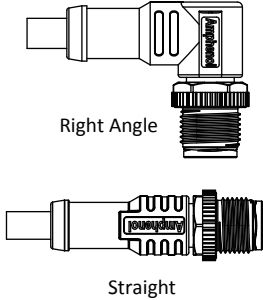
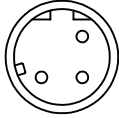
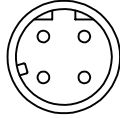
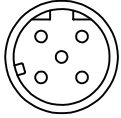
∟ M12 D-Coded (Plastic) > Receptacle > Female Connector

<p>PCB (90°)</p> <p>Front Fastened</p> <p>Backshell: Hexagonal</p>				
Type	Mounting Thread	4A/250V	4A/250V	4A/60V
PCB Pin (90°)	M16	-	MSDP-04PFFR-SF8002	-

[Notes] Design and specification are subject to change without notice.



∟ M12 D-Coded (Plastic) > Overmolded with Cable > Male Connector

 <p>Right Angle</p> <p>Straight</p>			
Type	4A/250V	4A/250V	4A/60V
Without Strain Relief	MSDP-03BMMM-S 8XXX*	MSDP-04BMMM-S 8XXX*	MSDP-05BMMM-S 8XXX*

8 Right Angle (R) or Straight (L)

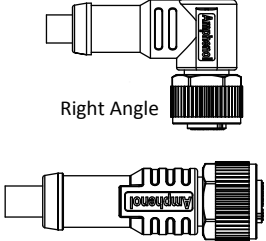
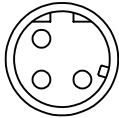
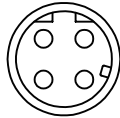
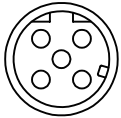
\* XXX: Choose the cable type and length:

- PVC(UL2517 Yellow): 1M (A01) / 2M (A02) / 5M (A05) / 10M (A10)

- PU(UL20549 Black): 1M (B01) / 2M (B02) / 5M (B05) / 10M (B10)

- PVC(UL2517 Black): 1M (D01) / 2M (D02) / 5M (D05) / 10M (D10)

∟ M12 D-Coded (Plastic) > Overmolded with Cable > Female Connector

 <p>Right Angle</p> <p>Straight</p>			
Type	4A/250V	4A/250V	4A/60V
Without Strain Relief	MSDP-03BFFM-S 8XXX*	MSDP-04BFFM-S 8XXX*	MSDP-05BFFM-S 8XXX*

8 Right Angle (R) or Straight (L)

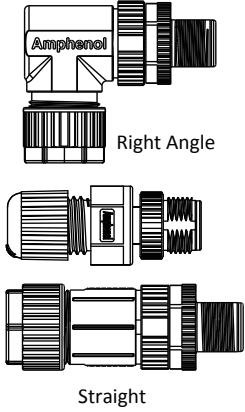
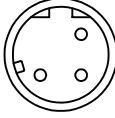
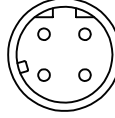
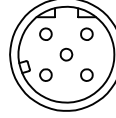
\* XXX: Choose the cable type and length:

- PVC(UL2517 Yellow): 1M (A01) / 2M (A02) / 5M (A05) / 10M (A10)

- PU(UL20549 Black): 1M (B01) / 2M (B02) / 5M (B05) / 10M (B10)

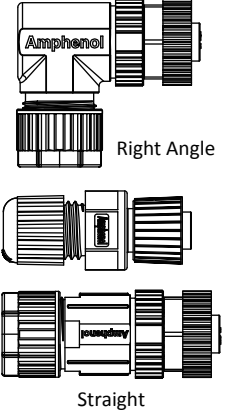
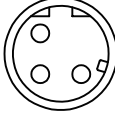
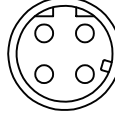
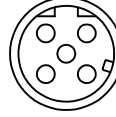
- PVC(UL2517 Black): 1M (D01) / 2M (D02) / 5M (D05) / 10M (D10)

∟ M12 D-Coded (Plastic) > Field Installable > Male Connector

 <p>Right Angle</p> <p>Straight</p>				
Type	Contact Type	4A/250V	4A/250V	4A/60V
Without Strain Relief	Solder Type	SDP-03BMMA-SL8001	SDP-04BMMA-SL8001	SDP-05BMMA-SL8001
	Screw Type	-	MSDP-04BMMB-S <sup>8</sup> 7001	-

<sup>8</sup> Right Angle (R) or Straight (L)

∟ M12 D-Coded (Plastic) > Field Installable > Female Connector

 <p>Right Angle</p> <p>Straight</p>				
Type	Contact Type	4A/250V	4A/250V	4A/60V
Without Strain Relief	Solder Type	SDP-03BFFA-SL8001	SDP-04BFFA-SL8001	SDP-05BFFA-SL8001
	Screw Type	-	MSDP-04BMMB-S <sup>8</sup> 7001	-

<sup>8</sup> Right Angle (R) or Straight (L)

[Notes] Design and specification are subject to change without notice.

## M Series Sensor Connector | Accessories

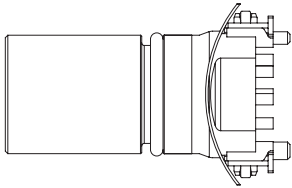
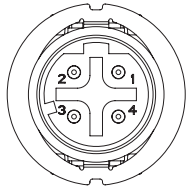
### M12 D-Coded (SMT)

Receptacle > Male / Female Connector

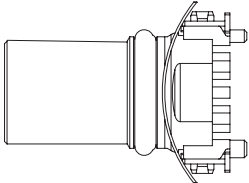
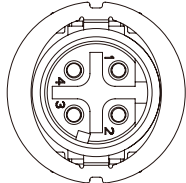
# IP 65 . 67 . 68

Receptacle | Unmated  
Overmolded with Cable | Mated  
Field Installable | Mated

### ∨ M12 D-Coded (SMT) > Receptacle > Male Connector

		
Type	Mounting Thread	4A/250V
Without Strain Relief	SMT Type	MSDS-04PMMT-EE8001

### ∨ M12 D-Coded (SMT) > Receptacle > Female Connector

		
Type	Mounting Thread	4A/250V
Without Strain Relief	SMT Type	MSDS-04PFFT-EE8001

∟ **M12 I Style (Metal) > Receptacle  
> Male Connector (Housing)**

PCB (180°) / Front Fastened	
Solder (180°) / Rear Fastened	
Backshell: Hexagonal	Male+Female Contact
Type	4A/60V
PCB Pin (180°)	M12I-05PMIP-SF8001
	M12I-05PMIP-SF8002
Solder Pin (180°)	12-05PMIS-S 8 8001
	12-05PMIS-S 8 8002

8 Front Fastened (F) or Rear Fastened (H)

∟ **M12 I Style (Metal) > Receptacle  
> Female Connector (Housing)**

PCB (180°) / Front Fastened	
Solder (180°) / Rear Fastened	
Backshell: Hexagonal	Male+Female Contact
Type	4A/60V
PCB Pin (180°)	M12I-05PFIP-SF8001
	M12I-05PFIP-SF8002
Solder Pin (180°)	12-05PFIS-S 8 8001
	12-05PFIS-S 8 8002

8 Front Fastened (F) or Rear Fastened (H)

∟ **M12 I Style (Metal)  
> Overmolded with Cable  
> Male Connector (Housing)**

Right Angle	
Straight	
	Male+Female Contact
Type	4A/60V
With Strain Relief	M12I-05AMIM-S 8 XXX*
Without Strain Relief	M12I-05BMIM-S 8 XXX*

8 Right Angle (R) or Straight (L)

\* XXX: Choose the cable type and length

- PVC: 1M (A01) / 2M (A02) / 5M (A05) / 10M (A10)

- PU: 1M (B01) / 2M (B02) / 5M (B05) / 10M (B10)

- PVC(UL2517 Black): 1M (D01) / 2M (D02) / 5M (D05) / 10M (D10)

∟ **M12 I Style (Metal)  
> Overmolded with Cable  
> Female Connector**

Right Angle	
Straight	
	Male+Female Contact
Type	4A/60V
With Strain Relief	M12I-05AFIM-S 8 XXX*
Without Strain Relief	M12I-05BFIM-S 8 XXX*

8 Right Angle (R) or Straight (L)

\* XXX: Choose the cable type and length

- PVC: 1M (A01) / 2M (A02) / 5M (A05) / 10M (A10)

- PU: 1M (B01) / 2M (B02) / 5M (B05) / 10M (B10)

- PVC(UL2517 Black): 1M (D01) / 2M (D02) / 5M (D05) / 10M (D10)

# M Series Sensor Connector | Find Our Standard Products

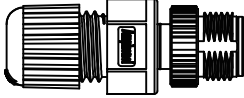

## M12 I Style (Metal) | M12 I Style (Plastic)

Field Installable > Male / Female Connector (Housing) |  
Overmolded with Cable > Male / Female Connector (Housing)

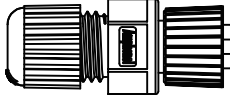

# IP 65 . 67 . 68

Receptacle | Unmated  
Overmolded with Cable | Mated  
Field Installable | Mated

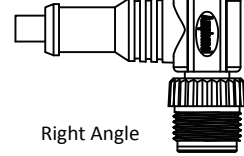

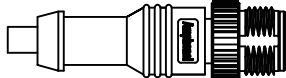
### ∟ M12 I Style (Metal) > Field Installable > Male Connector (Housing)

	
Straight	Male+Female Contact
Type	4A/60V
Without Strain Relief	M12I-05BMIA-SL8001

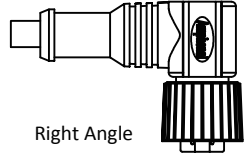
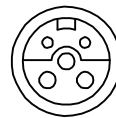

### ∟ M12 I Style (Metal) > Field Installable > Female Connector (Housing)

	
Straight	Male+Female Contact
Type	4A/60V
Without Strain Relief	M12I-05BFIA-SL8001

### ∟ M12 I Style (Plastic) > Overmolded with Cable > Male Connector (Housing)

	
Right Angle	
	Male+Female Contact
Straight	
Type	4A/250V
Without Strain Relief	MSIP-05BMIM-S 8XXX*

### ∟ M12 I Style (Plastic) > Overmolded with Cable > Female Connector (Housing)

	
Right Angle	
	Male+Female Contact
Straight	
Type	4A/60V
Without Strain Relief	MSIP-05BFIM-S 8XXX*

8 Right Angle (R) or Straight (L)

\* XXX: Choose the cable type and length

- PVC: 1M (A01) / 2M (A02) / 5M (A05) / 10M (A10)

- PU: 1M (B01) / 2M (B02) / 5M (B05) / 10M (B10)

- PVC(UL2517 Black): 1M (D01) / 2M (D02) / 5M (D05) / 10M (D10)

8 Right Angle (R) or Straight (L)

\* XXX: Choose the cable type and length

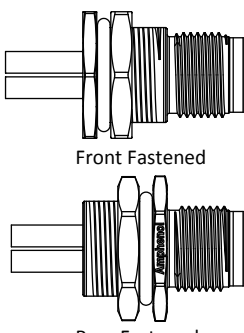

- PVC: 1M (A01) / 2M (A02) / 5M (A05) / 10M (A10)

- PU: 1M (B01) / 2M (B02) / 5M (B05) / 10M (B10)

- PVC(UL2517 Black): 1M (D01) / 2M (D02) / 5M (D05) / 10M (D10)

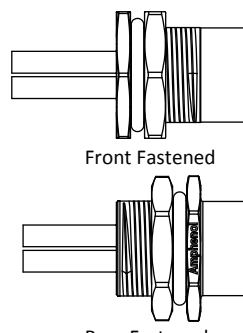

[Notes] Design and specification are subject to change without notice.

∟ M12 S-Coded (Metal Nut)  
> Receptacle with Wire Harness  
> Male Connector

 <p>Front Fastened</p> <p>Rear Fastened</p>		
Backshell: Hexagonal		
Wire Length (UL 1015)*	Mounting Thread	12A/630V
150mm	PG9	M12S-04PMMS-S 8B15
	M16.0	M12S-04PMMS-S 8C15
300mm	PG9	M12S-04PMMS-S 8B30
	M16.0	M12S-04PMMS-S 8C30
500mm	PG9	M12S-04PMMS-S 8B50
	M16.0	M12S-04PMMS-S 8C50
1000mm	PG9	M12S-04PMMS-S 8BA0
	M16.0	M12S-04PMMS-S 8CA0
1500mm	PG9	M12S-04PMMS-S 8BA5
	M16.0	M12S-04PMMS-S 8CA5

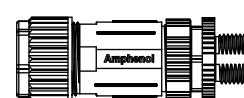

8 Front Fastened (F) or Rear Fastened (H)  
\* Other wire types are available upon request.

∟ M12 S-Coded (Metal Nut)  
> Receptacle with Wire Harness  
> Female Connector

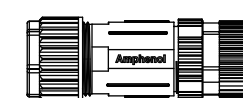

 <p>Front Fastened</p> <p>Rear Fastened</p>		
Backshell: Hexagonal		
Wire Length (UL 1015)*	Mounting Thread	12A/630V
150mm	PG9	M12S-04PFFS-S 8B15
	M16.0	M12S-04PFFS-S 8C15
300mm	PG9	M12S-04PFFS-S 8B30
	M16.0	M12S-04PFFS-S 8C30
500mm	PG9	M12S-04PFFS-S 8B50
	M16.0	M12S-04PFFS-S 8C50
1000mm	PG9	M12S-04PFFS-S 8BA0
	M16.0	M12S-04PFFS-S 8CA0
1500mm	PG9	M12S-04PFFS-S 8BA5
	M16.0	M12S-04PFFS-S 8CA5

8 Front Fastened (F) or Rear Fastened (H)  
\* Other wire types are available upon request.

∟ M12 S-Coded (Metal Nut)  
> Field Installable  
> Male Connector

 <p>Straight</p>		
Type	Contact Type	12A/630V
Without Strain Relief	Screw Type	M12S-04BMMB-SL7002

∟ M12 S-Coded (Metal Nut)  
> Field Installable  
> Female Connector

 <p>Straight</p>		
Type	Contact Type	12A/630V
Without Strain Relief	Screw Type	M12S-04BFFB-SL7002

**M12 S-Coded (Plastic) | M12 T-Coded (Metal Nut)**

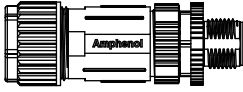

Field Installable > Male / Female Connector |

Receptacle with Wire Harness > Male / Female Connector

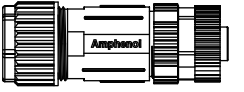

**IP 65 . 67 . 68**

Receptacle | Unmated  
Overmolded with Cable | Mated  
Field Installable | Mated

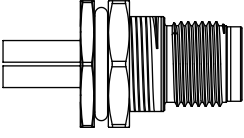
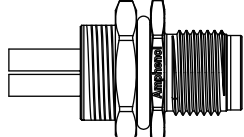

∟ **M12 S-Coded (Plastic)**  
 > **Field Installable**  
 > **Male Connector**

 <p style="text-align: center;">Straight</p>		
Type	Contact Type	12A/630V
Without Strain Relief	Screw Type	MSSP-04BMMB-SL7002

∟ **M12 S-Coded (Plastic)**  
 > **Field Installable**  
 > **Female Connector**

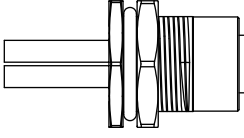
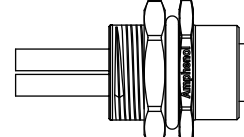

 <p style="text-align: center;">Straight</p>		
Type	Contact Type	12A/630V
Without Strain Relief	Screw Type	MSSP-04BMMB-SL7002

∟ **M12 T-Coded (Metal Nut)**  
 > **Receptacle with Wire Harness**  
 > **Male Connector**

 <p style="text-align: center;">Front Fastened</p>  <p style="text-align: center;">Rear Fastened</p>		
Backshell: Hexagonal		
Wire Length (UL1015)*	Mounting Thread	12A/630V
150mm	PG9	M12T-04PMMS-S 8 8B15
	M16.0	M12T-04PMMS-S 8 8C15
300mm	PG9	M12T-04PMMS-S 8 8B30
	M16.0	M12T-04PMMS-S 8 8C30
500mm	PG9	M12T-04PMMS-S 8 8B50
	M16.0	M12T-04PMMS-S 8 8C50
1000mm	PG9	M12T-04PMMS-S 8 8BA0
	M16.0	M12T-04PMMS-S 8 8CA0
1500mm	PG9	M12T-04PMMS-S 8 8BA5
	M16.0	M12T-04PMMS-S 8 8CA5

8 Front Fastened (F) or Rear Fastened (H)  
 \* Other wire types are available upon request.

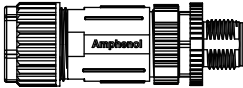

∟ **M12 T-Coded (Metal Nut)**  
 > **Receptacle with Wire Harness**  
 > **Female Connector**

 <p style="text-align: center;">Front Fastened</p>  <p style="text-align: center;">Rear Fastened</p>		
Backshell: Hexagonal		
Wire Length (UL1015)*	Mounting Thread	12A/630V
150mm	PG9	M12T-04PFFS-S 8 8B15
	M16.0	M12T-04PFFS-S 8 8C15
300mm	PG9	M12T-04PFFS-S 8 8B30
	M16.0	M12T-04PFFS-S 8 8C30
500mm	PG9	M12T-04PFFS-S 8 8B50
	M16.0	M12T-04PFFS-S 8 8C50
1000mm	PG9	M12T-04PFFS-S 8 8BA0
	M16.0	M12T-04PFFS-S 8 8CA0
1500mm	PG9	M12T-04PFFS-S 8 8BA5
	M16.0	M12T-04PFFS-S 8 8CA5

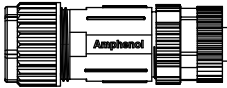

8 Front Fastened (F) or Rear Fastened (H)  
 \* Other wire types are available upon request.

[Notes] Design and specification are subject to change without notice.



∟ **M12 T-Coded (Metal Nut)**  
 > **Field Installable**  
 > **Male Connector**

		
Straight		
Type	Contact Type	12A/630V
Without Strain Relief	Screw Type	M12T-04BMMB-SL7002

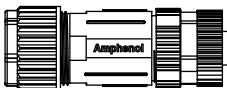

∟ **M12 T-Coded (Metal Nut)**  
 > **Field Installable**  
 > **Female Connector**

		
Straight		
Type	Contact Type	12A/630V
Without Strain Relief	Screw Type	M12T-04BFFB-SL7002

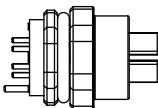

∟ **M12 T-Coded (Plastic)**  
 > **Field Installable**  
 > **Male Connector**

		
Straight		
Type	Contact Type	12A/630V
Without Strain Relief	Screw Type	MSTP-04BMMB-SL7002

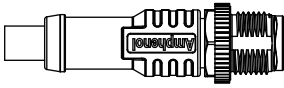

∟ **M12 T-Coded (Plastic)**  
 > **Field Installable**  
 > **Female Connector**

		
Straight		
Type	Contact Type	12A/630V
Without Strain Relief	Screw Type	MSTP-04BFFB-SL7002

∟ **M12 X-Coded (Shielded)**  
 > **Receptacle**  
 > **Female Connector**

		
Front Fastened		
Type	Mounting Thread	0.5A/48V
PCB Pin (180°)	M12	MSXS-08PFFP-SF7001

∟ **M12 X-Coded (Shielded)**  
 > **Overmolded with Cable**  
 > **Male Connector**

		
Straight		
Type	0.5A/48V	
Without Strain Relief	MSXS-08BMMM-SL8XXX*	
Double ended cable	MSXS8ML-SXSML-SGXXXX**	

\* XXX: Choose the cable length:  
 1M (X01) / 2M (X02) / 5M (X05) / 10M (X10)  
 \*\* XXXX: Choose the cable length  
 1M (G010) / 2M (G020) / 5M (G050) / 10M (G100)



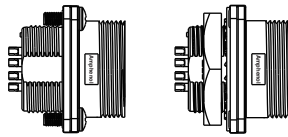
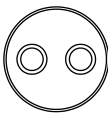

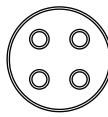
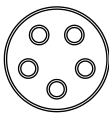
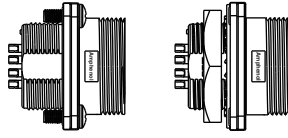
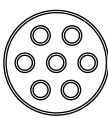
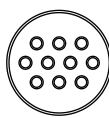
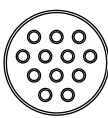
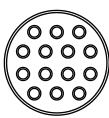
Heavy Duty Shielded Connector

Receptacle > Male Connector

IP 65 . 67 . 68

Receptacle | Unmated  
Overmolded with Cable | Mated  
Field Installable | Mated

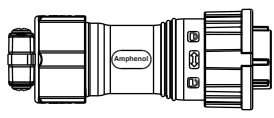

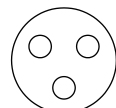
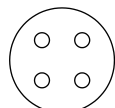
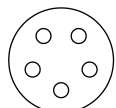
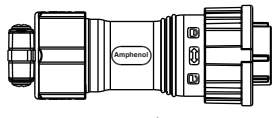
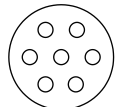
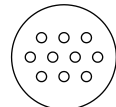
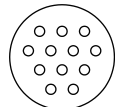
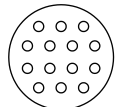
∟ Heavy Duty Shielded Connector > Receptacle > Male Connector

 <p>Front Fastened      Rear Fastened</p> <p>Backshell: Square Mating style: Screw Thread Fastened Screw: M3*4 pics Mounting Thread: M20</p>							
Current Rating & Voltage	Contact Type	Salt Spray Test					
5A/250V	Solder Pin / Female	48H	-	-	-	-	
		500H	-	-	-	-	
10A/250V		48H	-	-	LB20-04PMFS-S 8 8001	LB20-05PMFS-S 8 8001	
		500H	-	-	HB20-04PMFS-S 8 8001	HB20-05PMFS-S 8 8001	
20A/300V		48H	LC20-02PMFS-S 8 8001	LC20-03PMFS-S 8 8001	-	-	
		500H	HC20-02PMFS-S 8 8001	HC20-03PMFS-S 8 8001	-	-	
 <p>Front Fastened      Rear Fastened</p> <p>Backshell: Square Mating style: Screw Thread Fastened Screw: M3*4 pics Mounting Thread: M20</p>							
Current Rating & Voltage		Contact Type	Salt Spray Test				
5A/250V	Solder Pin / Female	48H	-	LD20-10PMFS-S 8 8001	LD20-12PMFS-S 8 8001	LD20-14PMFS-S 8 8001	
		500H	-	HD20-10PMFS-S 8 8001	HD20-12PMFS-S 8 8001	HD20-14PMFS-S 8 8001	
10A/250V		48H	LB20-07PMFS-S 8 8001	-	-	-	
		500H	HB20-07PMFS-S 8 8001	-	-	-	
20A/300V		48H	-	-	-	-	
		500H	-	-	-	-	

8 Front Fastened (W) or Rear Fastened (N)

[Notes] Design and specification are subject to change without notice.

∟ **Heavy Duty Shielded Connector > Field Installable > Female Connector (Housing)**

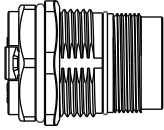

 <p style="text-align: center;">Straight</p>						
Without Strain Relief						
Current Rating & Voltage	Contact Type	Salt Spray Test				
5A/250V	Solder Type / Male	48H	-	-	-	-
		500H	-	-	-	-
10A/250V	Solder Type / Male	48H	-	-	LB20-04BFMA-SL8001	LB20-05BFMA-SL8001
		500H	-	-	HB20-04BFMA-SL8001	HB20-05BFMA-SL8001
20A/300V	Solder Type / Male	48H	LC20-02BFMA-SL8001	LC20-03BFMA-SL8001	-	-
		500H	HC20-02BFMA-SL8001	HC20-03BFMA-SL8001	-	-
 <p style="text-align: center;">Straight</p>						
Without Strain Relief						
Current Rating & Voltage	Contact Type	Salt Spray Test				
5A/250V	Solder Type / Male	48H	-	LD20-10BFMA-SL8001	LD20-12BFMA-SL8001	LD20-14BFMA-SL8001
		500H	-	HD20-10BFMA-SL8001	HD20-12BFMA-SL8001	HD20-14BFMA-SL8001
10A/250V	Solder Type / Male	48H	LB20-07BFMA-SL8001	-	-	-
		500H	HB20-07BFMA-SL8001	-	-	-
20A/300V	Solder Type / Male	48H	-	-	-	-
		500H	-	-	-	-

**M23 (Shielded)**

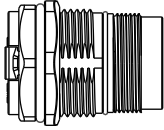

Receptacle (Field Installable Type) > Male Connector (Housing) |  
Field Installable > Female Connector (Housing)

Receptacle | Unmated  
Overmolded with Cable | Mated  
Field Installable | Mated

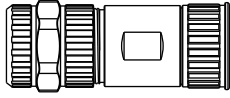

∟ **M23 (Shielded)**  
 > **Receptacle (Field Installable Type)**  
 > **Male Connector (Housing)**

			
Front Fastened			
Backshell: Hexagonal			
Type	Contact Gender	28A/100V	
Crimp Pin	Male	LJ23-06PMMC-SF7001	
		LJ23-06PMMC-SF7002	

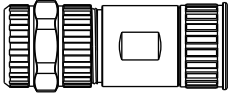

∟ **M23 (Shielded)**  
 > **Receptacle (Field Installable Type)**  
 > **Male Connector (Housing)**

			
Front Fastened			
Backshell: Hexagonal			
Type	Contact Gender	28A/100V	
Crimp Pin	Female	LJ23-06PMFC-SF7001	
		LJ23-06PMFC-SF7002	

∟ **M23 (Shielded)**  
 > **Field Installable**  
 > **Female Connector (Housing)**

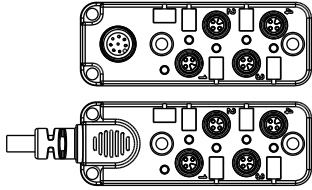
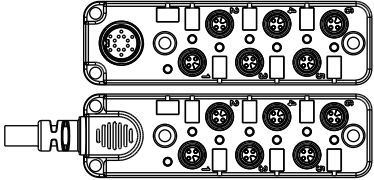

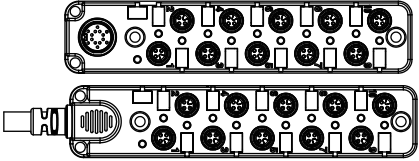
				
Front Fastened				
Type	Contact Type	Contact Gender	12A/630V	
Without Strain Relief	Crimp Pin	Male	LJ23-06DFMC-SL7001	
			LJ23-06DFMC-SL7002	

∟ **M23 (Shielded)**  
 > **Field Installable**  
 > **Female Connector (Housing)**

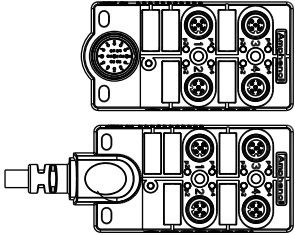

				
Front Fastened				
Type	Contact Type	Contact Gender	12A/630V	
Without Strain Relief	Crimp Pin	Female	LJ23-06DFFC-SL7001	
			LJ23-06DFFC-SL7002	

[Notes] Design and specification are subject to change without notice.

∨ M8 Distribution Box > M12 / M16 Homerun

		
No of Port Type	4 Port	6 Port
Without cable	DB8-3A4M12-SPS7001	DB8-3A6M16-SPS7001
With cable	DB8-3A4CAB-SPS7BXX*	DB8-3A6CAB-SPS7BXX*
		
No of Port Type	8 Port	10 Port
Without cable	DB8-3A8M16-SPS7001	DB8-3A10M16-SPS7001
With cable	DB8-3A8CAB-SPS7BXX*	DB8-3A10CAB-SPS7BXX*

∨ M12 Distribution Box > M23 Homerun

		
No of Port Type	4 Port	8 Port
Without cable	DB12-5A4M23-DPS7001	DB12-5A8M23-DPS7001
With cable	DB12-5A4CAB-DPS7BXX*	DB8-3A6CAB-SPS7BXX*

## Accessories

### Waterproof Cap

■ Customized – Upon Request

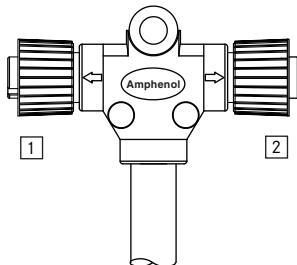
Size	Mating Pair	Mating Style	Mating Pair (Gender)	P/N
M8	Overmolded with Cable	Screw Thread	Female	CAP-WBBFSCC1
	Receptacle and Overmolded with Cable	Screw Thread	Male	CAP-WBBMSMA1
			Female	CAP-WBBFSMA1
M10.5	Receptacle and Overmolded with Cable	Screw Thread	Male	CAP-WBCMSMA2
M12	Receptacle	Screw Thread	Male	CAP-WBDMSPB <sup>7</sup>
	Receptacle and Overmolded with Cable		Male	CAP-WBDMMSMA <sup>7</sup>
			Female	CAP-WBDFMSMA <sup>7</sup>
M12 (Plastic)	Receptacle and Overmolded with Cable	Screw Thread	Male	CAP-WBDMMSMA <sup>7</sup>
			Female	CAP-WBDFMSMA <sup>7</sup>
M22	Receptacle	Screw Thread	Male	CAP-WHBMSPD1
M23	Receptacle and Overmolded with Cable	Screw Thread	Male	CAP-WBHMSMA1

<sup>7</sup> Choose plastic (1) or metal (2)

【Note】 Design and specification are subject to change without notice.

∟ M12 > T-Cable

■ Customized - Upon Request



Choose Connector / Contacts Gender:

6 For connector 1

7 For connector 2

A/B/D Code

M: Male + Male

F: Female + Female

I Style

K: Connector (Male) + Contact (Male+Female)

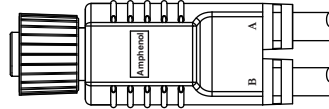
Z: Connector (Female) + Contact (Male+Female)

\*XX: Choose the cable length:01-99 m / PVC UL2464 Cable

Type	Current Rating	Contacts 2	Mating Style	Connector 1 (Male Connector / Male Contacts)	Connector 1 (Female Connector / Female Contacts)	More options	
				Connector 2 (Male Connector / Male Contacts)	Connector 2 (Female Connector / Female Contacts)		
M12	A Code	4A	03,04,05	Screw Thread	SS- 2 3 00-MM0-TSAXX*	SS- 2 3 00-FF0-TSAXX*	SS- 2 3 00- 6 7 0-TSAXX*
		2A	08		SS-080800-MM0-TSAXX*	SS-080800-FF0-TSAXX*	SS-080800- 6 7 0-TSAXX*
	B Code	4A	04,05		SB- 2 3 00-MM0-TSAXX*	SB- 2 3 00-FF0-TSAXX*	SB- 2 3 00- 6 7 0-TSAXX*
	D Code	4A	04,05		SD- 2 3 00-MM0-TSAXX*	SD- 2 3 00-FF0-TSAXX*	SD- 2 3 00- 6 7 0-TSAXX*
	I Style	4A	05		SI-050500-KK0-TSAXX*	SI-050500-ZZ0-TSAXX*	SI-050500- 6 7 0-TSAXX*
M12 (Plastic)	A Code	4A	03,04,05	Screw Thread	PS- 2 3 00-MM0-TSAXX*	PS- 2 3 00-FF0-TSAXX*	PS- 2 3 00- 6 7 0-TSAXX*
		2A	08		PS-080800-MM0-TSAXX*	PS-080800-FF0-TSAXX*	PS-080800- 6 7 0-TSAXX*
	B Code	4A	04,05		PB- 2 3 00-MM0-TSAXX*	PB- 2 3 00-FF0-TSAXX*	PB- 2 3 00- 6 7 0-TSAXX*
	D Code	4A	04,05		PD- 2 3 00-MM0-TSAXX*	PD- 2 3 00-FF0-TSAXX*	PD- 2 3 00- 6 7 0-TSAXX*
	I Style	4A	05		PI-050500-KK0-TSAXX*	PI-050500-ZZ0-TSAXX*	PI-050500- 6 7 0-TSAXX*

∨ M12 > Y-Cable

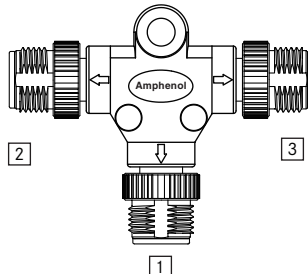
■ Customized - Upon Request



\*XX: Choose the cable length:01-99 m / PVC UL2464 Cable

Type		Current Rating	Contacts ②	Mating Style	Connector (Male Connector / Male Contacts)	Connector (Female Connector / Female Contacts)
M12	A Code	4A	03,04,05	Screw Thread	SS- ② 0000-M00-YSB*	SS- ② 0000-F00-YSB*
		2A	08	Screw Thread	SS-080000-M00-YSB*	SS-080000-F00-YSB*
	B Code	4A	04,05	Screw Thread	SB- ② 0000-M00-YSB*	SB- ② 0000-F00-YSB*
	D Code	4A	04,05	Screw Thread	SD- ② 0000-M00-YSB*	SD- ② 0000-F00-YSB*
	I Style	4A	05	Screw Thread	SI-050000-K00-YSB*	SI-050000-Z00-YSB*

➤ M12 > T-Adaptor

<p>■ Customized – Upon Request</p>							<p>Choose Connector / Contacts Gender:</p> <ul style="list-style-type: none"> <li>5 For connector 1</li> <li>6 For connector 2</li> <li>7 For connector 3</li> </ul> <p><u>A/B/D Code</u>                      M: Male + Male                      F: Female + Female</p> <p><u>I Style</u>                      K: Connector (Male) + Contact (Male+Female)                      Z: Connector (Female) + Contact (Male+Female)</p>	
Type	Current Rating	Contacts 2	Mating Style	Connector 1 (Male Connector / Male Contacts)				
				Connector 2 (Male Connector / Male Contacts)	Connector 2 (Female Connector / Female Contacts)			
				Connector 3 (Male Connector / Male Contacts)	Connector 3 (Female Connector / Female Contacts)			
M12	A Code	4A	03,04,05	Screw Thread	SS- 2 2 2 -MMM-TS001	SS- 2 2 2 -FFF-TS001	SS- 2 2 2 - 5 6 7 -TS001	
		2A	08	Screw Thread	SS-080808-MMM-TS001	SS-080808-FFF-TS001	SS-080808- 5 6 7 -TS001	
	B Code	4A	04,05	Screw Thread	SB- 2 2 2 -MMM-TS001	SB- 2 2 2 -FFF-TS001	SB- 2 2 2 - 5 6 7 -TS001	
	D Code	4A	04,05	Screw Thread	SD- 2 2 2 -MMM-TS001	SD- 2 2 2 -FFF-TS001	SD- 2 2 2 - 5 6 7 -TS001	
	I Style	4A	05	Screw Thread	SI-050505-KKK-TS001	SI-050505-ZZZ-TS001	SI-050505- 5 6 7 -TS001	
M12 (Plastic)	A Code	4A	03,04,05	Screw Thread	PS- 2 2 2 -MMM-TS001	PS- 2 2 2 -FFF-TS001	PS- 2 2 2 - 5 6 7 -TS001	
		2A	08	Screw Thread	PS-080808-MMM-TS001	PS-080808-FFF-TS001	PS-080808- 5 6 7 -TS001	
	B Code	4A	04,05	Screw Thread	PB- 2 2 2 -MMM-TS001	PB- 2 2 2 -FFF-TS001	PB- 2 2 2 - 5 6 7 -TS001	
	D Code	4A	04,05	Screw Thread	PD- 2 2 2 -MMM-TS001	PD- 2 2 2 -FFF-TS001	PD- 2 2 2 - 5 6 7 -TS001	
	I Style	4A	05	Screw Thread	PI-050505-KKK-TS001	PI-050505-ZZZ-TS001	PI-050505- 5 6 7 -TS001	

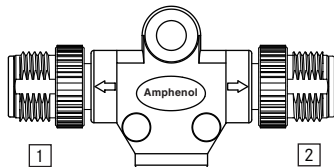


➤ M12 > Y-Adaptor

<div style="display: flex; align-items: center;"> <div style="width: 20px; height: 20px; background-color: #ccc; margin-right: 5px;"></div> <span>Customized - Upon Request</span> </div>							<p>Choose Connector / Contacts Gender:</p> <ul style="list-style-type: none"> <li><span style="border: 1px solid black; border-radius: 50%; padding: 2px;">5</span> For connector 1</li> <li><span style="border: 1px solid black; border-radius: 50%; padding: 2px;">6</span> For connector 2</li> <li><span style="border: 1px solid black; border-radius: 50%; padding: 2px;">7</span> For connector 3</li> </ul> <p><u>A/B/D Code</u>  M: Male + Male  F: Female + Female</p> <p><u>I Style</u>  K: Connector (Male) + Contact (Male+Female)  Z: Connector (Female) + Contact (Male+Female)</p>		
Type	Current Rating	Contacts <span style="border: 1px solid black; border-radius: 50%; padding: 2px;">2</span>	Mating Style	Connector 1 (Male Connector / Male Contacts)	Connector 1 (Female Connector / Female Contacts)	More options			
				Connector 2 (Male Connector / Male Contacts)	Connector 2 (Female Connector / Female Contacts)				
				Connector 3 (Male Connector / Male Contacts)	Connector 3 (Female Connector / Female Contacts)				
M12	A Code	4A	03,04,05	Screw Thread	SS- <span style="border: 1px solid black; border-radius: 50%; padding: 2px;">2</span> <span style="border: 1px solid black; border-radius: 50%; padding: 2px;">2</span> <span style="border: 1px solid black; border-radius: 50%; padding: 2px;">2</span> -MMM-YS001	SS- <span style="border: 1px solid black; border-radius: 50%; padding: 2px;">2</span> <span style="border: 1px solid black; border-radius: 50%; padding: 2px;">2</span> <span style="border: 1px solid black; border-radius: 50%; padding: 2px;">2</span> -FFF-YS001	SS- <span style="border: 1px solid black; border-radius: 50%; padding: 2px;">2</span> <span style="border: 1px solid black; border-radius: 50%; padding: 2px;">2</span> <span style="border: 1px solid black; border-radius: 50%; padding: 2px;">2</span> - <span style="border: 1px solid black; border-radius: 50%; padding: 2px;">5</span> <span style="border: 1px solid black; border-radius: 50%; padding: 2px;">6</span> <span style="border: 1px solid black; border-radius: 50%; padding: 2px;">7</span> -YS001		
		2A	08	Screw Thread	SS-080808-MMM-YS001	SS-080808-FFF-YS001	SS-080808- <span style="border: 1px solid black; border-radius: 50%; padding: 2px;">5</span> <span style="border: 1px solid black; border-radius: 50%; padding: 2px;">6</span> <span style="border: 1px solid black; border-radius: 50%; padding: 2px;">7</span> -YS001		
	B Code	4A	04,05	Screw Thread	SB- <span style="border: 1px solid black; border-radius: 50%; padding: 2px;">2</span> <span style="border: 1px solid black; border-radius: 50%; padding: 2px;">2</span> <span style="border: 1px solid black; border-radius: 50%; padding: 2px;">2</span> -MMM-YS001	SB- <span style="border: 1px solid black; border-radius: 50%; padding: 2px;">2</span> <span style="border: 1px solid black; border-radius: 50%; padding: 2px;">2</span> <span style="border: 1px solid black; border-radius: 50%; padding: 2px;">2</span> -FFF-YS001	SB- <span style="border: 1px solid black; border-radius: 50%; padding: 2px;">2</span> <span style="border: 1px solid black; border-radius: 50%; padding: 2px;">2</span> <span style="border: 1px solid black; border-radius: 50%; padding: 2px;">2</span> - <span style="border: 1px solid black; border-radius: 50%; padding: 2px;">5</span> <span style="border: 1px solid black; border-radius: 50%; padding: 2px;">6</span> <span style="border: 1px solid black; border-radius: 50%; padding: 2px;">7</span> -YS001		
	D Code	4A	04,05	Screw Thread	SD- <span style="border: 1px solid black; border-radius: 50%; padding: 2px;">2</span> <span style="border: 1px solid black; border-radius: 50%; padding: 2px;">2</span> <span style="border: 1px solid black; border-radius: 50%; padding: 2px;">2</span> -MMM-YS001	SD- <span style="border: 1px solid black; border-radius: 50%; padding: 2px;">2</span> <span style="border: 1px solid black; border-radius: 50%; padding: 2px;">2</span> <span style="border: 1px solid black; border-radius: 50%; padding: 2px;">2</span> -FFF-YS001	SD- <span style="border: 1px solid black; border-radius: 50%; padding: 2px;">2</span> <span style="border: 1px solid black; border-radius: 50%; padding: 2px;">2</span> <span style="border: 1px solid black; border-radius: 50%; padding: 2px;">2</span> - <span style="border: 1px solid black; border-radius: 50%; padding: 2px;">5</span> <span style="border: 1px solid black; border-radius: 50%; padding: 2px;">6</span> <span style="border: 1px solid black; border-radius: 50%; padding: 2px;">7</span> -YS001		
	I Style	4A	05	Screw Thread	SI-050505-KKK-YS001	SI-050505-ZZZ-YS001	SI-050505- <span style="border: 1px solid black; border-radius: 50%; padding: 2px;">5</span> <span style="border: 1px solid black; border-radius: 50%; padding: 2px;">6</span> <span style="border: 1px solid black; border-radius: 50%; padding: 2px;">7</span> -YS001		
M12 (Plastic)	A Code	4A	03,04,05	Screw Thread	PS- <span style="border: 1px solid black; border-radius: 50%; padding: 2px;">2</span> <span style="border: 1px solid black; border-radius: 50%; padding: 2px;">2</span> <span style="border: 1px solid black; border-radius: 50%; padding: 2px;">2</span> -MMM-YS001	PS- <span style="border: 1px solid black; border-radius: 50%; padding: 2px;">2</span> <span style="border: 1px solid black; border-radius: 50%; padding: 2px;">2</span> <span style="border: 1px solid black; border-radius: 50%; padding: 2px;">2</span> -FFF-YS001	PS- <span style="border: 1px solid black; border-radius: 50%; padding: 2px;">2</span> <span style="border: 1px solid black; border-radius: 50%; padding: 2px;">2</span> <span style="border: 1px solid black; border-radius: 50%; padding: 2px;">2</span> - <span style="border: 1px solid black; border-radius: 50%; padding: 2px;">5</span> <span style="border: 1px solid black; border-radius: 50%; padding: 2px;">6</span> <span style="border: 1px solid black; border-radius: 50%; padding: 2px;">7</span> -YS001		
		2A	08	Screw Thread	PS-080808-MMM-YS001	PS-080808-FFF-YS001	PS-080808- <span style="border: 1px solid black; border-radius: 50%; padding: 2px;">5</span> <span style="border: 1px solid black; border-radius: 50%; padding: 2px;">6</span> <span style="border: 1px solid black; border-radius: 50%; padding: 2px;">7</span> -YS001		
	B Code	4A	04,05	Screw Thread	PB- <span style="border: 1px solid black; border-radius: 50%; padding: 2px;">2</span> <span style="border: 1px solid black; border-radius: 50%; padding: 2px;">2</span> <span style="border: 1px solid black; border-radius: 50%; padding: 2px;">2</span> -MMM-YS001	PB- <span style="border: 1px solid black; border-radius: 50%; padding: 2px;">2</span> <span style="border: 1px solid black; border-radius: 50%; padding: 2px;">2</span> <span style="border: 1px solid black; border-radius: 50%; padding: 2px;">2</span> -FFF-YS001	PB- <span style="border: 1px solid black; border-radius: 50%; padding: 2px;">2</span> <span style="border: 1px solid black; border-radius: 50%; padding: 2px;">2</span> <span style="border: 1px solid black; border-radius: 50%; padding: 2px;">2</span> - <span style="border: 1px solid black; border-radius: 50%; padding: 2px;">5</span> <span style="border: 1px solid black; border-radius: 50%; padding: 2px;">6</span> <span style="border: 1px solid black; border-radius: 50%; padding: 2px;">7</span> -YS001		
	D Code	4A	04,05	Screw Thread	PD- <span style="border: 1px solid black; border-radius: 50%; padding: 2px;">2</span> <span style="border: 1px solid black; border-radius: 50%; padding: 2px;">2</span> <span style="border: 1px solid black; border-radius: 50%; padding: 2px;">2</span> -MMM-YS001	PD- <span style="border: 1px solid black; border-radius: 50%; padding: 2px;">2</span> <span style="border: 1px solid black; border-radius: 50%; padding: 2px;">2</span> <span style="border: 1px solid black; border-radius: 50%; padding: 2px;">2</span> -FFF-YS001	PD- <span style="border: 1px solid black; border-radius: 50%; padding: 2px;">2</span> <span style="border: 1px solid black; border-radius: 50%; padding: 2px;">2</span> <span style="border: 1px solid black; border-radius: 50%; padding: 2px;">2</span> - <span style="border: 1px solid black; border-radius: 50%; padding: 2px;">5</span> <span style="border: 1px solid black; border-radius: 50%; padding: 2px;">6</span> <span style="border: 1px solid black; border-radius: 50%; padding: 2px;">7</span> -YS001		
	I Style	4A	05	Screw Thread	PI-050505-KKK-YS001	PI-050505-ZZZ-YS001	PI-050505- <span style="border: 1px solid black; border-radius: 50%; padding: 2px;">5</span> <span style="border: 1px solid black; border-radius: 50%; padding: 2px;">6</span> <span style="border: 1px solid black; border-radius: 50%; padding: 2px;">7</span> -YS001		

➤ M12 > I-Adaptor

■ Customized - Upon Request



Choose Connector / Contacts Gender:

- 6 For connector 1
- 7 For connector 2

A/B/D Code

M: Male + Male

F: Female + Female

I Style

K: Connector (Male) + Contact (Male+Female)

Z: Connector (Female) + Contact (Male+Female)

Type		Current Rating	Contacts 3	Mating Style	Connector 1 (Male Connector / Male Contacts)  Connector 2 (Male Connector / Male Contacts)	Connector 1 (Female Connector / Female Contacts)  Connector 2 (Female Connector / Female Contacts)	More options
M12	A Code	4A	03,04,05	Screw Thread	SS-00 3 3 -0MM-IS001	SS-00 3 3 -0FF-IS001	SS-00 3 3 -0 6 7 -IS001
		2A	08	Screw Thread	SS-000808-0MM-IS001	SS-000808-0FF-IS001	SS-000808-0 6 7 -IS001
	B Code	4A	04,05	Screw Thread	SB-00 3 3 -0MM-IS001	SB-00 3 3 -0FF-IS001	SB-00 3 3 -0 6 7 -IS001
	D Code	4A	04,05	Screw Thread	SD-00 3 3 -0MM-IS001	SD-00 3 3 -0FF-IS001	SD-00 3 3 -0 6 7 -IS001
	I Style	4A	05	Screw Thread	SI-000505-0KK-IS001	SI-000505-0ZZ-IS001	SI-000505-0KZ-IS001 SI-000505-0ZK-IS001
M12 (Plastic)	A Code	4A	03,04,05	Screw Thread	PS-00 3 3 -0MM-IS001	PS-00 3 3 -0FF-IS001	PS-00 3 3 -0 6 7 -IS001
		2A	08	Screw Thread	PS-000808-0MM-IS001	PS-000808-0FF-IS001	PS-000808-0 6 7 -IS001
	B Code	4A	04,05	Screw Thread	PB-00 3 3 -0MM-IS001	PB-00 3 3 -0FF-IS001	PB-00 3 3 -0 6 7 -IS001
	D Code	4A	04,05	Screw Thread	PD-00 3 3 -0MM-IS001	PD-00 3 3 -0FF-IS001	PD-00 3 3 -0 6 7 -IS001
	I Style	4A	05	Screw Thread	PI-000505-0KK-IS001	PI-000505-0ZZ-IS001	PI-000505-0KZ-IS001 PI-000505-0ZK-IS001

**M12**

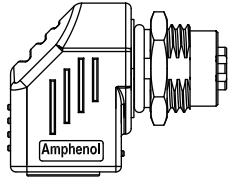
M12 to RJ45 Adaptor | I-Adaptor

**IP 65 . 67 . 68**

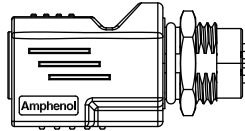
Receptacle | Unmated  
Overmolded with Cable | Mated  
Field Installable | Mated

▾ **M12 > M12 to RJ45 Adaptor**

■ Customized - Upon Request



Right Angle

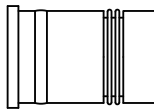


Straight

Connector 1					Connector 2		P/ N
Type	Contacts	Gender (Housing / Contact)	Connector Body	Mating Style	Type	Gender	
M 12 D Code	04	FF	Right Angle or Straig	Screw Thread	RJ 45 Shielded	Jack	RJS-12D04FF-RS8001 RJS-12D04FF-LS8001
		MM					RJS-12D04FM-RS8001 RJS-12D04FM-LS8001

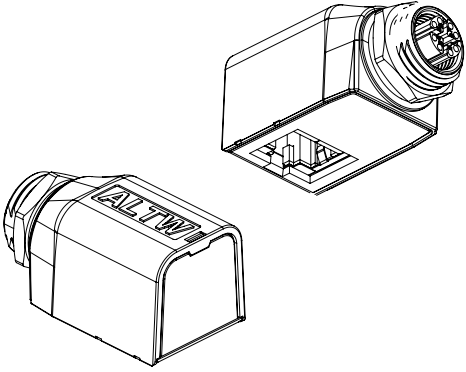
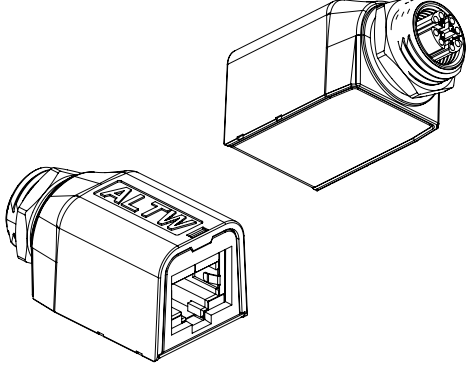
▾ **M12 > Insert**

■ Customized - Upon Request



Type <sup>2</sup>	Contacts <sup>3</sup>	P/N
M 12 A Code(A)	004,005,008	SLD- <sup>2</sup> <sup>3</sup> 001
M 12 B Code(B)	004,005	
M 12 D Code(D)	004,005	
M 12 I Style(I)	0'05	

↳ M12 > M12 to RJ45 Adaptor

 <p style="text-align: center;"><b>Angled</b></p>					 <p style="text-align: center;"><b>Straight</b></p>				
Connector 2					Connector 2		P/N		
Type	Contacts	Gender (Housing/Contact)	Connector Body	Mating Style	Type	Gender			
M12 X Code	8	FF	Right Angled or Straight	Screw Thread	RJ 45 Shielded	Jack			
							Straight: RJS-12X08FF-LS7001 Angled: RJS-12X08FF-RS7001		

## X-ON Electronics

Largest Supplier of Electrical and Electronic Components

*Click to view similar products for [Socket Junction Modules](#) category:*

*Click to view products by [Amphenol](#) manufacturer:*

Other Similar products are found below :

[00175820202](#) [00610700081](#) [MS3181-8RA](#) [BTJ716K01D-7067](#) [BTJ720E01B-513](#) [SJG016100](#) [BTJ116E02B](#) [BTM-16-513](#) [SJG020200](#)  
[SJTC08000](#) [BTJ722K01C-7067](#) [BTL-20-513](#) [BTJ116E03A-513](#) [BTJ120E03D-513](#) [BTJ716E01D-513](#) [BTJ116E02B-513](#) [BTJ122E05E-513](#)  
[SJG016200](#) [BTL-16-513](#) [BTM-16](#) [BTM-22-513](#) [BTL-16](#) [00170511156](#) [BTM-22](#) [SJE020016](#) [SJE020045](#) [A85049124S25W](#)  
[A85049124S13W](#) [A85049124S17W](#) [A85049124S11W](#) [00111976902](#) [00175820102](#) [00111510602](#) [09806150200](#) [SJE020053](#) [BTJ122E10A-](#)  
[513](#) [M81969/14-04](#) [SJG316171](#) [BTL-12](#) [SJG320171](#) [M81714/60-22-10](#) [00175110100](#) [00175110600](#) [00111510102](#) [00175110200](#)  
[00175110800](#) [00175110700](#) [00175110107](#) [00175110507](#) [00111510502](#)