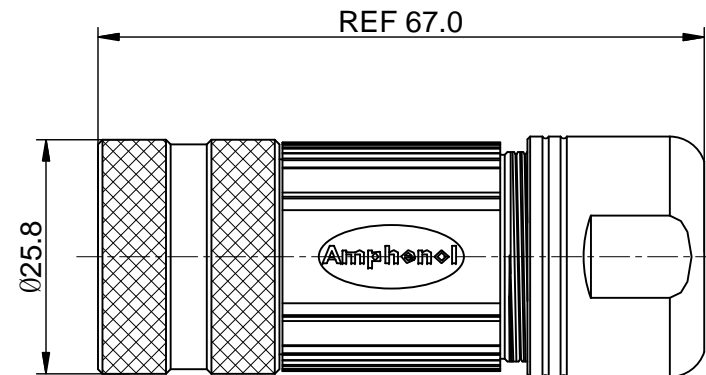
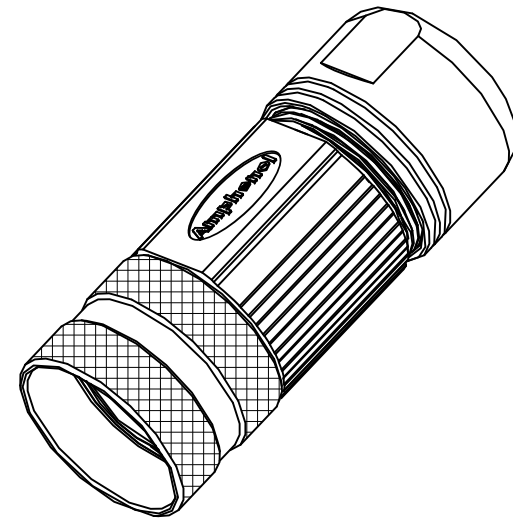
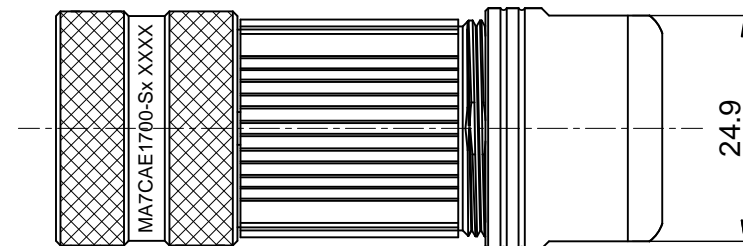
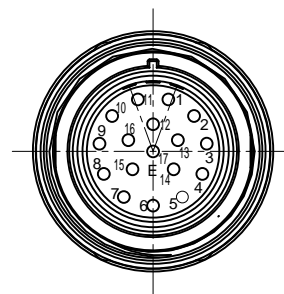


| REVISIONS | | | | | |
|-----------|-----|---------------|-------------|-------|-------|
| REV | ECO | DESCRIPTION | DATE | BY | APPR |
| A1 | - | FIRST RELEASE | Feb.25,2016 | Drack | Tommy |



E type, Normal Key
(E型, 0转位角)



NOTES: UNLESS OTHERWISE SPECIFIED

- MATERIAL:
INSULATION INSERT: PA66,UL94 V0
SEAL: VITON, EPDM
HOUSING BODY: ZINC DIE CAST, NICKEL PLATED
COUPLING NUT: COPPER ALLOY, NICKEL PLATED
- SPECIFICATIONS:
2.1 CURRENT RATING: 9 AMPS
2.2 VOLTAGE RATING: 125 V AC/DC
2.3 OPERATING TEMPERATURE: -20°C TO +130°C
2.4 DIELECTRIC WITHSTANDING VOLTAGE: LESS THAN 2 MILLIAMPS CURRENT LEAKAGE @ 2500 VOLTS AC.
2.5 DEGREE OF PROTECTION: IP67 (MATED CONDITION)
2.6 DEGREE OF POLLUTION: 3 PER UL840
2.7 OVERVOLTAGE CATEGORY: III PER UL840
2.8 MATING CYCLE DURABILITY: >500 CYCLES
2.9 RoHS COMPLIANT

3. ALL DIMENSIONS ARE FOR REFERENCE USE ONLY.

| Item | Part number | Cable OD Range |
|------|---------------|----------------|
| 1 | MA7CAE1700-S1 | 4.5~7.5 mm |
| 2 | MA7CAE1700-S2 | 7.5~11.0 mm |
| 3 | MA7CAE1700-S3 | 11.0~15.0 mm |

| QUANTITY | SEE PART NUMBER CHART PART NUMBER | DESCRIPTION | ITEM | | | | | | | | |
|--|---|---|--|------|------|---------|----------|---|----|---------------|----|
| MATERIALS LIST | | | | | | | | | | | |
| UNLESS OTHERWISE SPECIFIED 1) All dimensions are in metric(mm). 2) Tolerances are as follows: 1 PL DEC ±0.30 2 PL DEC ±0.15 3 PL DEC ±0.08 3) Note reference = | | SIGNATURES DRAWN: Drack CHECKED: ENGINEER: APPROVAL: | DATE Feb.20,2016 | | | | | | | | |
| MATERIAL SPECIFICATIONS: | | <div style="text-align: center;"> <h1>Amphenol</h1> <p>Sine Systems - www.amphenol-sine.com 44724 Morley Drive Clinton Township, MI 48036</p> <p>M23A,PLUG,STR,17P,E TYPE</p> </div> | | | | | | | | | |
| PROCESS SPECIFICATIONS: | | | | | | | | | | | |
| NEXT ASSY: | | CUSTOMER: THIS DRAWING IS SUPPLIED FOR INFORMATION ONLY. DESIGN FEATURES, SPECIFICATIONS AND PERFORMANCE DATA SHOWN HEREON ARE THE PROPERTY OF THE AMPHENOL CORPORATION. NO RIGHTS OF REPRODUCTION ARE IMPLIED. ALL DIMENSIONS ARE SUBJECT TO NORMAL MANUFACTURING VARIATIONS. | <table border="1"> <tr> <td>SIZE</td> <td>TYPE</td> <td>DWG NO.</td> <td>REVISION</td> </tr> <tr> <td>B</td> <td>C-</td> <td>MA7CAE1700-Sx</td> <td>A1</td> </tr> </table> | SIZE | TYPE | DWG NO. | REVISION | B | C- | MA7CAE1700-Sx | A1 |
| SIZE | TYPE | DWG NO. | REVISION | | | | | | | | |
| B | C- | MA7CAE1700-Sx | A1 | | | | | | | | |
| | | SCALE: NONE | SHEET 1 OF 1 | | | | | | | | |

TITLE: M23A,PLUG,STR,17P,E TYPE
DWG NO.: MA7CAE1700-Sx
REV: A1
SH: 1
OF: 1

X-ON Electronics

Largest Supplier of Electrical and Electronic Components

Click to view similar products for [Circular Metric Connectors](#) category:

Click to view products by [Amphenol](#) manufacturer:

Other Similar products are found below :

[600X518037X](#) [6STD15PCR99B70A](#) [8R4000A16M020](#) [8R5000A16M005](#) [1200910002](#) [1203580030](#) [1200910008](#) [1200910011](#) [1300140094](#)
[130203-0054](#) [1300140026](#) [1300150099](#) [1-3637-600-5205](#) [1612618](#) [21036836414](#) [8R4006A16M010](#) [1R3006A20M005](#) [41-40011](#) [42-00006](#)
[42-01015](#) [4-22279-4](#) [4-22281-1](#) [4-22284-9](#) [43-00113](#) [43-01203](#) [41-40013](#) [42-00008](#) [43-00343](#) [43-01026](#) [43-01162](#) [43-01173](#) [43-10000](#)
[XS3P-M421-2](#) [600X518050X](#) [8R5006A16M020](#) [8R5006A16M005](#) [8R4000A16M010](#) [6-22279-3](#) [1605332](#) [N03FA03144](#) [1300140077](#) [43-](#)
[16213](#) [43-01338](#) [XS2RD4265](#) [XS2R-D426-1](#) [XS8A-0441](#) [859RD04-103R004](#) [860RD04-113R004](#) [860RD04-213R004](#) [1-213245-2](#)