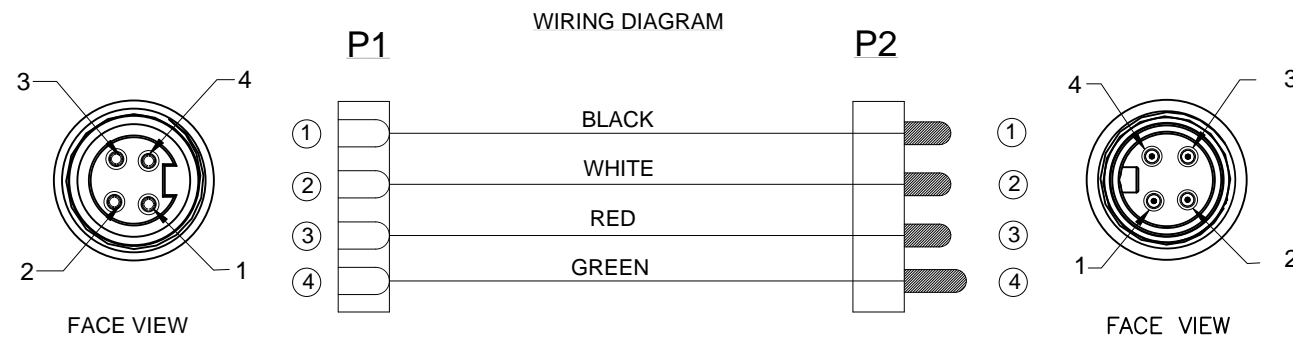
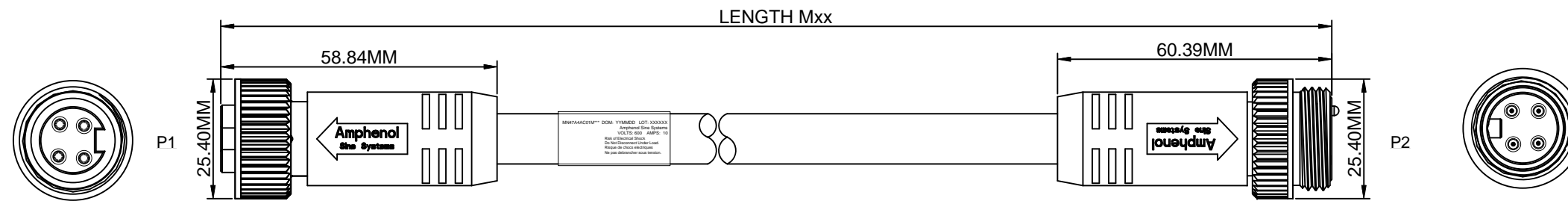


REVISIONS							
REV	ZONE	ECO	DESCRIPTION	DATE	BY	CHK	APPR
A1	-	-	TECHNICAL DATA SHEET RELEASE	08-OCT-15	JLAG	-	-



TECHNICAL DATA:

1) MATERIALS:

- COUPLING NUT: MACHINED ALUMINUM, ANODIZED
- INSULATION INSERT: THERMOPLASTIC, UL 94/V-0
- CONTACT: GOLD FLASH PLATING OVER COPPER ALLOY
- OVERMOLD MATERIAL: THERMOPLASTIC COLOR: YELLOW
- CABLE RATING: UL LISTED TYPE STOOW, CSA CERTIFIED TYPE ST, FT2 FLAME RATING, 600V, 105°C
- CABLE JACKET MATERIAL: PVC COLOR: YELLOW
- CONDUCTOR INSULATION: PVC
- NUMBER OF CONDUCTORS: (4) 16AWG

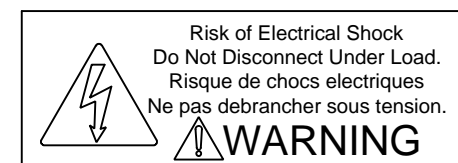
2) ELECTRICAL DATA:

- CURRENT (MAX): 10A
- VOLTAGE (MAX): 600V AC/DC
- INSULATION RESISTANCE (MIN): 5000M OHMS
- DIELECTRIC TEST VOLTAGE: 2200V

3) MECHANICAL DATA:

- TEMPERATURE RANGE: -20°C TO +105°C
- PROTECTION: IP67 (MATED CONDITION)
- MATING CYCLES: >500
- VIBRATION RESISTANCE PER MIL-STD-202 METHOD 204
- THERMAL SHOCK PER MIL-STD-202 METHOD 207
- 48 HOUR SALT SPRAY PER MIL-STD-202 METHOD 101

- 4) RoHS COMPLIANT
- 5) UL 2238 LISTED ASSEMBLY
- UL FILE NUMBERS: E224856



TOLERANCE	
0-2.99 M	= +100.0/-25.0mm
3-8.99 M	= +150.0/-25.0mm
9-14.99 M	= +300.0/-25.0mm
15-OVER M	= +450.0/-25.0mm

QUANTITY	PART NUMBER	DESCRIPTION	ITEM
MATERIALS LIST			
<p>UNLESS OTHERWISE SPECIFIED:</p> <p>1) All dimensions are in metric (mm).</p> <p>2) Tolerances are as follows:</p> <p>1 PL DEC ±0.30 Fractions ±1/64</p> <p>2 PL DEC ±0.15 Angles ±1°</p> <p>3 PL DEC ±0.08</p> <p>3) Note reference = </p>			
SIGNATURES		DATE	
DRAWN: KMM		12-MAY-14	
CHECKED: MRF		12-MAY-14	
ENGINEER: KMM			
APPROVAL: RFC		12-MAY-14	
MATERIAL SPECIFICATIONS:		CUSTOMER:	
PROCESS SPECIFICATIONS:		THIS DRAWING IS SUPPLIED FOR INFORMATION ONLY. DESIGN FEATURES, SPECIFICATIONS AND PERFORMANCE DATA SHOWN HEREON ARE THE PROPERTY OF THE AMPHENOL CORPORATION. NO RIGHTS OF REPRODUCTION ARE IMPLIED. ALL DIMENSIONS ARE SUBJECT TO NORMAL MANUFACTURING VARIATIONS.	
NEXT ASSY:		SCALE: HALF	
		MATERIALS LIST	
		Amphenol	
		Sine Systems - www.sineco.com 44724 Morley Drive Clinton Township, MI 48036	
		MINIBOSS M22 (7/8"), 4 PIN, MALE INLINE, STRAIGHT TO FEMALE, STRAIGHT, 16 AWG, STOOW, PVC JACKET	
SIZE	TYPE	DWG NO.	REVISION
C-		MN47A4AC01M	A1
		MN47A4AC01M	SHEET 1 OF 1

Title: MN47A4AC01M-SR-F-SR-4-WIRING Date: 08/10/2014 Rev: 01

X-ON Electronics

Largest Supplier of Electrical and Electronic Components

Click to view similar products for [DC Power Cords](#) category:

Click to view products by [Amphenol](#) manufacturer:

Other Similar products are found below :

[172-4000](#) [172-4101](#) [172-7443-E](#) [21033836407](#) [2J-1865A](#) [2R7006A20A120](#) [426055400-3](#) [MN47A4BC01M010](#) [H-OU-2](#) [CA0002](#)
[420680840-3](#) [426451500-3](#) [P162PT4-36](#) [1-832692-4](#) [FJ-VSP 3M](#) [96CB-POWER-B-1.8M2](#) [426040200](#) [CA0006](#) [H-OU-27](#) [1700019464](#) [FJ-](#)
[VSP 10M](#) [MN47B4BC01M040](#) [H-OU-20](#) [2-836917-8](#) [867566-1](#) [804001P03M050G](#) [2050KH1-BK](#) [426013710-3](#) [58257-1069](#) [216603-0037](#)
[1011147](#) [1011324](#) [1012028](#) [862545-5](#) [BXC-10567](#) [172-2555](#) [32102-022800-200-RS](#) [DC.CAB.0201.0150](#) [DC.CAB.0301.0150](#)
[DC.CAB.0610.0150](#) [DC.CAB.0700.0150](#) [DC.CAB.1000.0150](#) [DC.CAB.1000.0300](#) [DC.CAB.1100.0150](#) [DC.CAB.1400.0150](#)
[DC.CAB.1410.0150](#) [DC.CAB.1500.0150](#) [DC.CAB.1811.0150](#) [DC.CAB.1900.0150](#) [DC.CAB.1911.0150](#)