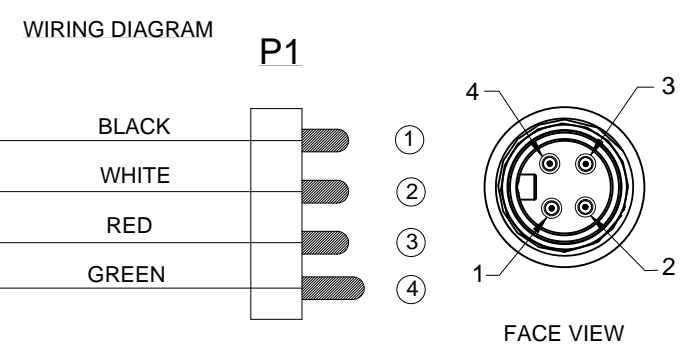
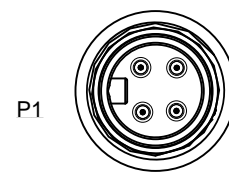
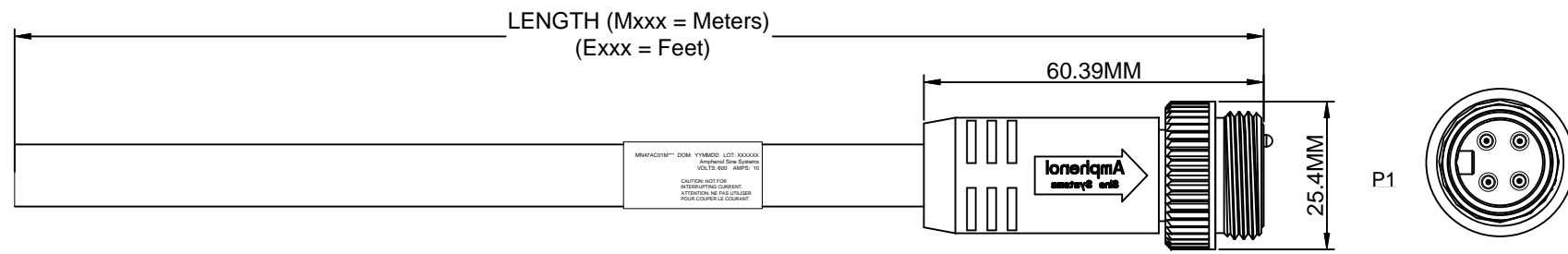


REVISIONS						
REV	ZONE	ECO	DESCRIPTION	DATE	BY	CHK APPR
A1	-	-	TECHNICAL DATA SHEET RELEASE	14SEP15	LFA	- -



TECHNICAL DATA:

1) MATERIALS:

- COUPLING NUT: MACHINED ALUMINUM, ANODIZED
- INSULATION INSERT: THERMOPLASTIC, UL 94/V-0
- CONTACT: GOLD FLASH PLATING OVER COPPER ALLOY
- OVERMOLD MATERIAL: THERMOPLASTIC COLOR: YELLOW
- CABLE RATING: UL LISTED TYPE STOOW, CSA CERTIFIED TYPE ST, FT2 FLAME RATING, 600V, 105°C
- CABLE JACKET MATERIAL: PVC COLOR: YELLOW
- CONDUCTOR INSULATION: PVC
- NUMBER OF CONDUCTORS: (4) 16AWG

2) ELECTRICAL DATA:

- CURRENT (MAX): 10A
- VOLTAGE (MAX): 600V AC/DC
- INSULATION RESISTANCE (MIN): 5000M OHMS
- DIELECTRIC TEST VOLTAGE: 2200V

3) MECHANICAL DATA:

- TEMPERATURE RANGE: -20°C TO +105°C
- PROTECTION: IP67 (MATED CONDITION)
- MATING CYCLES: >500
- VIBRATION RESISTANCE PER MIL-STD-202 METHOD 204
- THERMAL SHOCK PER MIL-STD-202 METHOD 207
- 48 HOUR SALT SPRAY PER MIL-STD-202 METHOD 101

- 4) RoHS COMPLIANT
- 5) UL 2238 LISTED ASSEMBLY
- UL FILE NUMBERS: E224856

TOLERANCE	
0-2.99 M = +100.0/-25.0mm	0-9.99 FT = +4" / -1"
3-8.99 M = +150.0/-25.0mm	10.00-29.99 FT = +6" / -1"
9-14.99 M = +300.0/-25.0mm	30.00-49.99 FT = +12" / -1"
15-OVER M = +450.0/-25.0mm	50 FT-OVER = +18" / -1"

Risk of Electrical Shock
Do Not Disconnect Under Load.
Risque de chocs électriques
Ne pas débrancher sous tension.

WARNING

QUANTITY	PART NUMBER	DESCRIPTION	ITEM
MATERIALS LIST			
UNLESS OTHERWISE SPECIFIED:		SIGNATURES DATE	
1) All dimensions are in metric (mm).		DRAWN: KMM	12-MAY-14
2) Tolerances are as follows:		CHECKED: MRF	12-MAY-14
1 PL DEC ±0.30		ENGINEER: KMM	
2 PL DEC ±0.15		APPROVAL: RFC	12-MAY-14
3 PL DEC ±0.08		CUSTOMER:	
3) Note reference =			
MATERIAL SPECIFICATIONS:		THIS DRAWING IS SUPPLIED FOR INFORMATION ONLY. DESIGN FEATURES, SPECIFICATIONS AND PERFORMANCE DATA SHOWN HEREON ARE THE PROPERTY OF THE AMPHENOL CORPORATION. NO RIGHTS OF REPRODUCTION ARE IMPLIED. ALL DIMENSIONS ARE SUBJECT TO NORMAL MANUFACTURING VARIATIONS.	
PROCESS SPECIFICATIONS:		SIZE: C-	DWG NO: MN47AC01M
NEXT ASSY:		SCALE: HALF	C-MN47AC01M SHEET 1 OF 1

Amphenol

Sine Systems - www.sineco.com
44724 Morley Drive
Clinton Township, MI 48036

MINIBOSS M22 (7/8"), 4 PIN, Male Inline,
Straight, 16 AWG, STOOW, PVC Jacket

Title: MINIBOSS M22 (7/8") 4 PIN, Male Inline, Straight, 16 AWG, STOOW, PVC Jacket
Date: 12/15/14
Drawn: KMM
Checked: MRF
Engineer: KMM
Appr: RFC
Scale: HALF
Sheet: 1 of 1

X-ON Electronics

Largest Supplier of Electrical and Electronic Components

Click to view similar products for [Sensor Cables / Actuator Cables](#) category:

Click to view products by [Amphenol](#) manufacturer:

Other Similar products are found below :

[60963](#) [60964](#) [M83513/19-F01CP](#) [703000D02F2002](#) [703001D02F0602](#) [703001D02F300](#) [704000D02F120](#) [773032K02F030](#) [802027107404-1](#)
[802027213811-1](#) [804001A09M150](#) [805001A09M0502](#) [84914-0235](#) [84914-0237](#) [885030A09M020](#) [8R4J30E03C3003](#) [1200651332](#)
[1200651713](#) [1200660844](#) [1200660845](#) [1200661173](#) [1200680071](#) [1200720053](#) [1200720081](#) [1200720099](#) [1200720217](#) [1200800231](#)
[1200860125](#) [1200870123](#) [1200980102](#) [1200650267](#) [1200650298](#) [1200660183](#) [1200660782](#) [1200660849](#) [1200661295](#) [1200661297](#)
[1200661342](#) [1200661343](#) [1200670080](#) [1200670220](#) [1200680331](#) [1200720252](#) [1200730184](#) [1200860344](#) [1200870359](#) [1200870643](#)
[1200980008](#) [1200980031](#) [1210502211](#)