

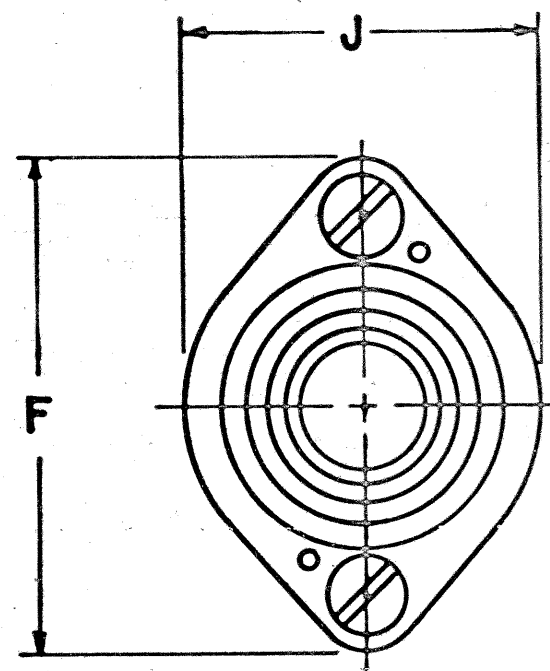
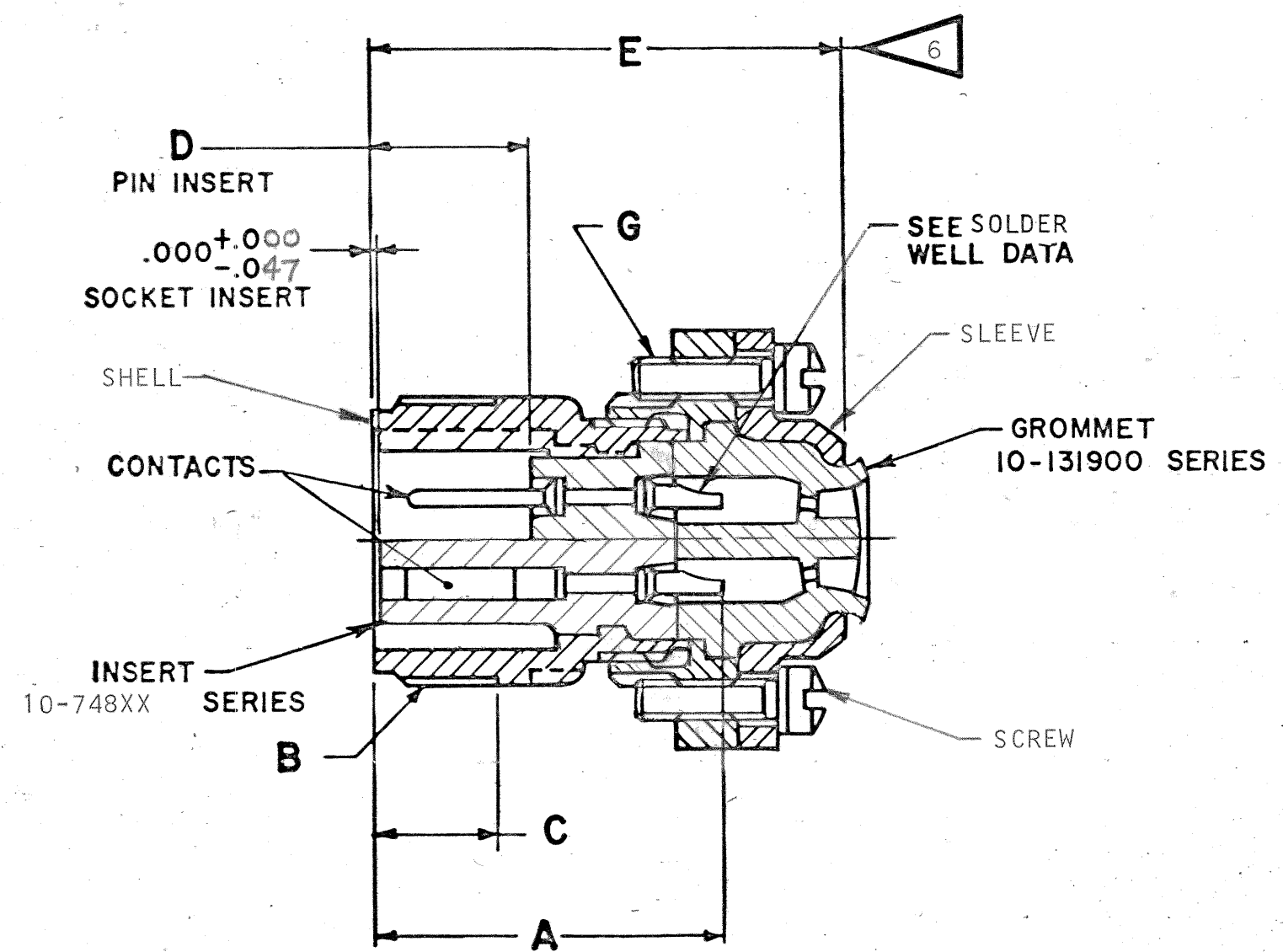
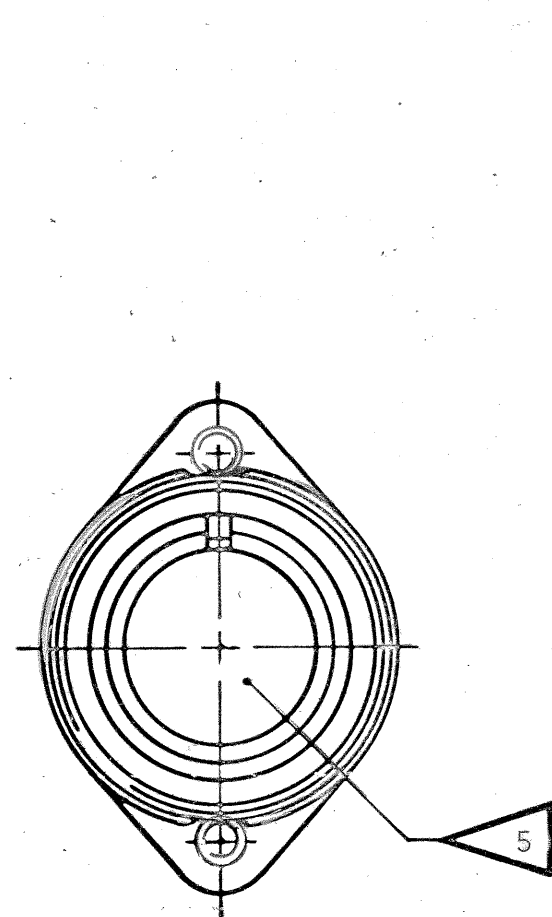
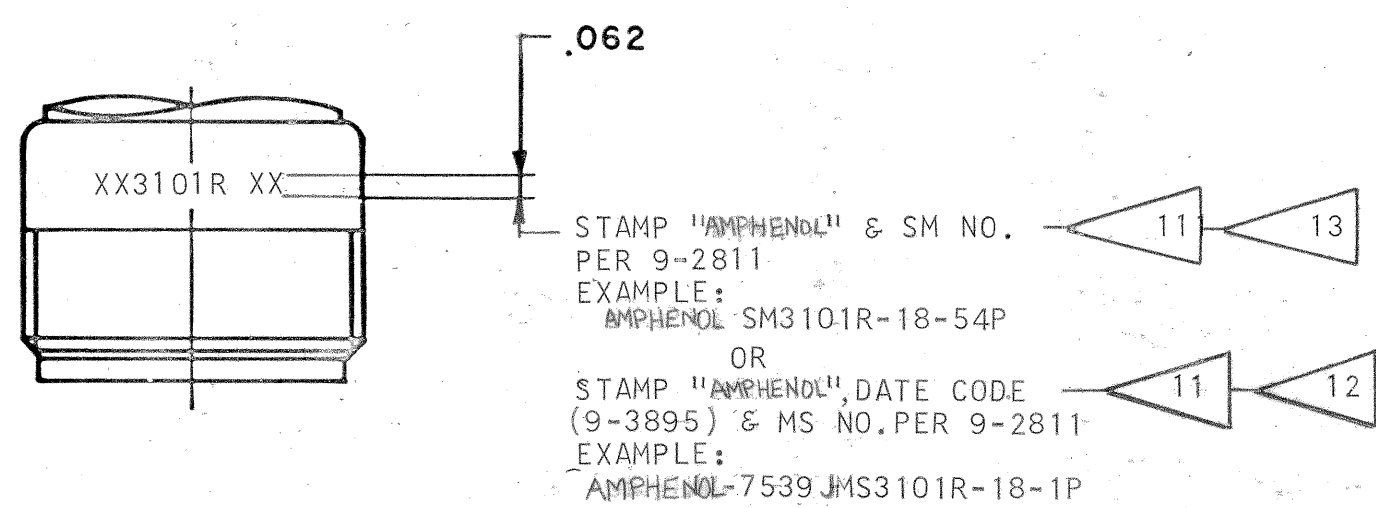
4

3

2

1

35508-462		REVISIONS		
ZONE	LTR	DESCRIPTION	DATE	APPROVED
A7		REDRAWN SAME SIZE, REVISED AND STANDARDIZED; (SEE NOTICE OF CHANGE) ECN: 55525-41	10-10-72 LAMBRECH	<i>[Signature]</i>
B		(MFG); ADD. 9-3895 (PROCESS SPEC); REV STAMPING NOTE ECN: 57216-3	12-22-75 <i>[Signature]</i>	<i>[Signature]</i>
C		(MFG); REV STAMPING NOTE 12 ECN: 57738-2	5-19-76 BOWKERT	<i>[Signature]</i>
D		(CL II) SEE CHANGE NOTICE ECN: 74790-5	12-14-83 Pescott	<i>[Signature]</i>
E		(CL II) REV INSERT DIM WAS .000+.047-.000 ECN: 21435-1	12-23-88 SHEIRER	<i>[Signature]</i>
F		(CL II) SEE ECN 91395	8/10/02	<i>[Signature]</i>



FIND NO.	QTY REQD	CODE IDENT	PART NUMBER	DESCRIPTION	NOTE REF
PARTS LIST					
UNLESS OTHERWISE SPECIFIED LINEAR DIMENSIONS ARE IN INCHES. TOLERANCES: .XXX ± .010, .XX ± .03, .X ± .1, ANGLES ± 2°. OTHER STANDARDS PER 9-3800 AND MIL-D-1000. NOTE REF			SIGNATURES	DATES	The Bendix Corporation Electrical Components Division Sidney, New York TITLE: CONNECTOR, ELECTRICAL PLUG, TYPE MS-R, SM-R()FL
MATERIAL SPEC			PREPARED JOYCE	9-25-58	
			CHECKED <i>[Signature]</i>	10-2-73	
PROCESS SPEC TEST 9-3106-5 ASSY 9-3103-1 9-2811 9-2437 9-3895			APPROVED <i>[Signature]</i>	12-7-72	
			APPROVED <i>[Signature]</i>	10-4-73	
SEE SHEET 2 NOTES:			SIZE C	CODE IDENT NO. 77820	10-190108 THRU 10-190150
USE OF THIS DOCUMENT IS UNLIMITED. DOCUMENTS REFERENCED HEREON CONTAIN LIMITED RIGHTS DATA.			SCALE NONE	SEE PARTS LIST	REF 10-131108/50
NEXT ASSEMBLY					SHEET 1 OF 2

10-190108/50

TAB.

4

3

2

1

ASSEMBLY NUMBER	SM OR MS NUMBER	SHELL	NUT	SLEEVE	SCREW 2 REQD	A MAX	B THREAD (PLATED) CLASS 2 A	C MIN FULL THD	D ±.031	E MAX	F DIA MAX	G THREAD CLASS 2	J DIA MAX
10-190108-	3101R- 8S -	10-37261- 8	10-130028- 83	10-130029- 83	10-101152-83	1.134	.500-28UNEF	.406	.484	1.588	.959	6-32 UNC	.557
10-190110-	-10S -	-10	-103	-103			.625-24UNEF				1.026		.682
10-190111-	-10SL-	-11	-123	-123			.625-24UNEF				1.120		.807
10-190112-	-12S -	-12	-123	-123			.750-20UNEF	.422					
10-190113-	-12 -	-13	-133	-123		1.572	.750-20UNEF	.656	.672	1.931			
10-190114-	-14S -	-14	-143	-143		1.134	.875-20UNEF	.391	.484	1.588	1.307		.932
10-190115-	-14 -	-15	-153	-143		1.572	.875-20UNEF	.625	.672	1.931	1.307		.932
10-190116-	-16S -	-16	-163	-163		1.134	1.000-20UNEF	.391	.484	1.588	1.432		1.057
10-190117-	-16 -	-17	-173	-163		1.572	1.000-20UNEF	.625	.672	1.931	1.432		1.057
10-190118-	-18 -	-18	-183	-183			1.125-18UNEF				1.557		1.182
10-190120-	-20 -	-20	-203	-203	10-101151-83		1.250-18UNEF				1.744	8-32 UNC	1.291
10-190122-	-22 -	-22	-223	-223	10-101151-83		1.375-18UNEF				1.869		1.432
10-190124-	-24 -	-24	-243	-243	10-101151-93		1.500-18UNEF			2.009	1.994		1.557
10-190128-	-28 -	-28	-283	-283	10-101151-93		1.750-18UNS			2.009	2.166		1.807
10-190132-	-32 -	-32	-323	-323	10-101270-93		2.000-18UNS			2.072	2.541	10-32 UNF	2.057
10-190136-	-36 -	-36	-363	-363			2.250-16UN				2.729		2.260
10-190140-	-40 -	-40	-403	-403			2.500-16UN				2.979		2.510
10-190141/50-													

NOT AVAILABLE



STANDARD SOLDER WELL DATA						SPECIAL SOLDER WELL DATA			THERMOCOUPLE	
CONTACT SIZE	0	4	8	12	16	8 FOR NO. 6 WIRE	12 FOR NO. 10 WIRE	16 FOR NO. 12 WIRE	12	16
WELL DIA	.469 ⁺ .005 -.003	.332 ⁺ .005 -.003	.209 ⁺ .004 -.002	.116 ⁺ .004 -.002	.078 ⁺ .004 -.002	.250±.003	.152 ⁺ .004 -.002	.109 ⁺ .004 -.001	.125 ⁺ .004 -.002	.094 ⁺ .004 -.002
WELL DEPTH	⁺ .031 -.000	.625	.625	.500	.375	.250	.250	.188	.250	.188

- 8. SHIP CONNECTORS WITH SEALING PLUGS UNASSEMBLED. (MS STAMPED CONNECTORS ONLY).
- 7. ALL UNUSED GROMMET HOLES MUST BE FILLED WITH APPROPRIATE SIZE SEALING PLUGS. SEALING PLUGS ARE PART OF MS STAMPED ASSEMBLIES ONLY.
- 6. DIMENSION INDICATES FINAL INSTALLATION. FOR STORAGE AND SHIPPING, NUT AND SLEEVE MUST BE LOOSELY COUPLED.
- 5. FOR CONTACT SIZE, SPACING AND SERVICE RATING, SEE DRAWINGS L-11908-() THRU L-11948-(), & DRAWINGS MS33680 THRU MS33693.
- 4. SEE DRAWINGS 10-190608 THRU 10-190650 AND OTHERS FOR REQUIRED MATING PLUG ASSEMBLIES.
- 3. FOR COMPONENT PART NUMBERS, QUANTITIES, AND RELEASE STATUS OF THE DESIRED UNIT, SEE SEPARATE PARTS LIST.
- 2. TO COMPLETE ASSEMBLY NO., SM NO., OR MS NO., ADD APPLICABLE INSERT ARRANGEMENT SUFFIX TO BASE NUMBERS LISTED ABOVE. (FOR ALTERNATE ARRANGEMENTS, REFER TO 9-2437).
- 1. UNITS ILLUSTRATED MEET THE MATERIAL & FINISH REQUIREMENTS OF MIL-C-5015.

- 15. PACKAGE PER PRODUCTION PROCESS SHEET.
- 13. CONNECTOR ASSEMBLIES 10-190108-50/-99 THRU 10-190150-50/-99, EXCEPT THOSE LISTED IN NOTE 12, ARE STAMPED WITH SM NO.
- 12. CONNECTOR ASSEMBLIES 10-190108-1/-49 THRU 10-190150-1/-49, AND 10-190136-52, 10-190140-56 AND 10-190140-62 ARE STAMPED WITH MS NO.
- 11. SEE WORK ORDER FOR PERMISSIBLE ADDITIONAL OR ALTERNATE STAMPING.
- 10. ALL LOCKWIRE HOLES ARE .045 DIA MIN.
- 9. INCREASE A DIMENSION BY .312 FOR SIZE 0 CONTACT.

CONTACT DATA (WHERE APPLICABLE)				
THERMOCOUPLE		COAXIAL		
MATERIAL	IDENTIFICATION	ARR	CABLE	
CHROMEL	WHITE			
ALUMEL	GREEN			
IRON	BLACK			
CONSTANTAN	YELLOW			
INSERT ARRANGEMENTS CONTAINING THERMOCOUPLE OR COAXIAL CONTACTS MUST HAVE SUCH CONTACTS ASSEMBLED INTO THE INSERT IN PROPER LOCATIONS AS SPECIFIED BY APPLICABLE DRAWING L-11908-() THRU L-11948-().				

NOTES:

SIZE	CODE IDENT NO.	10-190108	THRU
C	77820	10-190150	

REV SYM	A7	B	C	D	E	F	SCALE	VT	REF	SHEET	2
---------	----	---	---	---	---	---	-------	----	-----	-------	---

D

C

B

A

10-190108/50

X-ON Electronics

Largest Supplier of Electrical and Electronic Components

Click to view similar products for [Circular MIL Spec Connector](#) category:

Click to view products by [Amphenol](#) manufacturer:

Other Similar products are found below :

[0025-262-542](#) [0025-264-3014](#) [58-570121-04S](#) [0134-202-1200](#) [0134-207-1206](#) [0134-207-1800](#) [0134-207-2207](#) [0134-213-0806](#) [0134-213-1007](#) [0134-213-1009](#) [0134-213-1208](#) [0134-213-1800](#) [0134-213-2209](#) [0025-258-000](#) [015-9516-002](#) [60-042722-19P](#) [0114-201-1278](#) [602GB06EG24-61SN](#) [0134-201-1207](#) [0134-201-1806](#) [0134-201-2006](#) [0134-201-2007](#) [0134-201-2010](#) [0134-202-1400](#) [0134-207-0809](#) [0134-207-1208](#) [0134-207-2009](#) [0134-213-1006](#) [6104-207-2302](#) [6104-208-1902](#) [6131-202-19149P](#) [6131-204-21149P](#) [6131-207-13149P](#) [6131-208-13149P](#) [6131-209-17149P](#) [6131-210-11149P](#) [6131-211-19149P](#) [6131-216-19149P](#) [6131-220-25149P](#) [6131-259-11149P](#) [6131-259-21149P](#) [6131-259-23149P](#) [6131-263-19149P](#) [6131-265-17149P](#) [6131-265-19149P](#) [CS3102A-20-15P](#) [CS3102A-20-15S](#) [CS3102C18-4P-472](#) [CS3106A-20-29P](#) [CS3106A-20-74P](#)