




SIGN	DATE	DESCRIPTION	APPROVER
△	02/07'06	Part No. is changed.	Tony
△	06/23'06	UL current rating is changed from 10A to 15A	Marvin
△	06/23'06	CSA Voltage rating is changed from 250V to 300V	Marvin
△	06/23'06	Added TUV logo	Marvin
△	1/31'07	Soldering temperature changed from 245° to 250°	Tony
△	2009.09.02	The part No is changed	Jacke

THIS IS CAD DRAWING, DO NOT REVISE MANUALLY!!!

Material:

- Item Ⓐ Terminal(housing): Thermoplastic (UL94V-0)
- Item Ⓑ Contact pin: Brass, Tin plated

Electrical: UL /VDE/ TUV

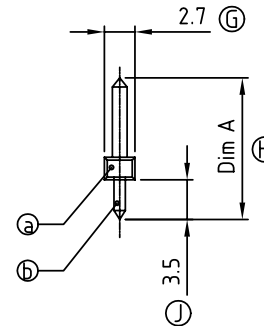
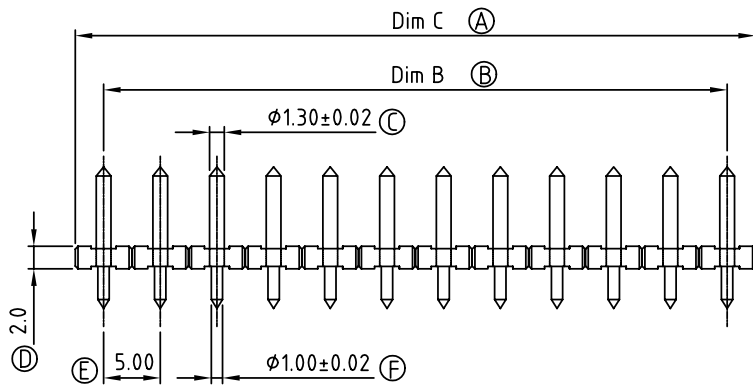
- △ ● Voltage rating: 300V /300V / 300V
- △ ● Current rating: 15A / 12A / 15A
- Withstanding Voltage: 1.6KV / 2.5KV / 2.5KV
- Operating temperature: -40°C to +115°C (-40°C to +130°C)
- △ ● Soldering temperature: PA66-250°C±10°C/5 Sec (PA46-280°C/5 Sec)
- △ ● Safety Approval:   
- △ ● Part No.:

OP xx 0 x x x xxxx G

POLES
02 pole Dim A Length
" " 2 12.5mm
24 pole 7 18.0mm
8 16.2mm

G: Rohs compliant
Pb<40000ppm
0000: Standard
Any special item by
customer request.
please contact sales
department.

0 Tin
1 Gold plating 10u"
2 Gold flash




P.C.B. LAYOUT

Poles	02	03	04	05	06	07	08	09	10	11	12	13
Dim C	10.00	15.00	20.00	25.00	30.00	35.00	40.00	45.00	50.00	55.00	60.00	65.0
Dim B	5.00	10.00	15.00	20.00	25.00	30.00	35.00	40.00	45.00	50.00	55.00	60.0
TOL	±0.10				±0.15				±0.20			
Poles	14	15	16	17	18	19	20	21	22	23	24	
Dim C	70.0	75.0	80.0	85.0	90.0	95.0	100.0	105.0	110.0	115.0	120.0	
Dim B	65.0	70.0	75.0	80.0	85.0	90.0	95.0	100.0	105.0	110.0	115.0	
TOL	±0.25				±0.30				±0.40			

ANYTEK

CUSTOMER COPY

ALL RIGHTS RESERVED. REPRODUCTION OR ISSUE TO THIRD PARTIES IN ANY FORM WHATSOEVER IS NOT PERMITTED WITHOUT WRITTEN AUTHORITY FROM THE PROPRIETOR. PROPERTY OF ANYTEK TECHNOLOGY CO., LTD




TITLE	OP 5.0 Series (Upφ1.3,Downφ1.0)											
PART NO.	OPxx0xxxxxxG △							DWG NO.	80P0002			
APPROVED	CHECKED	DESIGNED	DRAWN	CUST NO.				Tolerance				
		Jacke	Jacke						UNIT: mm	X.	±0.50	
		2010.02.02	2010.02.02						SCALE: NONE	X.X	±0.30	
									SHEET: 01/01	REV.: G	X.XX	±0.10
										X°	±1°	

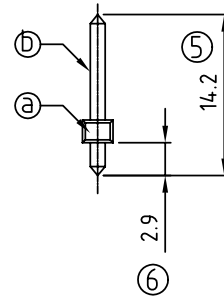
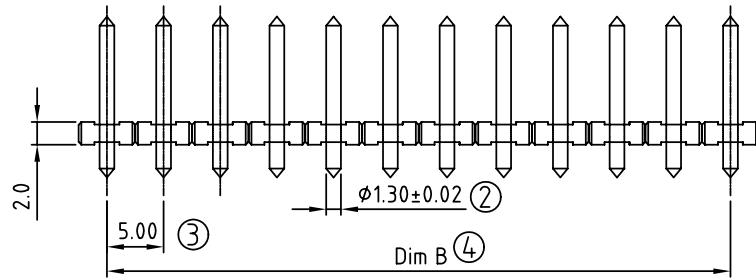
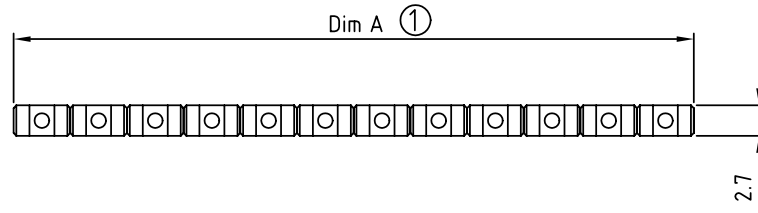
SIGN	DATE	DESCRIPTION	APPROVER
△			
THIS IS CAD DRAWING, DO NOT REVISE MANUALLY!!!			

Material:

- Item ③ Terminal(housing): Thermoplastic (UL94V-0)
- Item ⑥ Contact pin: Brass, Tin plated

Electrical:

- Voltage rating: 300V / 300V / 300V
- Current rating: 15A / 12A / 15A
- Withstanding Voltage: 1.6KV / 2.5KV / 2.5KV
- Operating temperature: -40°C to +115°C (-40°C to +130°C)
- Soldering temperature: PA66-250°C±10°C/5 Sec (PA46-280°C/5 Sec)
- Safety Approval:   
- Part No.:



OP xx 0 4 x x xxxx G

POLES

02,,pole,,

24 pole

Tin plating

0 Tin

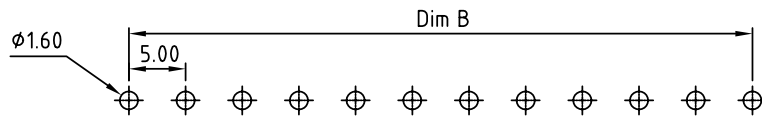
1 Gold plating 10u"

2 Gold flash

0 PA66
1 PA46

G: Pb<40000ppm

0000: Standard
Any special item by
customer request.
please contact sales
department.



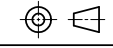
P.C.B. LAYOUT

Poles	02	03	04	05	06	07	08	09	10	11	12	13
Dim C	10.00	15.00	20.00	25.00	30.00	35.00	40.00	45.00	50.00	55.00	60.00	65.0
Dim B	5.00	10.00	15.00	20.00	25.00	30.00	35.00	40.00	45.00	50.00	55.00	60.0
TOL	±0.10				±0.15				±0.20			
Poles	14	15	16	17	18	19	20	21	22	23	24	
Dim C	70.0	75.0	80.0	85.0	90.0	95.0	100.0	105.0	110.0	115.0	120.0	
Dim B	65.0	70.0	75.0	80.0	85.0	90.0	95.0	100.0	105.0	110.0	115.0	
TOL	±0.25				±0.30				±0.40			

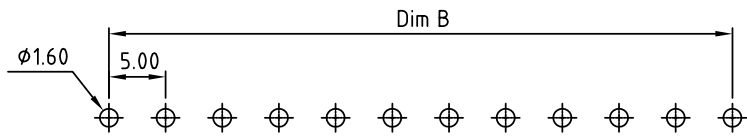
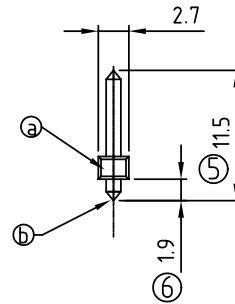
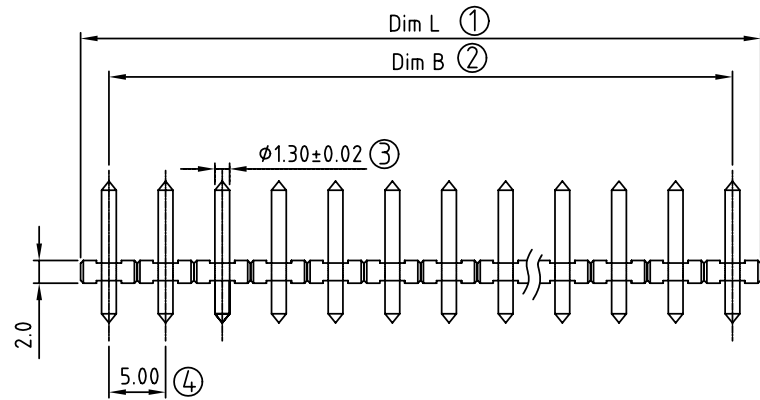
ANYTEK

CUSTOMER COPY

ALL RIGHTS RESERVED. REPRODUCTION OR ISSUE TO THIRD PARTIES IN ANY FORM WHATSOEVER IS NOT PERMITTED WITHOUT WRITTEN AUTHORITY FROM THE PROPRIETOR. PROPERTY OF ANYTEK TECHNOLOGY CO., LTD

TITLE	OP 5.0 Series L=14.2mm												
PART NO.	OPxx04xxxxxxG						DWG NO.	80P0004					
APPROVED	CHECKED	DESIGNED	DRAWN	CUST NO.									Tolerance
	Marvin 2006.08.07	Marvin 2006.08.07	Marvin 2006.08.07										X. ±0.50
				UNIT: mm									X.X ±0.30
				SCALE: NONE									X.XX ±0.10
				SHEET: 01/01									X° ±1°
				REV.: B									

SIGN	DATE	DESCRIPTION	APPROVER
△			
THIS IS CAD DRAWING, DO NOT REVISE MANUALLY!!!			



Dim L = N x 5.0
Dim B = (N - 1) x 5.0

Poles	02	03	04	05	06	07	08	09	10	11	12	13
Dim L	10.00	15.00	20.00	25.00	30.00	35.00	40.00	45.00	50.00	55.00	60.00	65.0
Dim B	5.00	10.00	15.00	20.00	25.00	30.00	35.00	40.00	45.00	50.00	55.00	60.0
TOL	±0.10				±0.15				±0.20			
Poles	14	15	16	17	18	19	20	21	22	23	24	
Dim L	70.0	75.0	80.0	85.0	90.0	95.0	100.0	105.0	110.0	115.0	120.0	
Dim B	65.0	70.0	75.0	80.0	85.0	90.0	95.0	100.0	105.0	110.0	115.0	
TOL	±0.25				±0.30				±0.40			

- Material:
- Item ③ Terminal(housing): Thermoplastic (UL94V-0)
 - Item ④ Contact pin: Brass
- Electrical: UL / VDE / TUV
- Voltage rating: 300V / 300V / 300V
 - Current rating: 15A / 12A / 15A
 - Withstanding Voltage: 1.6KV / 2.5KV / 2.5KV
 - Operating temperature: -40°C to +115°C (-40°C to +130°C)
 - Soldering temperature: PA66-250°C±10°C/5 Sec (PA46-280°C/5 Sec)
 - Safety Approval:

OP xx 0 3 x x xxxx G

POLES ————
02,,pole,,
24 pole

G: Pb<40000ppm
0000: Standard
Any special item by
customer request.
please contact sales
department.
0 PA 66
1 PA46

0 Tin plated 200u"
1 Gold plateing 10u"
2 Gold flash

ANYTEK

CUSTOMER COPY

ALL RIGHTS RESERVED. REPRODUCTION OR ISSUE TO THIRD PARTIES IN ANY FORM WHATSOEVER IS NOT PERMITTED WITHOUT WRITTEN AUTHORITY FROM THE PROPRIETOR. PROPERTY OF ANYTEK TECHNOLOGY CO., LTD




TITLE	OP 5.0 Series				DWG NO.	80P0007	
PART NO.	OPxx03xxxxxxG				CUST NO.		
APPROVED	CHECKED	DESIGNED	DRAWN	Tolerance			
		Jacke 2010.03.16	Jacke 2010.03.16			UNIT: mm	X. ±0.50
						SCALE: NONE	X.X ±0.30
				SHEET: 01/01	REV.: B	X.XX ±0.10	X° ±1°

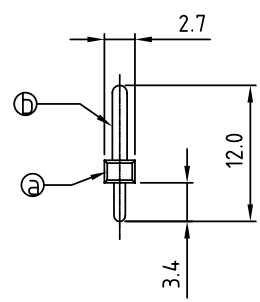
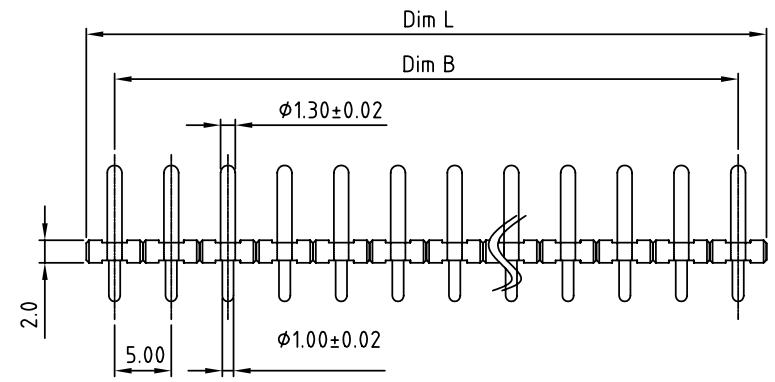
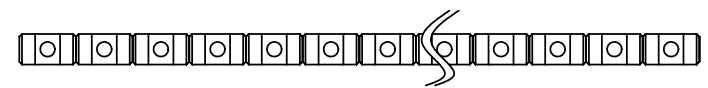
SIGN	DATE	DESCRIPTION	APPROVER
△			
THIS IS CAD DRAWING, DO NOT REVISE MANUALLY!!!			

Material:

- Item ③ Terminal(housing): Thermoplastic (UL94V-0)
- Item ④ Contact pin: Brass, Tin plated

Electrical: UL /VDE/ TUV

- Voltage rating: 300V /300V / 300V
- Current rating: 15A / 12A / 15A
- Withstanding Voltage: 1.6KV / 2.5KV / 2.5KV
- Operating temperature: -40°C to +115°C (-40°C to +130°C)
- Soldering temperature: PA66-250°C±10°C/5 Sec (PA46-280°C/5 Sec)
- Safety Approval:   
- Part No.:



OP xx 0 K x x xxxx G

POLES ——— G: Pb<40000ppm

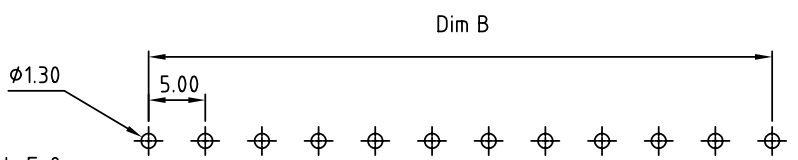
02 „pole„

24 pole

0000: Standard
Any special item by
customer request.
please contact sales
department.

0 PA 66
1 PA 46

0 Tin plated 200u"
1 Gold plating 10u"
2 Gold flash



Dim L=N×5.0
Dim B=(N-1)×5.0


P.C.B. LAYOUT

Poles	02	03	04	05	06	07	08	09	10	11	12	13
Dim L	10.00	15.00	20.00	25.00	30.00	35.00	40.00	45.00	50.00	55.00	60.00	65.00
Dim B	5.00	10.00	15.00	20.00	25.00	30.00	35.00	40.00	45.00	50.00	55.00	60.00
TOL	±0.10				±0.15				±0.20			
Poles	14	15	16	17	18	19	20	21	22	23	24	
Dim L	70.0	75.0	80.0	85.0	90.0	95.0	100.0	105.0	110.0	115.0	120.0	
Dim B	65.0	70.0	75.0	80.0	85.0	90.0	95.0	100.0	105.0	110.0	115.0	
TOL	±0.25				±0.30				±0.40			

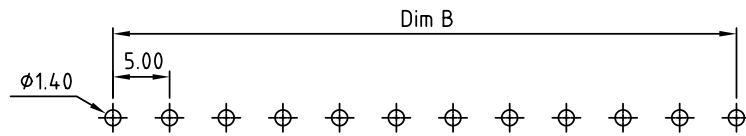
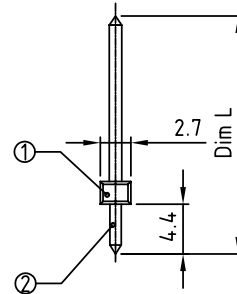
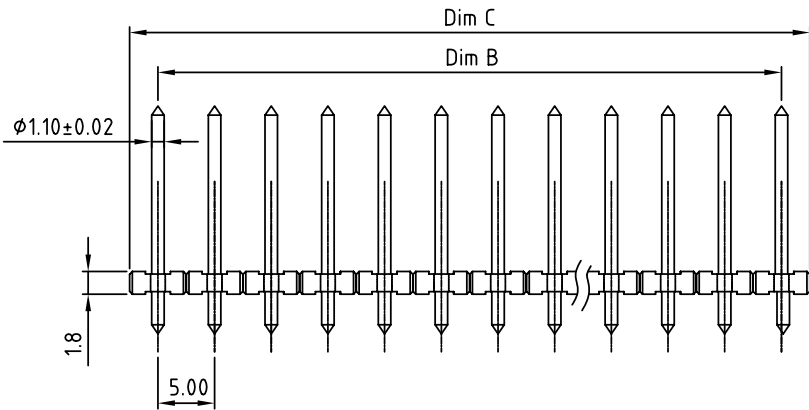
ANYTEK

CUSTOMER COPY

ALL RIGHTS RESERVED. REPRODUCTION OR ISSUE TO THIRD PARTIES IN ANY FORM WHATSOEVER IS NOT PERMITTED WITHOUT WRITTEN AUTHORITY FROM THE PROPRIETOR. PROPERTY OF ANYTEK TECHNOLOGY CO., LTD

TITLE	OP 5.0 Series (Upφ1.3,Downφ1.0)												
PART NO.	OPxx0KxxxxxxG								DWG NO.	80P0022			
APPROVED	CHECKED	DESIGNED	DRAWN	CUST NO.				Tolerance					
	Marvin 2008.04.11	Marvin 2008.04.11	Marvin 2008.04.11					UNIT: mm	X. ±0.50				
				SHEET: 01/01				SCALE: NONE	X.X ±0.30				
				REV.: B					X.XX ±0.10				
									X° ±1°				

SIGN	DATE	DESCRIPTION	APPROVER
THIS IS CAD DRAWING, DO NOT REVISE MANUALLY!!!			



P.C.B. LAYOUT

- Material:
- Item ① Terminal(housing): Thermoplastic (UL94V-0)
 - Item ② Contact pin: Brass
- Electrical: UL / VDE / TUV
- Voltage rating: 300V / 300V / 300V
 - Current rating: 15A / 12A / 15A
 - Withstanding Voltage: 1.6KV / 2.5KV / 2.5KV
 - Operating temperature: -40°C to +115°C (-40°C to +130°C)
 - Soldering temperature: PA66-250°C±10°C/5 Sec (PA46-280°C/5 Sec)
 - Safety Approval:

OP xx 0 x x x xxxx G

- POLES ———— G: ROHS compliant (lead<4%)
- 02,,pole,,
24 pole
- Dim L Length
A 21.0mm
C 12.7mm
D 16.3mm
G 17.9mm
- 0000: Standard
Any special item by
customer request.
please contact sales
department.
- 0 PA66
1 PA46
- 0 Tin plated 200u"
1 Gold plating 10 u"
2 Gold flash

Poles	02	03	04	05	06	07	08	09	10	11	12	13
Dim C	10.00	15.00	20.00	25.00	30.00	35.00	40.00	45.00	50.00	55.00	60.00	65.0
Dim B	5.00	10.00	15.00	20.00	25.00	30.00	35.00	40.00	45.00	50.00	55.00	60.0
TOL	±0.10				±0.15				±0.20			
Poles	14	15	16	17	18	19	20	21	22	23	24	
Dim C	70.0	75.0	80.0	85.0	90.0	95.0	100.0	105.0	110.0	115.0	120.0	
Dim B	65.0	70.0	75.0	80.0	85.0	90.0	95.0	100.0	105.0	110.0	115.0	
TOL	±0.25				±0.30				±0.40			

ANYTEK				CUSTOMER COPY			
ALL RIGHTS RESERVED. REPRODUCTION OR ISSUE TO THIRD PARTIES IN ANY FORM WHATSOEVER IS NOT PERMITTED WITHOUT WRITTEN AUTHORITY FROM THE PROPRIETOR. PROPERTY OF ANYTEK TECHNOLOGY CO., LTD							
TITLE	OP 5.0 Series $\phi 1.1$			DWG NO.	80P0031		
PART NO.	OPxx0xxxxxxxG			CUST NO.			
APPROVED	CHECKED	DESIGNED	DRAWN	Tolerance			
		Jacke 2009.04.27	Jacke 2009.04.27			UNIT: mm	X. ±0.50
				SHEET: 01/01		SCALE: NONE	X.X ±0.30
				REV: B1			X.XX ±0.10
							X° ±1°

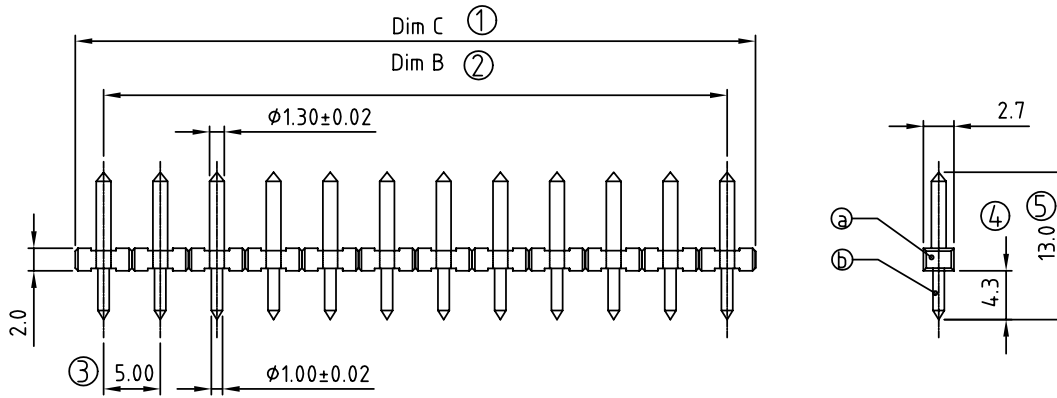
SIGN	DATE	DESCRIPTION	APPROVER
△	2/01'07	Soldering temperature changed from 245° to 250°	Tony
△	2009.09.02	The part No is changed	Jacke
△	2009.09.02	Add the tolerance table	Jacke

THIS IS CAD DRAWING, DO NOT REVISE MANUALLY!!!



- Material:
- Item ③ Terminal(housing): Thermoplastic (UL94V-0)
 - Item ⑤ Contact pin: Brass, Tin plated

- Electrical:
- UL /VDE/ TUV
 - Voltage rating: 300V /300V / 300V
 - Current rating: 15A / 12A / 15A
 - Withstanding Voltage: 1.6KV / 2.5KV / 2.5KV
 - Operating temperature: -40°C to +115°C (-40°C to +130°C)
 - △ ● Soldering temperature: PA66-250°C±10°C/5 Sec (PA46-280°C/5 Sec)
 - Safety Approval:
 - Part No.:



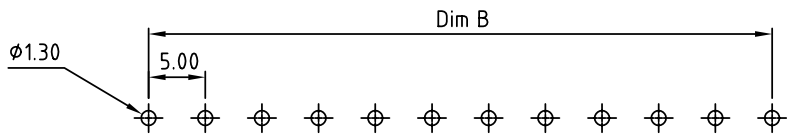
OP xx 0 1 0 x xxxx G

G: Pb<4000ppm

POLES
02 pole
" " " " " "
24 pole

0000: "@" Logo (Standard)
000A: "ANYTEK" Mark
Any special item by customer request.
please contact sales department.

0 PA66
1 PA46



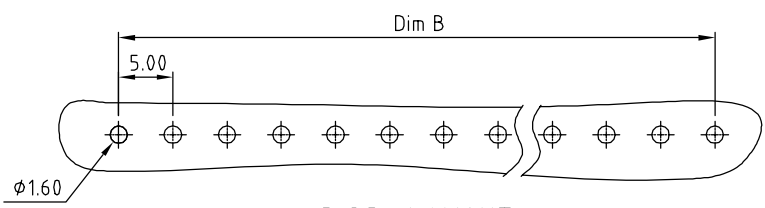
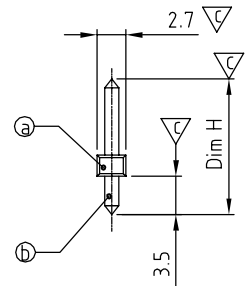
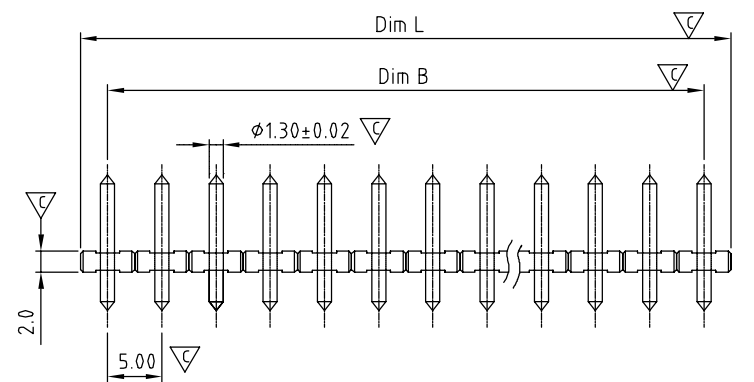
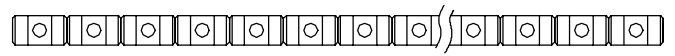
P.C.B. LAYOUT

Poles	02	03	04	05	06	07	08	09	10	11	12	13
Dim C	10.00	15.00	20.00	25.00	30.00	35.00	40.00	45.00	50.00	55.00	60.00	65.0
Dim B	5.00	10.00	15.00	20.00	25.00	30.00	35.00	40.00	45.00	50.00	55.00	60.0
TOL	±0.10			±0.15			±0.20					
Poles	14	15	16	17	18	19	20	21	22	23	24	
Dim C	70.0	75.0	80.0	85.0	90.0	95.0	100.0	105.0	110.0	115.0	120.0	
Dim B	65.0	70.0	75.0	80.0	85.0	90.0	95.0	100.0	105.0	110.0	115.0	
TOL	±0.25			±0.30			±0.40					

ANYTEK				CUSTOMER COPY			
ALL RIGHTS RESERVED. REPRODUCTION OR ISSUE TO THIRD PARTIES IN ANY FORM WHATSOEVER IS NOT PERMITTED WITHOUT WRITTEN AUTHORITY FROM THE PROPRIETOR. PROPERTY OF ANYTEK TECHNOLOGY CO., LTD							
TITLE	OP 5.0 Series (Upφ1.3,Downφ1.0)			DWG NO.	80P0003		
PART NO.	OPxx010xxxxxG△			CUST NO.			
APPROVED	CHECKED	DESIGNED	DRAWN	Tolerance			
		Jacke 2009.09.02	Jacke 2009.09.02			UNIT: mm	X. ±0.50
						SCALE: NONE	X.X ±0.30
							X.XX ±0.10
							X° ±1°
SHEET: 01/01				REV.: D			

SIGN	DATE	DESCRIPTION	APPROVER
△	02/07'06	Part No. is changed.	Tony
△	06/23'06	UL current rating is changed from 10A to 15A	Marvin
△	06/23'06	CSA Voltage rating is changed from 250V to 300V	Marvin
△	06/23'06	Added TUV logo	Marvin
△	1/31'07	Soldering temperature changed from 245° to 250°	Tony
△	2010.03.16	The part No is changed	Jacke
△	09/24`12	Soldering temperature changed from 250° to 260°	Chen Bo
△	09/24`12	Part No. is changed.	Chen Bo

THIS IS CAD DRAWING, DO NOT REVISE MANUALLY!!!



P.C.B. LAYOUT

N = Number of poles
 Dim L = N x 5.0
 Dim B = (N-1) x 5.0

	Dim L	Dim B
2-5p	±0.10	±0.10
6-9p	±0.15	±0.15
10-13p	±0.20	±0.20
14-17p	±0.25	±0.25
18-21p	±0.30	±0.30
22-24p	±0.40	±0.40

Material:

- Item ③ Terminal(housing): Thermoplastic (UL94V-0)
- Item ④ Contact pin: Brass

- Electrical: UL / VDE / TUV
- Voltage rating: 300V / 300V / 300V
 - Current rating: 15A / 12A / 15A
 - Withstanding Voltage: 1.6KV / 2.5KV / 2.5KV
 - Operating temperature: -40°C to +115°C (-40°C to +130°C)
 - Soldering temperature: PA66, 260°C±5°C/5 Sec (PA46, 280°C/10 Sec)
 - Safety Approval: PA66, 260°C±5°C/5 Sec (PA46, 280°C/10 Sec)
 - Critical dimension:

OP xx 0 x x x xxxx G

POLES ——— G RoHS compliant (lead<4%)
 In copper Alloy
 0000: Standard
 Any special item by customer request.
 please contact sales department.
 0 PA 66
 1 PA46
 0 Tin plated 200u"
 1 Gold plating 10u"
 2 Gold flash

ANYTEK				CUSTOMER COPY					
ALL RIGHTS RESERVED. REPRODUCTION OR ISSUE TO THIRD PARTIES IN ANY FORM WHATSOEVER IS NOT PERMITTED WITHOUT WRITTEN AUTHORITY FROM THE PROPRIETOR. PROPERTY OF ANYTEK TECHNOLOGY CO., LTD									
TITLE		OP 5.0 Series		DWG NO.		80P0001			
PART NO.		OPxx0xxxxxxG		CUST NO.					
APPROVED	CHECKED	DESIGNED	DRAWN			Tolerance			
		Chen Bo 09/24`12	Chen Bo 09/24`12			X.	±0.50		
						UNIT: mm	X.X	±0.30	
						SCALE: NONE	X.XX	±0.10	
						SHEET: 01/01	REV.: G	X°	±1°

X-ON Electronics

Largest Supplier of Electrical and Electronic Components

Click to view similar products for [Pluggable Terminal Blocks](#) category:

Click to view products by [Amphenol](#) manufacturer:

Other Similar products are found below :

[57.404.7553](#) [57.504.0053.7](#) [57.510.0053](#) [57.910.6153](#) [01.112.1453](#) [CTB932VE/6](#) [MC 1.5/ 6-ST-3.5 GY AU](#) [ET02015000J0G](#) [734-104](#) [734-302](#) [734-304](#) [8-141-P](#) [FKCT 2.5/ 3-ST KMGY](#) [860505](#) [860508](#) [860516](#) [860810](#) [861908](#) [GBPACX-12](#) [93.731.4953.0](#) [PV05-5,08-K](#) [PVP02-5,00](#) [PVP04-3,50](#) [PVS02-5,00](#) [1-1986160-3](#) [H-10](#) [ELFH09150](#) [ELFH16150](#) [ELFP03110](#) [ELFT06250](#) [ELFT07250](#) [ELVF09400](#) [ELVP03100](#) [ELXH03100](#) [ELXH071G0E](#) [ELXP041G0](#) [ELXT046G0](#) [1700101](#) [1700410](#) [1700425](#) [1703176](#) [1705229](#) [1710175](#) [1714537](#) [1717806](#) [1719600](#) [1729386](#) [1734692](#) [1734795](#) [1736036](#)