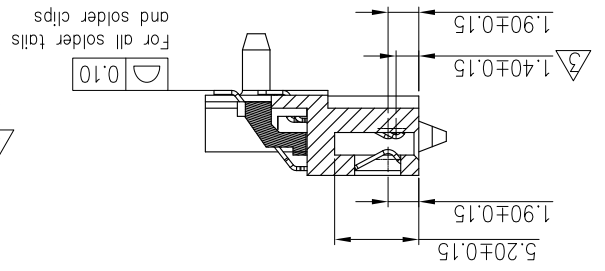
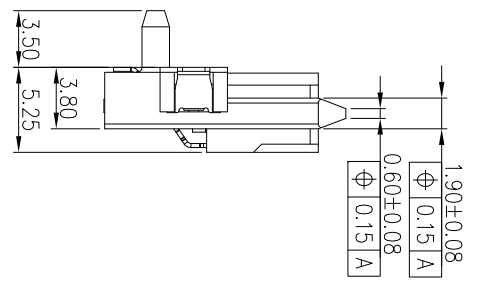
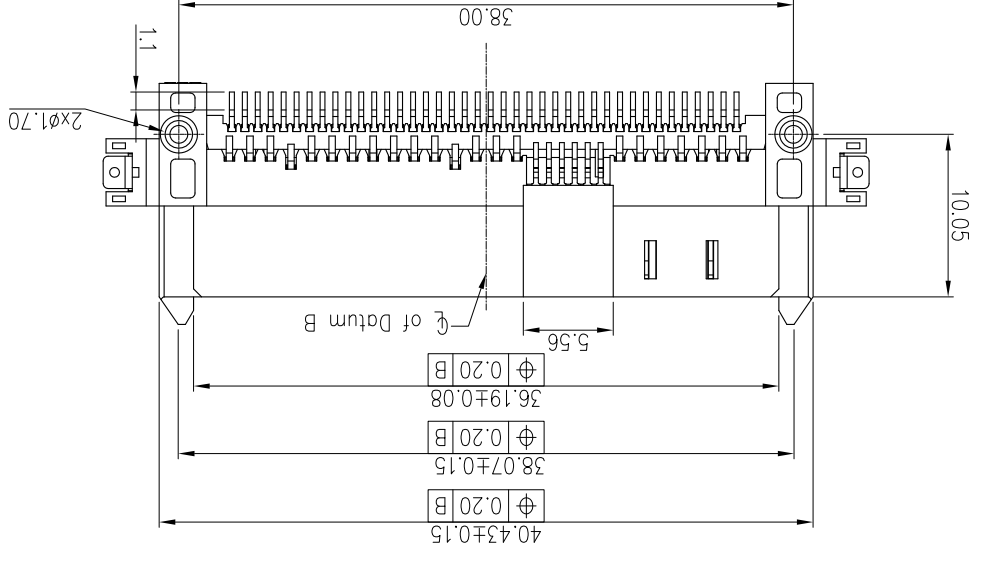
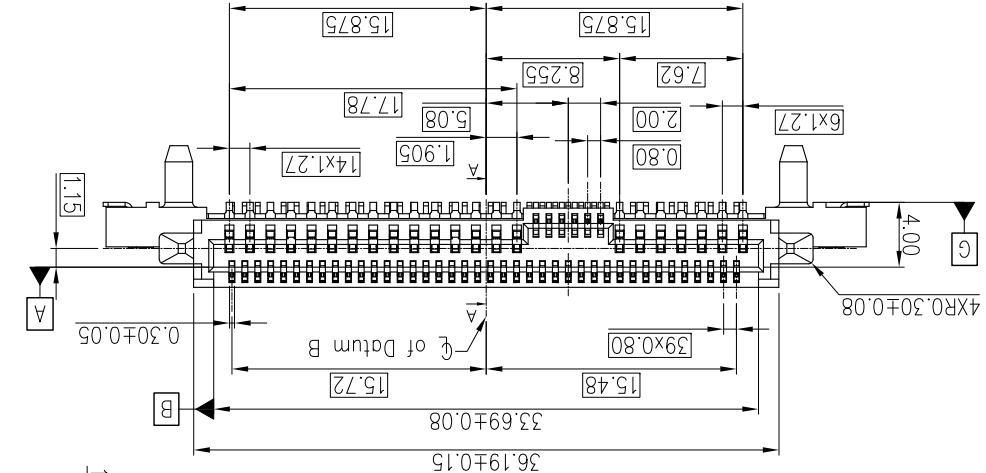
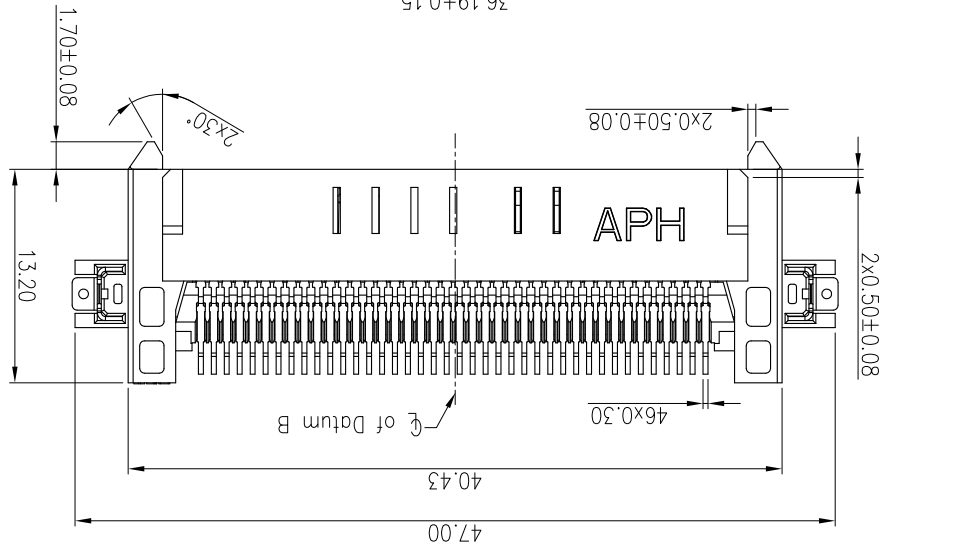


This document is the property of Amphenol Corporation and is delivered on the express condition that it is not to be disclosed, reproduced or used, in whole or in part, for manufacture or sale by anyone other than Amphenol Corporation without its prior consent, & that no right is granted to disclose or to use any information in this document.

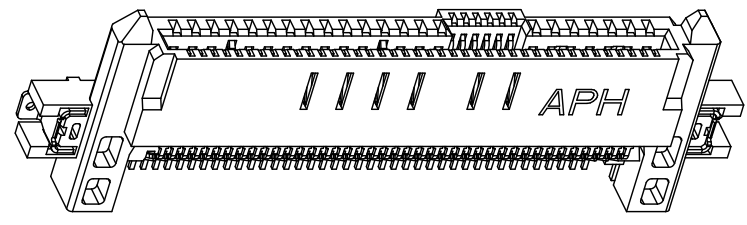
SYM	ECN	DESCRIPTION	DATE	APPROVED
1	N/A	FIRST RELEASE	04/10/15	IP
2	N/A	ADD COPLANARITY SPEC. BY CUSTOMER REQUEST	04/18/17	IP

REVISIONS



CUSTOMER DRAWING

NOTES:
 1. MATERIAL HOUSING: HIGH TEMPERATURE PLASTIC. UL94V-0, BLACK.
 CONTACT: PHOSPHOR BRONZE
 PLATING: REFER TO P/N SYSTEM ON MATING AREA
 1.27um Min. NICKEL UNDERPLATE OVERALL
 2.54um Min. PURE MATTE TIN ON SOLDER TAIL
 SOLDER CLIP: COPPER ALLOY, 2.54um Min. PURE TIN PLATED OVERALL
 1.27um Min. NICKEL UNDERPLATE
 2. ELECTRICAL SPECIFICATION:
 CONTACT RESISTANCE: 30mΩ MAX.
 INSULATOR RESISTANCE: 1000MΩ MIN.
 DIELECTRIC WITHSTANDING VOLTAGE: 500 V AC
 3. PREMATING AT P4 & P12
 4. ORDER P/N SYSTEM: PSASF213031XXX
 MATING AREA PLATING
 1- 0.76um MIN Au.
 2- 0.38um MIN Au.
 3- Gold FLASH
 MIL- TRAY
 TR- TAPE AND REEL
 PACKING STYLE



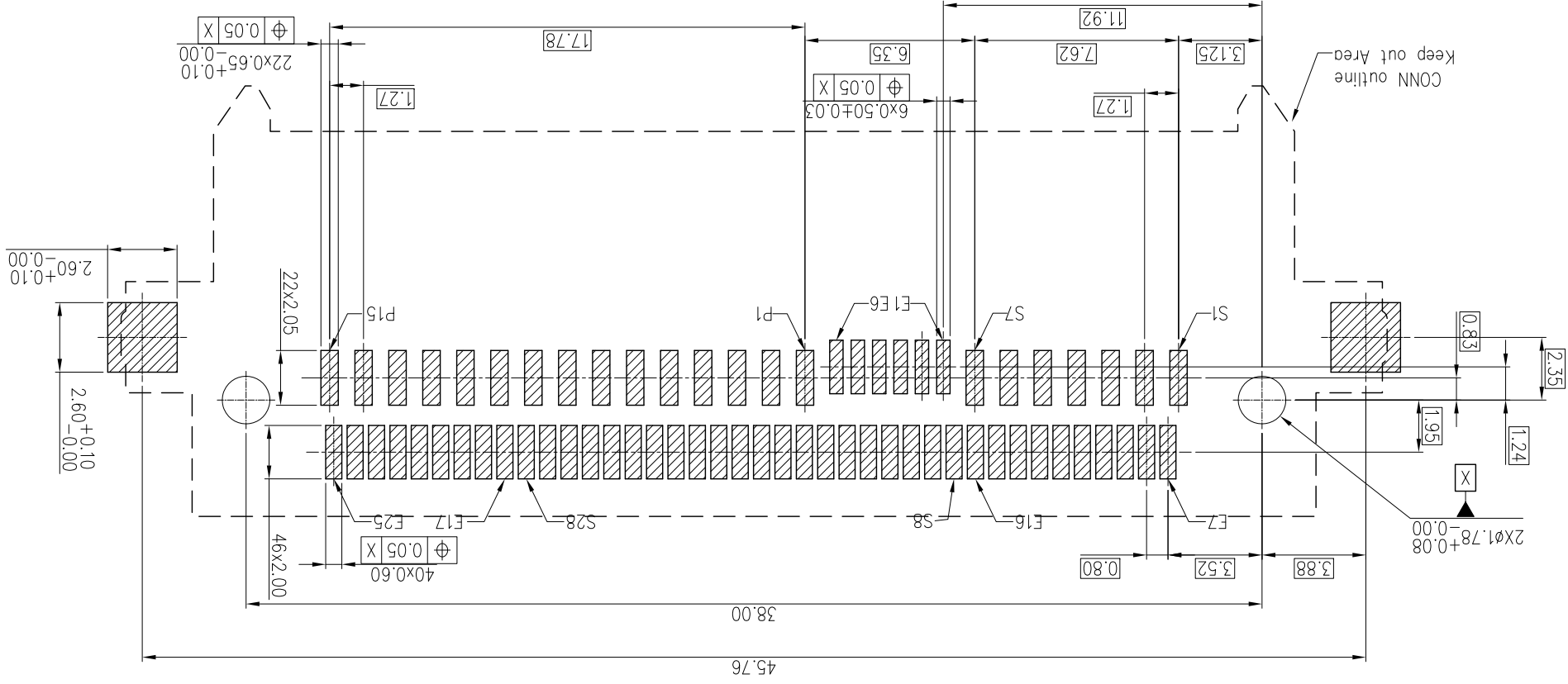
UNLESS OTHERWISE SPECIFIED	APPROVAL	DATE
CHECKED	04/18/17	
CHECKED	04/18/17	
DRAWN	Evon.Doi	
TOLERANCES		
U.S. METRIC		
FRACTIONS +/-.XXX		
ANGLES +/-.XX		
REMOVE SHARP EDGES		
SEE NOTES		
FOR MATERIALS AND FINISHES		
DRAWING FILE: Drawing\PSAS\F213031XXX-2		
ANGLE OF PROJECTION		
SIZE DRAWING NO.		
PSAS-F213-031-XXX		
SCALE NONE		
SHEET 1 OF 2		

Amphenol East Asia Limited	Customer Drawing For	PCIe/SAS R/A SMT RECEPTACLE
Amphenol	Customer Drawing For	PCIe/SAS R/A SMT RECEPTACLE

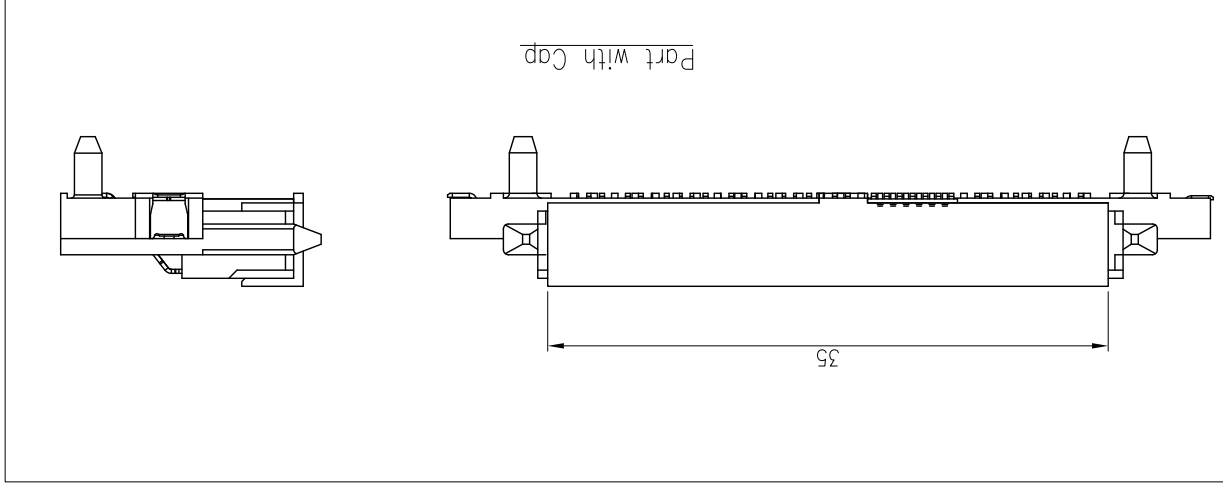
This document is the property of Amphenol Corporation and is delivered on the express condition that it is not to be disclosed, reproduced or used, in whole or in part, for manufacture or sale by anyone other than Amphenol Corporation without its prior consent, & that no right is granted to disclose or to use any information in this document.

SYMBOL	ECN	DESCRIPTION	DATE	APPROVED
		REFER TO SHEET 1		

REVISIONS



RECOMMENDED PCB LAYOUT
GENERAL TOLERANCE ±0.05mm



CUSTOMER DRAWING

UNLESS OTHERWISE SPECIFIED		TOLERANCES		DATE		APPROVAL	
U.S. METRIC		U.S. METRIC		DRAWN	Evon Dot	04/18/17	
X		+/-		CHECKED		0.50	
.XX		+/-		CHECKED		0.25	
X		+/-		CHECKED		0.20	
FRACTIONS +/-		3		DRAWING FILE :			
SEE NOTES		REMOVE SHARP EDGES		Drawing\PSAS\PSAS\F213011XXX-2			
DIMENSIONS		INCHES		ANGLE OF PROJECTION			
(METRIC)		(MM)		SCALE			
NONE		NONE		SIZE			
DRAWING NO.		PSAS-F213-031-XXX		REV.			
2		2		SHEET 2 OF 2			

Amphenol
Amphenol East Asia Limited

Customer Drawing For
PCI/SAS R/A SMT RECEPTACLE

X-ON Electronics

Largest Supplier of Electrical and Electronic Components

Click to view similar products for [PCI Express/PCI Connectors](#) category:

Click to view products by [Amphenol](#) manufacturer:

Other Similar products are found below :

[UEX220-6U](#) [0877159203](#) [10039755-10110TLF](#) [10039755-10211TLF](#) [10025026-10003PLF](#) [10125756-A41010LF](#) [10125756-980000LF](#) [1-1871239-2](#) [2170560-2](#) [10082378-11003TLF](#) [10125756-980000LF](#) [1775861-2](#) [10039755-10111TLF](#) [EB220-3U](#) [WD2M144WB2R300](#)
[10061913-120PLF](#) [10108777-10002WLF](#) [GPCP146400111HR](#) [10144667-112Y0LF](#) [10144667-113Y0LF](#) [205058-1001](#) [GPCP446200120HR](#)
[GPCP245400111HR](#) [10082378-10000TLF](#) [10082378-10001TLF](#) [87715-9256](#) [MDT580M03001](#) [0877159107](#) [205058-1003](#) [MDT580M01001](#)
[10018783-11000MLF](#) [10061913-103BLF](#) [10145445-10003MLF](#) [PSASF2130311TR](#) [10147430-113T0LF](#) [10146070-113Y0LF](#)
[MDT670M01005](#) [10108777-10200MLF](#) [MDT420M01002](#) [PSASF3130211TR](#) [PSASF4130051TR](#) [PSASM2130412TR](#) [PSASM2130391TR](#)
[10139595-111T0LF](#) [10139595-110T0LF](#) [PSASF3130131TR](#) [0745400501](#) [7-1734774-7](#) [10150900-052R2LF](#) [3-1761465-1](#)