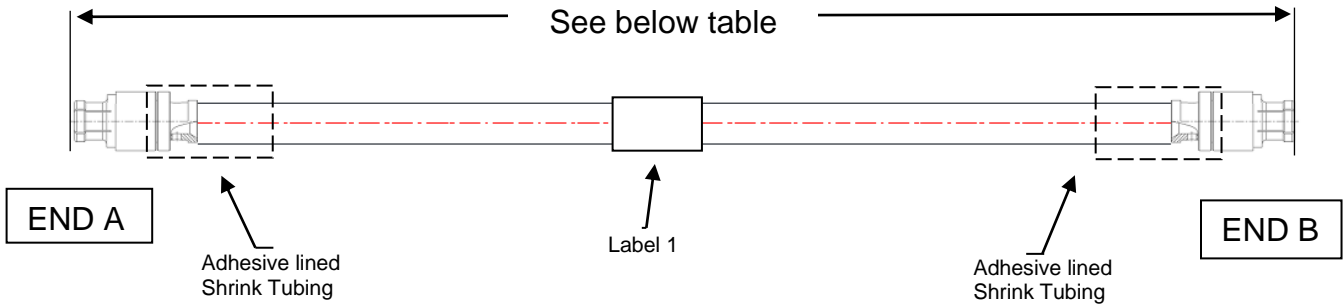


THE REVISION STATUS OF ALL SHEETS OF THIS DRAWING IS THE SAME AS SHEET 1

LTR	DESCRIPTION	DATE	BY
A	Initial release	06/28/21	VX



AE number	DESC	Length
AE-TMC-12157-01	PT047-MSMPFMSMPF-6.0IN	6IN+0.5IN/-0
AE-TMC-12157-02	PT047-MSMPFMSMPF-12.0IN	12IN+0.5IN/-0

1.0 Scope


This drawing documents the construction and performance of a Microwave cable assembly manufactured by Times Microwave Systems

2.0 Cable Information

- 2.1 Cable to be PT-047
- 2.2 Jacket color to be Blue
- 2.3 Jacket material to be FEP
- 2.4 Nominal cable impedance to be 50 ohms
- 2.5 Cable diameter to be 0.060" (nominal)

3.0 Connector Information

- 3.1 Forward Connector: Type MSMP female straight (3190-6880)
- 3.2 After Connector: Type MSMP female straight (3190-6880)
- 3.3 Pin to be Gold plated Beryllium
- 3.4 Connector body to be Gold plated Beryllium

Unless otherwise specified, dimensions are in inches. Tolerances are applicable when specified.	Approvals			 TIMES MICROWAVE SYSTEMS Wallingford, CT 06492 (203) 949-8400 www.timesmicrowave.com
	Drawn	VX	06/28/21	
	Checked	KS	06/28/21	
	Approved	TZ	06/28/21	
Microwave Cable Assembly PT047-MSMPFMSMPF-X.XXIN				
	Size A	CAGE CODE 68999	Drawing No.: AE-TMC-12157	
	Scale: NA	Rev. (A)	Sheet: 1 of 2	

THE REVISION STATUS OF ALL SHEETS OF THIS DRAWING IS THE SAME AS SHEET 1

LTR	DESCRIPTION	DATE	BY
A	Initial release	06/28/21	VX

4.0 Electrical Performance

4.1 Electrical performance to meet the requirements of PT-047

AE number	DESC	Max VSWR Up to 65GHz	Max IL Up to 65GHz
AE-TMC-12157-01	PT047-MSMPFMSMPF-6.0IN	1.50:1	3.54dB
AE-TMC-12157-02	PT047-MSMPFMSMPF-12.0IN	1.50:1	5.47dB

4.2 Withstanding voltage (DWV): 500V

5.0 Mechanical Performance

5.1 Connector-cable interface to be sealed with adhesive lined ATUM heat shrink boot and to be moisture proof.

5.2 Minimum bend radius is 0.25"

6.0 Environmental Performance


6.1 Operating Temperature Range (-40/+85 degrees C)

7.0 Marking

AE number	DESC	Label 1
AE-TMC-12157-01	PT047-MSMPFMSMPF-6.0IN	TIMES Microwave Systems AE-TMC-12157-01 SN
AE-TMC-12157-02	PT047-MSMPFMSMPF-12.0IN	TIMES Microwave Systems AE-TMC-12157-02 SN

8.0 RoHS Compliant

All raw materials and product manufactured by Supplier should be RoHS Compliant. (RoHS2.0 2011/65/EU)

Unless otherwise specified, dimensions are in inches. Tolerances are applicable when specified.	Approvals			 TIMES MICROWAVE SYSTEMS Wallingford, CT 06492 (203) 949-8400 www.timesmicrowave.com	
	Drawn	VX	06/28/21		
	Checked	KS	06/28/21		
	Approved	TZ	06/28/21		
				Microwave Cable Assembly PT047-MSMPFMSMPF-X.XXIN	
			Size A	CAGE CODE 68999	Drawing No.: AE-TMC-12157
			Scale: NA	Rev. (A)	Sheet: 2 of 2

X-ON Electronics

Largest Supplier of Electrical and Electronic Components

Click to view similar products for [RF Cable Assemblies](#) category:

Click to view products by [Amphenol](#) manufacturer:

Other Similar products are found below :

[73-6352-10](#) [73-6353-3](#) [73-6364-6](#) [R285001001](#) [R288940004](#) [R288940005](#) [145111-05-12.00](#) [1661-C-24](#) [1801171170914KE](#) [24P104C24J1-012](#) [24P104C24P1-006](#) [24P104C24P1-018](#) [24P204C24J1-003](#) [172-2150-EX](#) [1800920920914PJ](#) [FCB-3030-ALT](#) [21117-046](#) [21117-050](#) [PCX-24-50](#) [24P103C24P2-003](#) [25P203C25P2-003](#) [PTWY-24-78](#) [R284008001](#) [R285001021](#) [R285426000](#) [R288940003](#) [R288940008](#) [RF179-74BJ3-77RP1-0305](#) [4814-BB-24](#) [5260-72](#) [JT2N1-CL1-1F](#) [DLP-COAX1](#) [4814-K-48](#) [115101-09-06.00](#) [CCNTN2-MM-LL335-26](#) [73-6351-25](#) [73-6352-3](#) [73-6353-25](#) [1800920920610PJ](#) [GD0BQ0BQ024.0](#) [1-3636-600-5210](#) [TL8A-11SMA-11SMA-01500-51](#) [R284C0351060](#) [R288940009](#) [R284C0351028](#) [R288940002](#) [9702-1SL-1](#) [PT82NSMA](#) [73-6353-10](#) [R285020301W](#)