

Amphenol® LTW®

Amphenol® LTW®



Head Office (Taiwan):
Amphenol LTW Technology Co., Ltd.
9F, No.657-12, Jungjeng Road, Shinjuang City,
Taipei County 242, Taiwan
Tel : +886-2-2908-5626
Fax: +886-2-2902-9787-88
e-mail: sales@ltw-tech.com

Branch Office (China):
Amphenol Zhengri Electronic (Kunshan) Co., Ltd.
No. 62 Da Tung Road, Peng Lang Street, Kunshan City,
Jiangsu Province 215333, China
Tel : +86-512-5761-0501-2
Fax: +86-512-5761-0515
Sales Contact: (East China) +86-512-5761-0512
(South China) +86-755-2823-2407
137-1383-4316

Distributed by :

Copyright by Amphenol LTW in Taiwan 05/2010

Amphenol® LTW®

Waterproof Connector Solutions

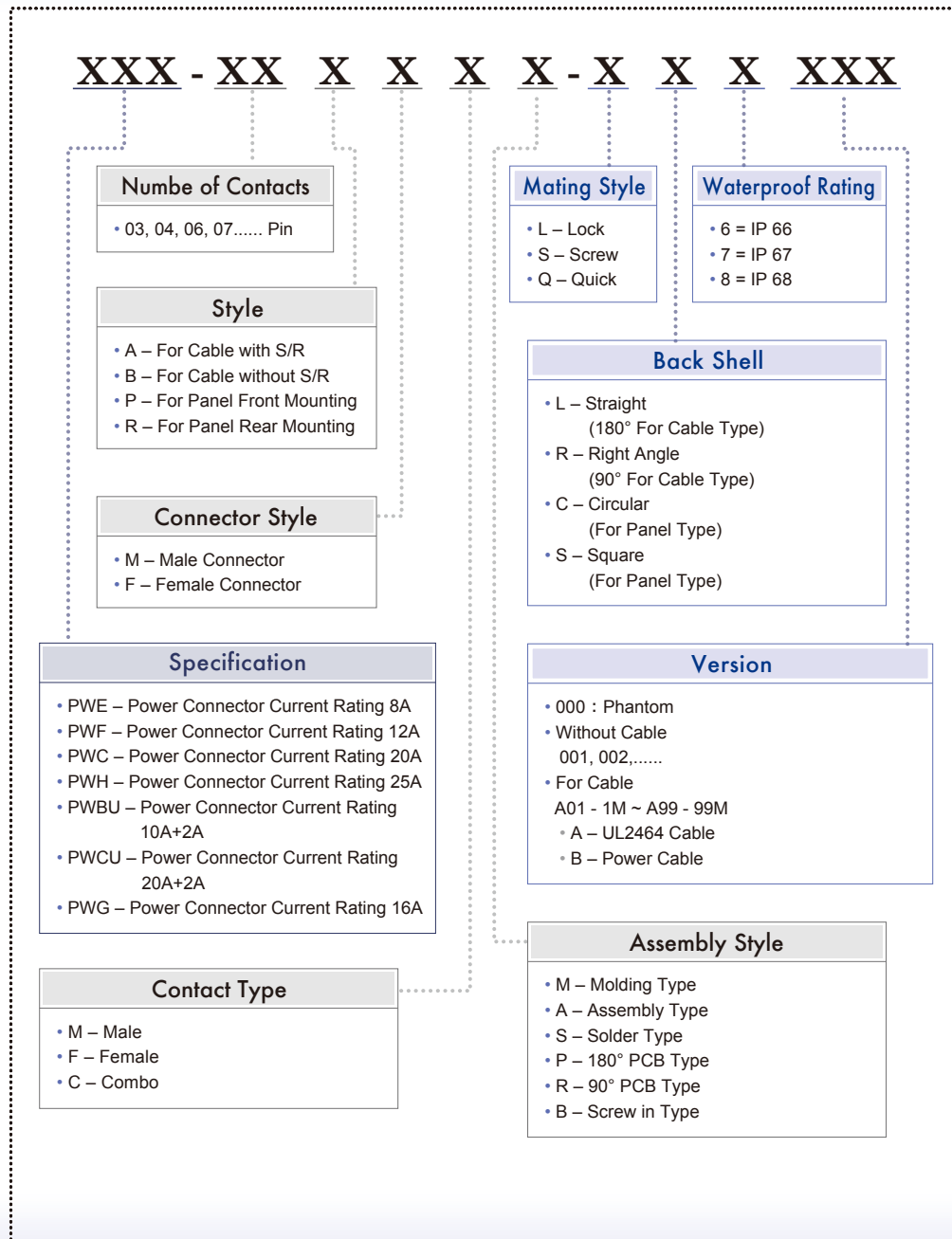
Amphenol® LTW® Innovation in Waterproof Solution



Complete Range of Waterproof Connectors & Cable Assembly

www.amphenolltw.com

Amphenol LTW reserves the right to improve, enhance and modify the design specifications and construction of Amphenol LTW products without prior notification. For additional product and technical information, please contact us.



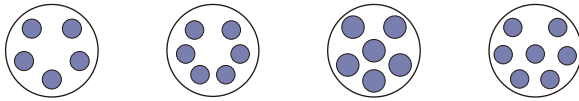
SPECIFICATIONS

No.	Specifications	Standard Value
01. Identifications		Power Connector
02. Description		Panel Mount, Molded with Cable and Field Installable
03. Current Rating / Pin Arrangements		8A : 5 to 7 12A : 2 to 4 16A : 3+PE (Screw in Type Termination) 20A : 3
04. Material		Contacts: Copper Alloy, Gold Plated 16A Available in Gold, Silver and Tin Plating Connector Body: Nylon + GF UL Recognized
05. Temperature Range		Cable: -20°C to +80°C Connector Body: -40°C to +105°C
06. Waterproof Rating		IP67
07. Contact Resistance		5mΩ
08. Insulation Resistance		≥100MΩ at DC 250V
09. Durability		500 Times
10. Breakdown Voltage		≥AC 1000V / 1 Minute
11. Standard Cable Length (for Molded Cable)		1~99M (Standard Cable: UL2464 PVC Jacket or Power Cable)
12. Field Installable		All Solder Contacts Unless And Otherwise Indicated

CONTACT PIN ARRANGEMENT

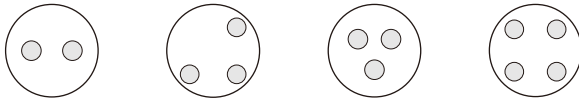
8A Current

Size is between C and D size



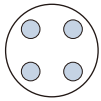
12A Current

Size is between C and D size



16A Current

Size is between C and D size



20A Current

C size



20A+2A Current

Size is over E size




25A Current

C size



○ 2A ● 8A ○ 12A ● 16A ○ 20A ○ 25A

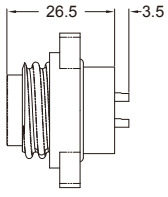


Female Connector Female Pin
Male Connector Male Pin



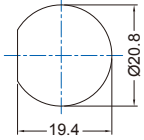



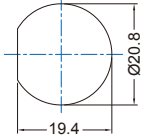


Female Connector Male Pin
Male Connector Female Pin


Panel (Chassis) Mount		Mating Parts		Accessories
CONNECTOR	P/N	CONNECTOR	P/N	
	LTWPWE-ΔPMMS-SC7001 FEATURES: • Male Connector • Front Mounting • IP 67 • Solder Contacts • Δ 8A: 5 to 7 Pins • UL Approved		LTWPWE-ΔAFFM-SL7AX FEATURES: • Female Connector • In-line Molded Type (Cable to Cable or Cable to Field Installable) • With SR • IP 67 • Δ 8A: 5 to 7 Pins	
	PANEL CUT-OUT 26.5 3.5		LTWPWE-ΔBFFA-SL7001 FEATURES: • Female Connector • Solder Contacts • In-line Field Installable (Field Installable to Field Installable or Cable to Field Installable) • Without SR • IP 67 • Δ 8A: 5 to 7 Pins • UL Approved	
	LTWPWE-ΔPFFS-SC7001 FEATURES: • Female Connector • Front Mounting • IP 67 • Solder Contacts • Δ 8A: 5 to 7 Pins • UL Approved		LTWPWE-ΔAMMM-SL7AX FEATURES: • Male Connector • In-line Molded Type (Cable to Cable or Cable to Field Installable) • With SR • IP 67 • Δ 8A: 5 to 7 Pins	
	PANEL CUT-OUT M3*0.5 31.1 Ø21.6		LTWPWE-ΔBMMA-SL7001 FEATURES: • Male Connector • Solder Contacts • In-line Field Installable (Field Installable to Field Installable or Cable to Field Installable) • Without Cable • IP 67 • Δ 8A: 5 to 7 Pins • UL Approved	

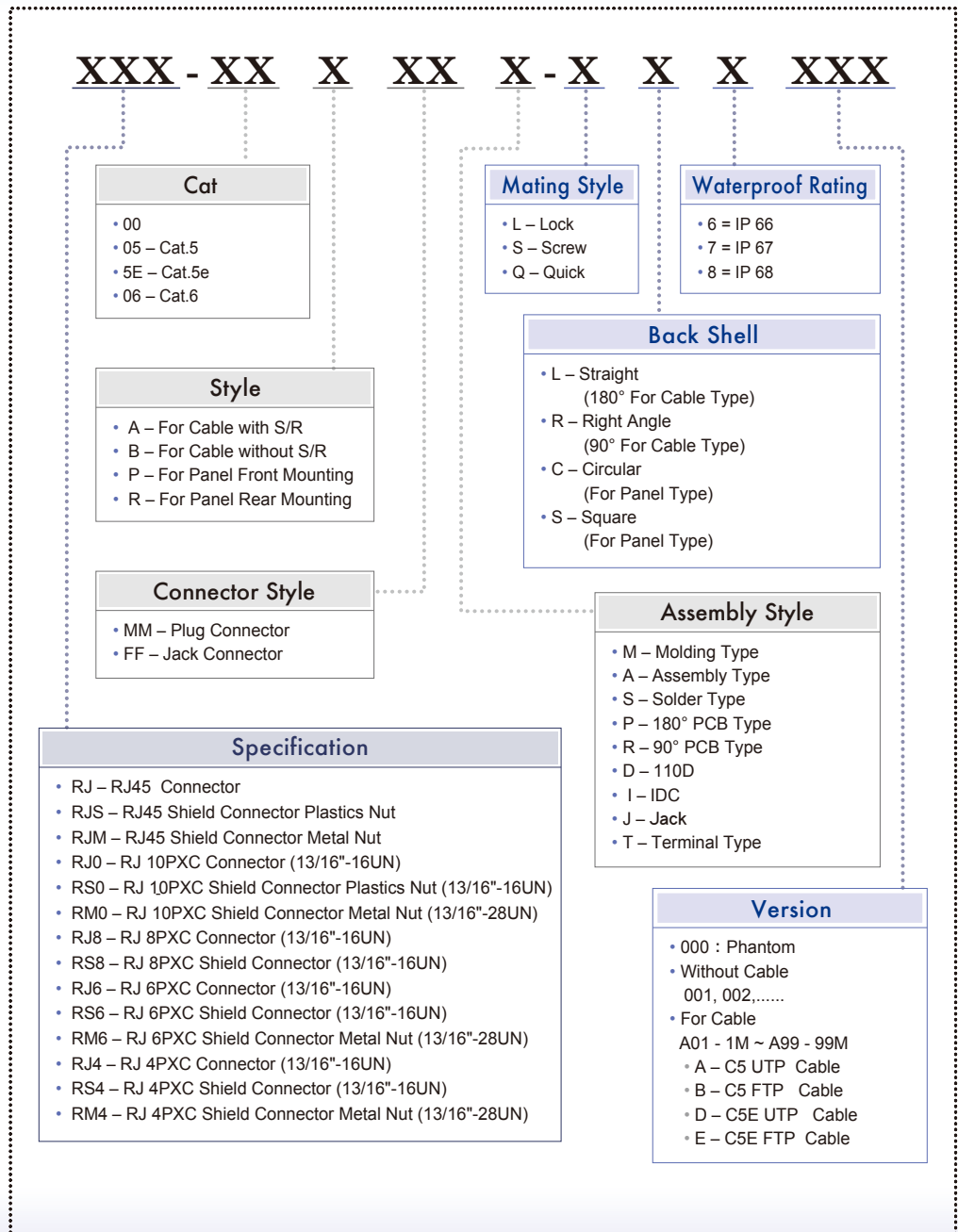
Panel (Chassis) Mount		Mating Parts		Accessories
CONNECTOR	P/N	CONNECTOR	P/N	
 <p>LTWPWF-PMMS-SC7001</p> <p>FEATURES:</p> <ul style="list-style-type: none"> • Male Connector • Front Mounting • IP 67 • Solder Contacts • UL 12A: 2 to 4 Pins • UL Approved <p>PANEL CUT-OUT</p> 		 <p>LTWPWF-AFFM-SL7AX</p> <p>FEATURES:</p> <ul style="list-style-type: none"> • Female Connector • In-line Molded Type (Cable to Cable or Cable to Field Installable) • With SR • IP 67 • UL 12A: 2 to 4 Pins 		
		 <p>LTWPWF-BFFA-SL7001</p> <p>FEATURES:</p> <ul style="list-style-type: none"> • Female Connector • Solder Contacts • In-line Field Installable (Field Installable to Field Installable or Cable to Field Installable) • Without SR • IP 67 • UL 12A: 2 to 4 Pins 		
 <p>LTWPWF-PFFS-SC7001</p> <p>FEATURES:</p> <ul style="list-style-type: none"> • Female Connector • Front Mounting • IP 67 • Solder Contacts • UL 12A: 2 to 4 Pins • UL Approved <p>PANEL CUT-OUT</p> 		 <p>LTWPWF-AMMM-SL7AX</p> <p>FEATURES:</p> <ul style="list-style-type: none"> • Male Connector • In-line Molded Type (Cable to Cable or Cable to Field Installable) • With SR • IP 67 • UL 12A: 2 to 4 Pins 		
		 <p>LTWPWF-BMMA-SL7001</p> <p>FEATURES:</p> <ul style="list-style-type: none"> • Male Connector • Solder Contacts • In-line Field Installable (Field Installable to Field Installable or Cable to Field Installable) • Without Cable • IP 67 • UL 12A: 2 to 4 Pins 		

Panel (Chassis) Mount		Mating Parts		Accessories
CONNECTOR	P/N	CONNECTOR	P/N	
 <p>LTWPWG-04PFFB-SC</p> <p>FEATURES:</p> <ul style="list-style-type: none"> • Male Connector, Screw Type Lock • Panel Type, Nylon + GF Material • IP 67 • Male Pins 16A (3+PE) <p>PANEL CUT-OUT</p> 		 <p>LTWPWG-04BMMB-SL</p> <p>FEATURES:</p> <ul style="list-style-type: none"> • Male Connector, Screw Type Lock • Straight Assembly Type, Nylon + GF Material • IP 67 • Male Pins 16A (3+PE) 		
		 <p>LTWPWG-04BMMB-SR</p> <p>FEATURES:</p> <ul style="list-style-type: none"> • Male Connector, Screw Type Lock • Right Angle Assembly Type, Nylon + GF Material • IP 67 • Male Pins 16A (3+PE) 		
 <p>LTWPWG-04PMMB-SC</p> <p>FEATURES:</p> <ul style="list-style-type: none"> • Female Connector, Screw Type Lock • Panel Type, Nylon + GF Material • IP 67 • Female Pins 16A (3+PE) <p>PANEL CUT-OUT</p> 		 <p>LTWPWG-04BMMB-SL</p> <p>FEATURES:</p> <ul style="list-style-type: none"> • Female Connector, Screw Type Lock • Straight Assembly Type, Nylon + GF Material • IP 67 • Female Pins 16A (3+PE) 		
		 <p>LTWPWG-04BMMB-SR</p> <p>FEATURES:</p> <ul style="list-style-type: none"> • Female Connector, Screw Type Lock • Right Angle Assembly Type, Nylon + GF Material • IP 67 • Female Pins 16A (3+PE) 		

Panel (Chassis) Mount		Mating Parts		Accessories
CONNECTOR	P/N	CONNECTOR	P/N	
 <p>PANEL CUT-OUT</p> <p>Ø20.8 19.4</p>	 <p>LTWPWC-03RMMS-LC7001 LTWPWC-03RMMS-LC7002</p> <p>FEATURES:</p> <ul style="list-style-type: none"> Panel Male Connector, Lock Type Rear Mounting IP 67 20A (2+PE) Solder Type, Male Contacts UL and TUV Approved: LTWPWC-03RMMS-LC7002 	 <p>LTWPWC-03AFFM-LL7AXX</p> <p>FEATURES:</p> <ul style="list-style-type: none"> Female Connector In-line Molded Type With SR 20A (2+PE) Female Contacts IP 67 		
		 <p>LTWPWC-03BFFA-LL7001</p> <p>FEATURES:</p> <ul style="list-style-type: none"> Female Connector Field Installable 20A (2+PE) Female Contacts IP 67 		
 <p>PANEL CUT-OUT</p> <p>Ø20.8 19.4</p>	 <p>LTWPWC-03RMFS-LC7001 LTWPWC-03RMFS-LC7002</p> <p>FEATURES:</p> <ul style="list-style-type: none"> Panel Male Connector, Lock Type Rear Mounting IP 67 20A (2+PE) Solder Type, Female Contacts UL and TUV Approved: LTWPWC-03RMFS-LC7002 	 <p>LTWPWC-03AFMM-LL7AXX</p> <p>FEATURES:</p> <ul style="list-style-type: none"> Female Connector In-line Molded Type With SR 20A (2+PE) Male Contacts IP 67 		
		 <p>LTWPWC-03BFMA-LL7001</p> <p>FEATURES:</p> <ul style="list-style-type: none"> Female Connector Field Installable 20A (2+PE) Male Contacts IP 67 		

Panel (Chassis) Mount		Mating Parts		Accessories
CONNECTOR	P/N	CONNECTOR	P/N	
 <p>PANEL CUT-OUT</p> <p>Ø20.8 19.4</p>	 <p>LTWPWCU-04RMMS-LC7001 LTWPWCU-04RMMS-LC7002</p> <p>FEATURES:</p> <ul style="list-style-type: none"> Panel Male Connector, Lock Type Rear Mounting IP 67 20A*3+2A Male Contacts Solder Type UL and TUV Approved: LTWPWU-03RMMS-LC7002 	 <p>LTWPWCU-04AFFM-LL7AXX</p> <p>FEATURES:</p> <ul style="list-style-type: none"> Female Connector In-line Molded Type With SR 20A*3+2A Female Contacts IP 67 		
		 <p>LTWPWCU-04AFMM-LL7AXX</p> <p>FEATURES:</p> <ul style="list-style-type: none"> Female Connector Male Contact In-line Molded Type With SR 20A*3+2A Male Contacts IP 67 		
 <p>PANEL CUT-OUT</p> <p>Ø20.8 19.4</p>	 <p>LTWPWCU-04RMFS-LC7001 LTWPWCU-04RMFS-LC7002</p> <p>FEATURES:</p> <ul style="list-style-type: none"> Panel Male Connector, Lock Type Rear Mounting IP 67 20A*3+2A Female Contacts Solder Type UL and TUV Approved: LTWPWU-03RMFS-LC7002 	 <p>LTWPWCU-04AFMM-LL7AXX</p> <p>FEATURES:</p> <ul style="list-style-type: none"> Female Connector Male Contact In-line Molded Type With SR 20A*3+2A Male Contacts IP 67 		

Male Connector		Mating Parts		Accessories
CONNECTOR	P/N	CONNECTOR	P/N	
 <p>PANEL CUT-OUT</p> 	<p>LTWPWH-03PMMB-SC7001</p> <p>FEATURES:</p> <ul style="list-style-type: none"> • Panel Male Connector • Screw Type • Front Mounting • 25A (2+PE) • IP 67 • Screw in Type Male Contacts 		<p>LTWPWH-03AFFM-SL7AXX</p> <p>FEATURES:</p> <ul style="list-style-type: none"> • Female Connector • Screw Type with SR • Molded with Cable • 25A (2+PE) Female Pins • IP 67 	
 <p>PANEL CUT-OUT</p> 	<p>LTWPWH-03AMMM-SL7AXX</p> <p>FEATURES:</p> <ul style="list-style-type: none"> • Screw Type with SR • Molded with Cable • 25A (2+PE) Male Pins • IP 67 			



X-ON Electronics

Largest Supplier of Electrical and Electronic Components

Click to view similar products for [Heavy Duty Power Connectors](#) category:

Click to view products by [Amphenol](#) manufacturer:

Other Similar products are found below :

[1424439](#) [1424438](#) [09330062652](#) [2-8675P1](#) [605601-1](#) [6340G1](#) [6341G1](#) [6360G1](#) [6373G1](#) [6374g2](#) [6396G1](#) [647757-1](#) [66394-4](#) [6643411-1](#)
[6646058-2](#) [6646137-1](#) [6646138-1](#) [6646348-1](#) [6646479-1](#) [6646608-1](#) [6646786-1](#) [6646940-1](#) [6651091-1](#) [6651525-1](#) [6651529-1](#) [6651778-1](#)
[6651788-1](#) [696465-1](#) [696475-1](#) [73000005059](#) [73000005349](#) [73000005642](#) [73080255059](#) [73080965046](#) [765-15-0080A](#) [765-16-0080B](#)
[789.700-44](#) [789.700-54](#) [80-1010](#) [80-9](#) [827381-1](#) [829992-1](#) [902-77-02113](#) [PL00U-301-10D10](#) [PM103MOOLOO](#) [PM16S1620S32-50](#)
[PM212MOOLOO](#) [PM309FOOLOO](#) [PM324FOOLCH](#) [PMHPAF11S03](#)