



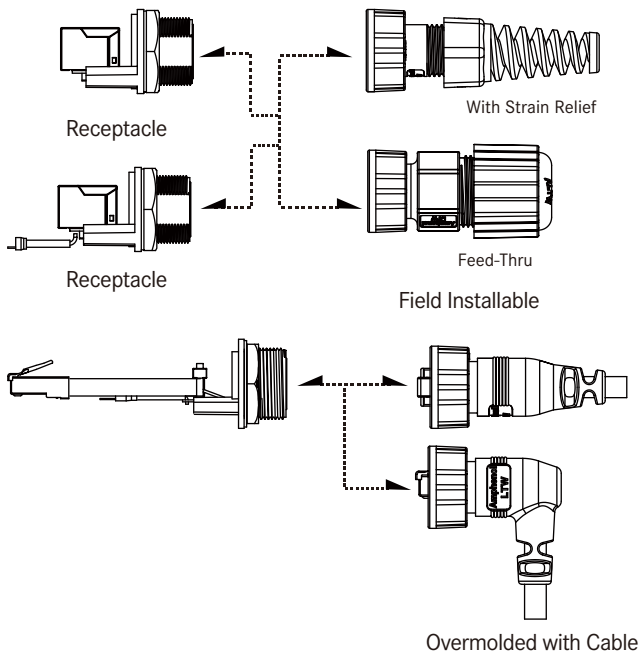
CATALOGUE

RJ Connector

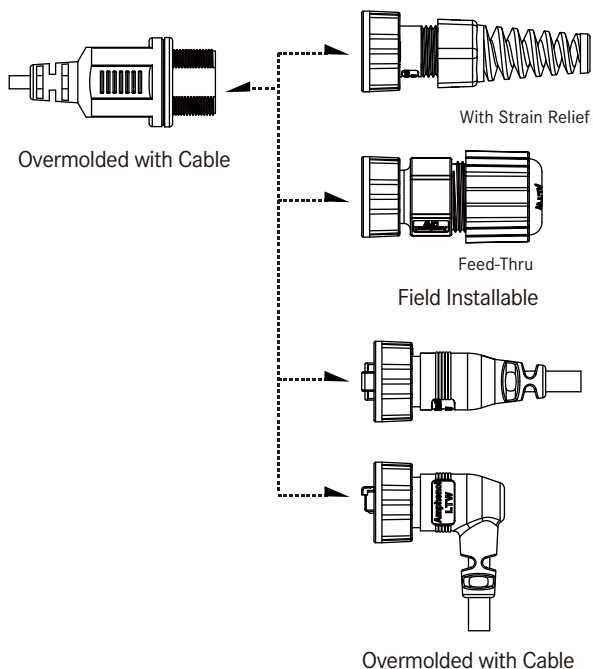


Range Overview

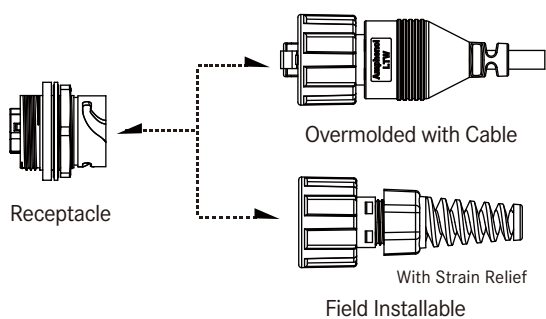
Receptacle and Mating Pair



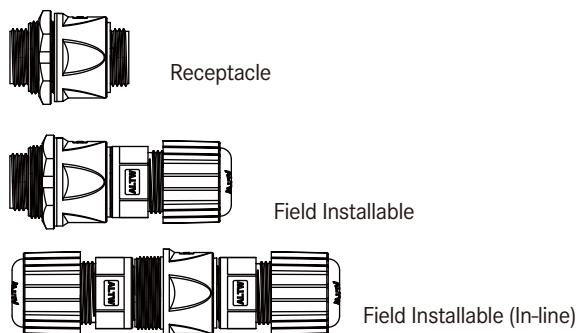
In Line



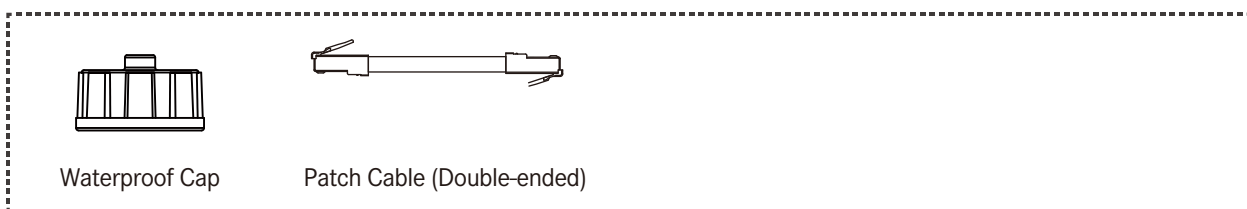
Receptacle and Mating Pair (ODVA)



I Adaptor



Accessories



[Note] Design and specification are subject to change without notice.

Specification

Identifications	Middle Size: 13/16"-28 UNS (Cat. 5e / Cat. 6A) Large Size: 1"-20 UNEF (Cat. 5e) ODVA (Cat. 5e)
Description	Receptacle (Cat. 5e) Coupler (Cat. 5e / Cat. 6A) Receptacle With Cable (Cat. 5e) Overmolded With Cable (Cat. 5e) Field Installable (Cat. 5e / Cat. 6A)
Transmitting Rate	Cat 5e / Cat 6A per TIA or EIA 568B Class D / Class Ea per ISO / IEC 11801
Material	<p>Cat. 5e Plastic</p> <ul style="list-style-type: none"> -Housing: Nylon+GF, UL94V-0, F1 -Fastening Nut (Panel Side): Nylon+GF, UL94V-0, F1 -Mating Lock Nut: Nylon+GF, UL94V-0, F1 RJ45 Jack & Plug Gold Plated <p>Cat. 5e Metal</p> <p>Cat. 6A</p> <ul style="list-style-type: none"> Contacts: Copper Alloy, Gold Plated Connector Body (Housing): Nylon+GF, UL Recognized Gasket & O-ring: Rubber, UL Recognized Fastening Nut: Zinc Alloy, Nickel Plated Panel Shell: Zinc Alloy, Nickel Plated Mating Lock Nut: Zinc Alloy, Nickel Plated
Waterproof Rating	IP67
Temperature Range	Receptacle: -20°C ~ 80°C Coupler: -40°C ~ 105°C Overmolded With Cable: -20°C ~ 80°C Field Installable: -40°C ~ 105°C
Contact Resistance	≤ 20mΩ
Insulation Resistance	≥ 500MΩ at DC500V
Durability	750 Cycles
Dielectric Withstand Voltage	≥ AC 1000V / 1 minute
More to know	Salt Spray Corrosion: 48H POE: 60W / 2A Standard Cable Length: 1~99M

Ordering Information

	1	2	3	4	5	6	7	8	9	10
Specification										
(RCP) RJ45 C Size (Plastic)										
(RCM) RJ45 C Size (Metal)										
(RDP) RJ45 D Size (Plastic)										
(ROP) RJ45 ODVA (Plastic)										
Cat Type & Shielded										
(00) None			(5S) Cat.5e Shielded							
(5U) Cat.5e Unshielded			(6A) Cat 6A Shielded							
Connector Body (Style)										
> For Receptacle			> For Overmolded with Cable							
(P) Front Fastened			(A) With Strain Relief							
(R) Rear Fastened			(B) Without Strain Relief							
(D) Dual Fastened			> For Field Installable							
			(A) With Strain Relief							
			(B) Without Strain Relief							
Connector (Housing) Gender										
(MM) Plug			(FF) Jack							
Assemble Style										
> For Receptacle			> For Overmolded with Cable							
(H) Jack 180 (Horizontal)			(M) Overmolded with Cable							
(V) Jack 90 (Vertical)										
(P) PCB Board to Plug			> For Field Installable							
(G) PCB Board to Plug With Ground			(A) Field installable (Compled)							
			(B) Field installable (Feed-Thru)							
Mating Style										
(T) 3 Points Lock Bayonet			(S) Screw Thread							
Backshell										
> For Receptacle			> For Overmolded with Cable				> For Field Installable			
(C) Circular			(L) Straight				(L) Straight			
(S) Square			(R) Right Angle							
Waterproof Types										
(U) Unmated Waterproof			(M) Mated Waterproof							
Waterproof Rating										
(7) IP 67										
More information										
> For Receptacle			> For Overmolded with Cable							
(001), (002).....			(□)+(■) : Cable Type + Cable Length							
For different versions			(□) : Cable Type				(■) : Cable Length			
			(A) C5e UTP Solid Cable				From 1M to 99M			
			(B) C5e FTP Solid Cable				e.g. (01) = 1M			

[Note] Design and specification are subject to change without notice.

Ordering Information | Double-ended

ALTW waterproof connector to ALTW waterproof connector

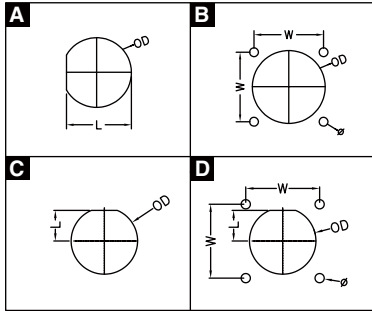
ALTW waterproof connector to Standard RJ connector (None Waterproof)

	1	2	3	4	5	6	7	8	9
Specification (1st End)									
(RCP) RJ45 C Size (Plastic)									
(RCM) RJ45 C Size (Metal)									
(RDP) RJ45 D Size (Plastic)									
(ROP) RJ45 ODVA (Plastic)									
Cat Type & Shielded (1st End)									
(5U) Cat.5e Unshielded					(5S) Cat.5e Shielded				
Connector (Housing) Gender (1st End)									
(M) Plug					(F) Jack				
Specification (2nd End)									
<u>> For Waterproof Connectors</u>					<u>> For Non-Waterproof Plug</u>				
(RCP) RJ45 C Size (Plastic)					(UPG) Unshielded Plug				
(RCM) RJ45 C Size (Metal)					(SPG) Shielded Plug				
(RDP) RJ45 D Size (Plastic)									
(ROP) RJ45 ODVA (Plastic)									
Cat Type & Shielded (2nd End)									
<u>> For Waterproof Connectors</u>					<u>> For Non-Waterproof Plug</u>				
(5U) Cat.5e Unshielded					(06) Gold Plating 6u"				
(5S) Cat.5e Unshielded									
Connector (Housing) Gender (2nd End)									
(M) Plug									
Mating Style									
(T) 3 Points Lock Bayonet					(S) Screw Thread				
Backshell									
<u>> For Overmolded with Cable</u>									
(L) Straight					(R) Right Angle				
More information									
<u>> For Overmolded with Cable</u>									
<input type="checkbox"/> +(<input type="checkbox"/>): Cable Type + Cable Length									
<input type="checkbox"/> : Cable Type					<input type="checkbox"/> : Cable Length				
(A) C5e UTP Solid Cable					From 1M to 99M				
(B) C5e FTP Solid Cable					e.g. (01) = 1M				

Physical Dimension

Receptacle

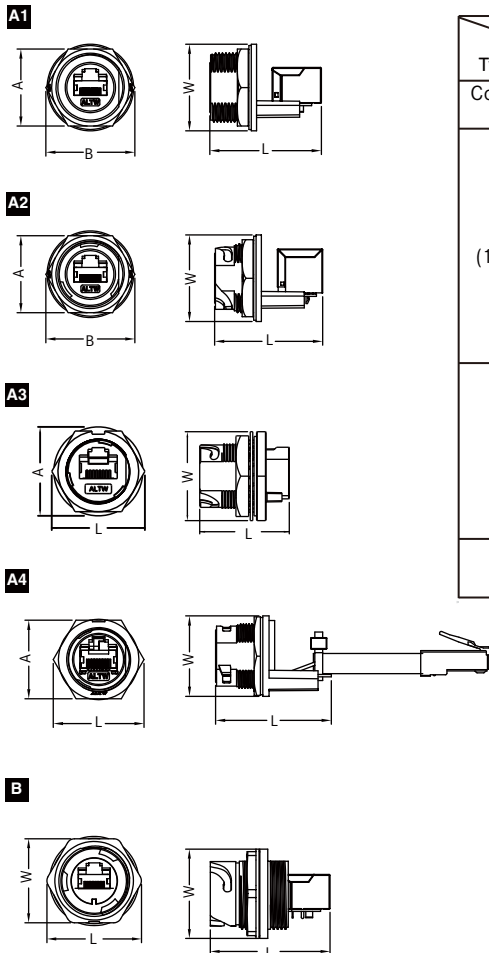
Panel Cut-Out



Type \ Dimension	Type	L / W	OD	∅
Connector Gender (Housing)	Female			
Middle Size (13/16"-28 UNS)	A	19.4	20.8	-
	B	24.4	26.3	M3.0*0.5
Large Size (1"-20 UNEF)	A	23.6/24.0	25.6	-
	B	24.4	26.3	M3.0*0.5
ODVA	C	12.4	27.1	-
	D	12.4/25.9	27.1	M3.0*0.5

Unit: mm

Connector Dimension

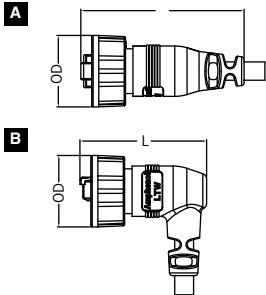


Type \ Dimension	Type	Shape	L	W	A	B
Connector Gender (Housing)	Female					
Middle Size (13/16"-28 UNS)	A1	Circular	41.0	26.0/28.0	25.4	29.3
		Square	41.0	32.0	-	-
	A2	Circular	39.6	26.0/28.0	25.4	29.3
		Square	39.9	32.0	-	-
	A3	Circular	37.6	28.2	23.0	25.4
		Square	-	-	-	-
A4	Circular	37.6	26.0/28.0	25.4	29.3	
	Square	-	-	-	-	
Large Size (1"-20 UNEF)	A1	Circular	41.0	32.0	28.5	33.0
		Square	41.2	32.0	-	-
	A2	Circular	39.5	32.0	28.5	33.0
		Square	39.7	32.0	-	-
	A3	Circular	37.6/20.5	32.0/33.5	28.5	33.0
		Square	-	-	-	-
ODVA	B	Circular	33.3/45.6	34.0	32.0	36.0
		Square	33.3/45.6	36.0	-	-

Unit: mm

[Note] Design and specification are subject to change without notice.

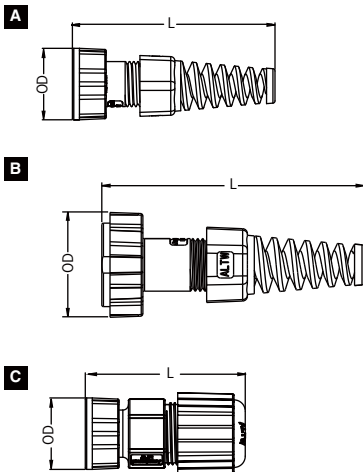
↘ **Overmolded with Cable**



Type	Dimension	Type	L		OD	
			Female	Male	Female	Male
Connector Gender (Housing)	Middle Size (13/16"-28 UNS)	A	58.4	58.0	28.2	25.4
		B	-	45.0	-	25.4
	Large Size (1"-20 UNEF)	A	-	73.6	-	28.8
		B	-	52.8	-	28.8
	ODVA	A	-	79.1	-	31.5

Unit: mm

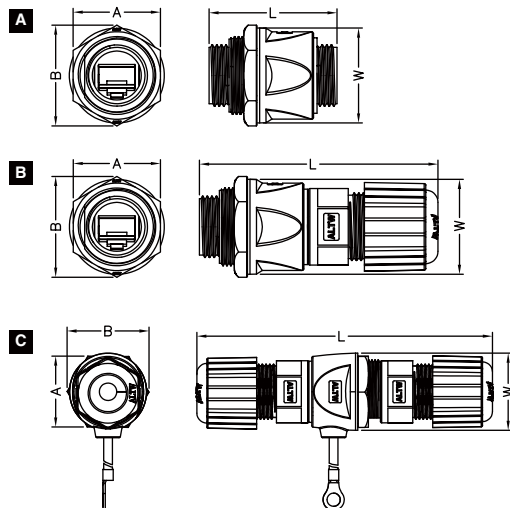
↘ **Field Installable**



Type	Dimension	Type	L	OD
			Male	Male
Connector Gender (Housing)	Middle Size (13/16"-28 UNS)	A	72 (Ref.)	25.4
		B	79.9 (Ref.)	25.4
		C	Plastic 56.85 (Ref.) Metal 39.85 (Ref.)	25.4
	Large Size (1"-20 UNEF)	A	76.5 (Ref.)	28.8
		C	59.7 (Ref.)	32.0
	ODVA	A	77.6 (Ref.)	31.5

Unit: mm

↘ **I-Adaptor**



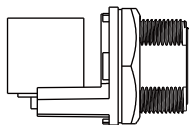
Type	Dimension	Type	L	W	A	B
			Female			
Connector Gender (Housing)	Large Size (1"-20 UNEF)	A	41.8	31.0	28.5	33.0
		B	77.9	31.0	28.5	33.0
		C	110.2	31.0	28.5	33.0

Unit: mm

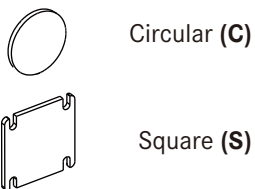
[Note] Refer to P8-4 for Ordering Information

Product Features

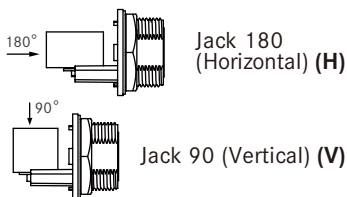
Receptacle



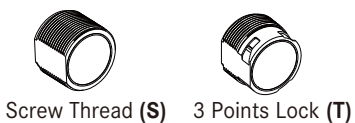
Backshell 7



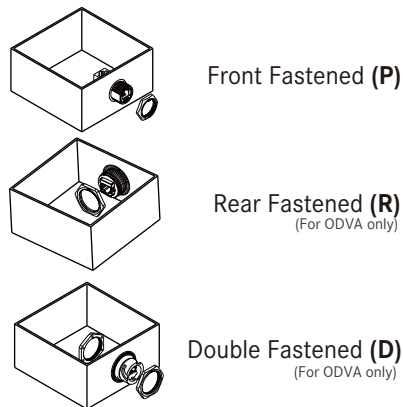
Assembly Style 5



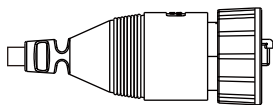
Mating Style 6



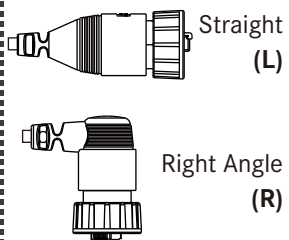
Connector Body (Style) 3



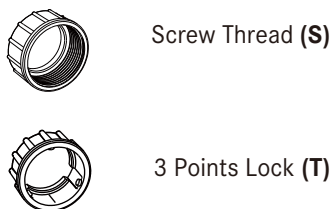
Overmolded with Cable



Backshell 7



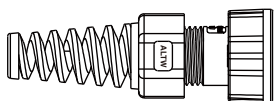
Mating Style 6



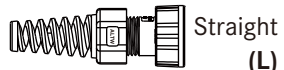
Connector Body (Style) 3



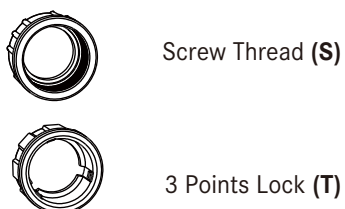
Field Installable



Backshell 7



Mating Style 6



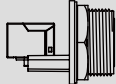
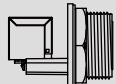
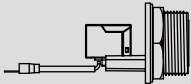

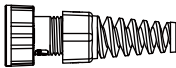


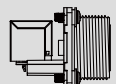

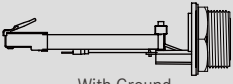
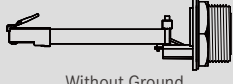


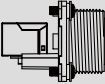
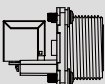
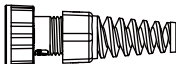

Connector Body (Style) 3



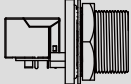
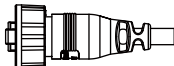

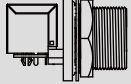

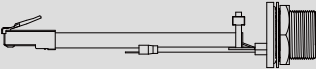
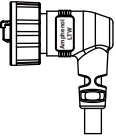


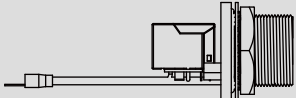
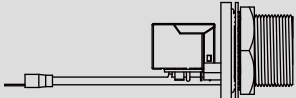
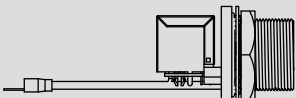
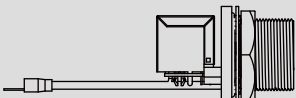

[Note] Design and specification are subject to change without notice.

Find Our Standard Products

▾ Middle Size: 13/16" > Receptacle and Mating Pair

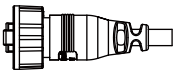
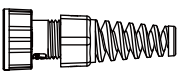


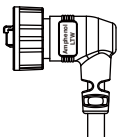

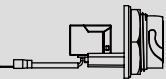
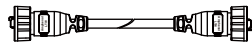

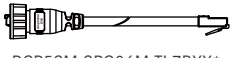
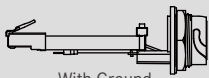

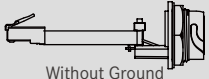

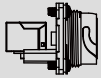
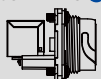

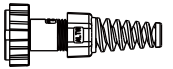
<ul style="list-style-type: none"> • Plastic Housing • Screw Thread • POE 60W Use • Cat. 5e 	<p>Coupler / Receptacle -----> Overmolded with Cable -----> Field Installable</p>			
	<p>Circular Backshell</p>  <p>Jack 180° RCP-5SPFFH-SC 8 7001</p>  <p>Jack 90° RCP-5SPFFV-SC 8 7001</p>	<p>One-ended, Straight</p>  <p>RCP-5SAMMM-SLM7BXX*</p>  <p>RCP-5SBMMM-SLM7BXX*</p>	<p>With Strain Relief</p>  <p>RCP-00AMMA-SLM7001</p>	
	<p>Circular Backshell with Ground</p>  <p>Jack 180° RCP-5SPFFH-SC 8 7002</p>  <p>Jack 90° RCP-5SPFFV-SC 8 7002</p>	<p>One-ended, Right Angle</p>  <p>RCP-5SAMMM-SRM7BXX*</p>	<p>Feed-Thru</p>  <p>RCP-00BMMS-SLM7001</p>	
	<p>Circular Backshell with Cable</p>  <p>With Ground RCP-5SPFFG-SC 8 7BXX**</p>  <p>Without Ground RCP-5SPFFP-SC 8 7BXX**</p>	<p>Double-ended, Straight</p>  <p>RCP5SM-RCP5SM-SL7BXX*</p>  <p>RCP5SM-SPG06M-SL7BXX*</p>		
	<p>Square Backshell</p>  <p>Jack 180° RCP-5SPFFH-SS 8 7001</p>  <p>Jack 90° RCP-5SPFFV-SS 8 7001</p>	<p>Double-ended, Right Angle</p>  <p>RCP5SM-RCP5SM-SR7BXX*</p>  <p>RCP5SM-SPG06M-SR7BXX*</p>		
	<p>*XX: Choose the cable length from 01-99m 8 Choose (U) unmated or (M) mated waterproof</p>	<p>*XX: Choose the cable length from 01-99m</p>		
<p>Female Connector (F) Female Contacts (F)</p>	<p>Male Connector (M) Male Contacts (M)</p>	<p>Male Connector (M) Male Contacts (M)</p>		

▾ Middle Size: 13/16"-28UNS > Receptacle and Mating Pair

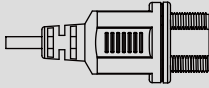
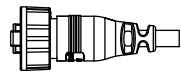
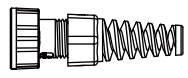
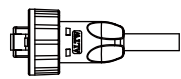
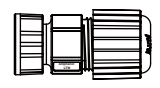
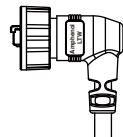

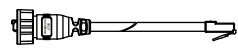

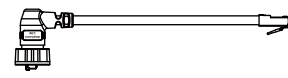
<ul style="list-style-type: none"> • Metal Housing • Screw Thread • POE 60W Use • Cat. 5Ee 	<p>Coupler / Receptacle -----> Overmolded with Cable</p>		<p>-----> Field Installable</p>	
	<p>Circular Backshell</p>		<p>One-ended, Straight</p>	<p>Without Strain Relief</p>
	 <p>Jack 180° RCM-5SPFFH-SCU7001</p>		 <p>RCM-5SAMMM-SLM7BXX*</p>	 <p>RCM-00BMMA-SLM7001</p>
	 <p>Jack 90° RCM-5SPFFV-SCU7001</p>		 <p>RCM-5SBMMM-SLM7BXX*</p>	
	<p>Circular Backshell with Cable</p>		<p>One-ended, Right Angle</p>	
	 <p>With Ground RCM-5SPFFG-SCU7BXX**</p>		 <p>RCM-5SAMMM-SRM7BXX*</p>	
	 <p>Without Ground RCM-5SPFFP-SCU7BXX**</p>		<p>Double-ended, Straight</p>	
	<p>Circular Backshell with Ground</p>		 <p>RCM5SM-RCP5SM-SL7BXX*</p>	
	 <p>Jack 180° RCM-5SPFFH-SCU7002</p>		 <p>RCM5SM-SPG06M-SL7BXX*</p>	
	 <p>Jack 90° RCM-5SPFFV-SCU7002</p>		<p>Double-ended, Right Angle</p>	
		 <p>RCM5SM-RCP5SM-SR7BXX*</p>		
		 <p>RCM5SM-SPG06M-SR7BXX*</p>		
<p>*XX: Choose the cable length from 01-99m</p>		<p>*XX: Choose the cable length from 01-99m</p>		
<p>Female Connector (F) Female Contacts (F)</p>		<p>Male Connector (M) Male Contacts (M)</p>		

[Note] Design and specification are subject to change without notice.

▾ Middle Size: 3 Points Lock Bayonet > Receptacle and Mating Pair

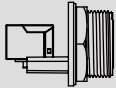
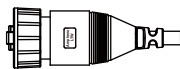
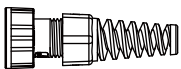
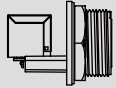
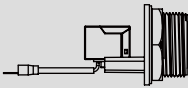



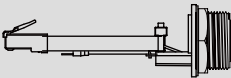

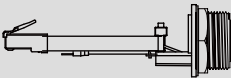

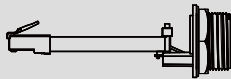

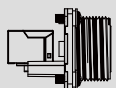
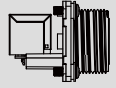
<ul style="list-style-type: none"> • Plastic / Metal Housing • Three Points Lock • POE 60W Use Plastic: Cat. 5e Metal: Cat. 6A 	Coupler / Receptacle	Overmolded with Cable	Field Installable
	Plastic	One-ended, Straight	With Strain Relief
	Circular Backshell	 RCP-5SAMMM-TLMABXX*	 RCP-00AMMA-TLM7001
	 Jack 180° RCP-5SPFFH-TC 8 7001	One-ended, Right Angle	Feed-Thru
	 Jack 90° RCP-5SPFFV-TC 8 7001	 RCP-5SAMMM-TRM7BXX*	 RCP-00BMMS-TLM7001
	Circular Backshell with Ground	Double-ended, Straight	
	 Jack 180° RCP-5SPFFH-TC 8 7002	 RCP5SM-RCP5SM-TL7BXX*	
	 Jack 90° RCP-5SPFFV-TC 8 7002	 RCP5SM-SPG06M-TL7BXX*	
	Circular Backshell with Cable	Double-ended, Right Angle	
	 With Ground RCP-5SPFFG-TC 8 7BXX**	 RCP5SM-RCP5SM-TR7BXX*	
 Without Ground RCP-5SPFFP-TC 8 7BXX**	 RCP5SM-SPG06M-TR7BXX*		
Square Backshell			
 Jack 180° RCP-5SPFFH-TS 6 7001			
 Jack 90° RCP-5SPFFV-TS 6 7001			
Metal			
Circular Backshell		With Strain Relief	
 Jack 180° RCM-6APFFH-TCM7001		 RCM-00AMMA-TLM7001	
<small>*XX: Choose the cable length from 01-99m</small> <small>8 Choose (U) unmated or (M) mated waterproof</small>		<small>*XX: Choose the cable length from 01-99m</small>	
Female Connector (F) Female Contacts (F)	Male Connector (M) Male Contacts (M)	Male Connector (M) Male Contacts (M)	

∟ Middle Size: 13/16"-28UNS > In-Line


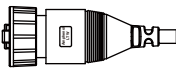
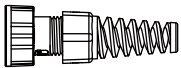

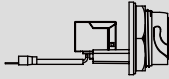
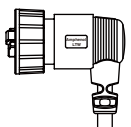
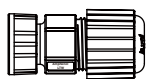
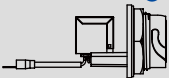
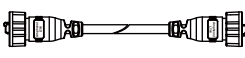
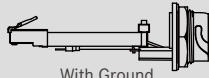

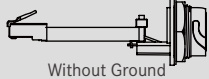




<ul style="list-style-type: none"> • Plastic Housing • Overmolded Jack • Screw Thread • Cat. 5e 	Overmolded with Cable -----> Overmolded with Cable -----> Field Installable		
	One-ended, Straight	One-ended, Straight	With Strain Relief
	 <p>RCP-5SAFFM-SLM7BXX*</p>	 <p>RCP-5SAMMM-SLM7BXX*</p>	 <p>RCP-00AMMA-SLM7001</p>
		 <p>RCP-5SBMMM-SLM7BXX*</p>	Feed-Thru  <p>RCP-00BMMS-SLM7001</p>
		One-ended, Right Angle  <p>RCP-5SAMMM-SRM7BXX*</p>	
		Double-ended, Straight  <p>RCP5SM-RCP5SM-SL7BXX*</p>  <p>RCP5SM-SPG06M-SL7BXX*</p>	
		Double-ended, Right Angle  <p>RCP5SM-RCP5SM-SR7BXX*</p>  <p>RCP5SM-SPG06M-SR7BXX*</p>	
		*XX: Choose the cable length from 01-99m	*XX: Choose the cable length from 01-99m
	Female Connector (F) Female Contacts (F)	Male Connector (M) Male Contacts (M)	Male Connector (M) Male Contacts (M)

[Note] Design and specification are subject to change without notice.

Large Size: 1"-20UNEF > Receptacle and Mating Pair

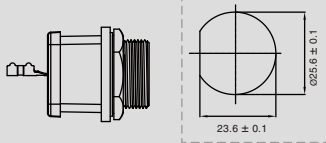
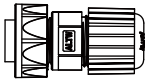
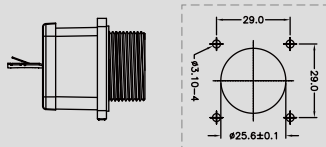
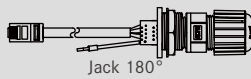
<ul style="list-style-type: none"> • Plastic Housing • Screw Thread • POE 60W Use • Cat. 5e 	Coupler / Receptacle	Overmolded with Cable	Field Installable
	Circular Backshell	One-ended, Straight	With Strain Relief
	 <p>Jack 180° RDP-5SPFFH-SC 8 7001</p>	 <p>RDP-5SAMMM-SLM7BXX*</p>	 <p>RDP-00AMMA-SLM7001</p>
	 <p>Jack 90° RDP-5SPFFV-SC 8 7001</p>	One-ended, Right Angle	Feed-Thru
	 <p>RDP-5SAMMM-SRM7BXX*</p>	 <p>RDP-00BMMS-SLM7001</p>	
	Circular Backshell with Ground	Double-ended, Straight	
	 <p>Jack 180° RDP-5SPFFH-SC 8 7002</p>	 <p>RDP5SM-RDP5SM-SL7BXX*</p>	
	 <p>Jack 90° RDP-5SPFFV-SC 8 7002</p>	 <p>RDP5SM-SPG06M-SL7BXX*</p>	
	Circular Backshell with Cable	Double-ended, Right Angle	
	 <p>With Ground RDP-5SPFFG-SC 8 7BXX**</p>	 <p>RDP5SM-RDP5SM-SR7BXX*</p>	
 <p>Without Ground RDP-5SPFFP-SC 8 7BXX**</p>	 <p>RDP5SM-SPG06M-SR7BXX*</p>		
Square Backshell			
 <p>Jack 180° RDP-5SPFFH-SS 8 7001</p>			
 <p>Jack 90° RDP-5SPFFV-SS 8 7001</p>			
<p>*XX: Choose the cable length from 01-99m 8 Choose (U) unmated or (M) mated waterproof</p>	<p>*XX: Choose the cable length from 01-99m</p>		
<p>Female Connector (F) Female Contacts (F)</p>	<p>Male Connector (M) Male Contacts (M)</p>	<p>Male Connector (M) Male Contacts (M)</p>	

Large Size: 3 Points Lock Bayonet > Receptacle and Mating Pair

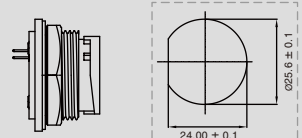
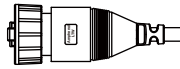
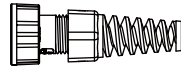
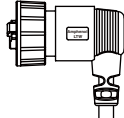
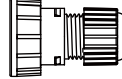
<ul style="list-style-type: none"> • Plastic Housing • Three Points Lock • POE 60W Use • Cat. 5e 	Coupler / Receptacle	Overmolded with Cable	Field Installable
	Circular Backshell	One-ended, Straight	With Strain Relief
	 <p>Jack 180° RDP-5SPFFH-TC 87001</p>	 <p>RDP-5SAMMM-TLM7BXX*</p>	 <p>RDP-00AMMA-TLM7001</p>
	 <p>Jack 90° RDP-5SPFFV-TC 87001</p>	One-ended, Right Angle	Feed-Thru
	 <p>Jack 180° RDP-5SPFFH-TC 87002</p>	 <p>RDP-5SAMMM-TRM7BXX*</p>	 <p>RDP-00BMMS-TLM7001</p>
	 <p>Jack 90° RDP-5SPFFV-TC 87002</p>	Double-ended, Straight	
	Circular Backshell with Cable	 <p>RDP5SM-RDP5SM-TL7BXX*</p>	
	 <p>With Ground RDP-5SPFFG-TC 87BXX**</p>	 <p>RDP5SM-SPG06M-TL7BXX*</p>	
	 <p>Without Ground RDP-5SPFFP-TC 87BXX**</p>	Double-ended, Right Angle	
	Square Backshell	 <p>RDP5SM-RDP5SM-TR7BXX*</p>	
 <p>Jack 180° RDP-5SPFFH-TS 87001</p>	 <p>RDP5SM-SPG06M-TR7BXX*</p>		
 <p>Jack 90° RDP-5SPFFV-TS 87001</p>			
<p>*XX: Choose the cable length from 01-99m 8 Choose (U) unmated or (M) mated waterproof</p>	<p>*XX: Choose the cable length from 01-99m</p>		
Female Connector (F) Female Contacts (F)	Male Connector (M) Male Contacts (M)	Male Connector (M) Male Contacts (M)	

[Note] Design and specification are subject to change without notice.

Large Size: 1"-20UNEF > Receptacle and Mating Pair

<ul style="list-style-type: none"> Shielded RJ45 Screw Thread Front Fastened Cat. 5e 	<p>Coupler / Receptacle -----> Overmolded with Cable</p> <p>-----> Field Installable</p>		
	<p>Metal</p> <p>Circular Backshell</p>  <p>Jack 180° RJS-5EPFFD-SC7001</p>		<p>Feed-Thru</p>  <p>RJ-00BMMA-SL7003</p>
	<p>Square Backshell</p>  <p>Jack 180° RJS-5EPFFD-SS7001</p>		
	<p>Plastic</p> <p>Circular Backshell</p>  <p>Jack 180° RJS-5EPFFJ-SC7007</p>		
<p>Female Connector (F) Female Contacts (F)</p>	<p>Male Connector (M) Male Contacts (M)</p>	<p>Male Connector (M) Male Contacts (M)</p>	

Large Size: 2 Points Lock Bayonet > Receptacle and Mating Pair

<ul style="list-style-type: none"> Plastic Housing Two Points Lock POE 60W Use Cat. 5e 	<p>Coupler / Receptacle -----> Overmolded with Cable</p> <p>-----> Field Installable</p>		
	<p>Circular Backshell</p>  <p>RJS-5EPFFP-LC7002</p>	<p>One-ended, Straight</p>  <p>RJS-5EAMMM-LL7EXX*</p>	<p>With Strain Relief</p>  <p>RJ-00AMMA-LL7001</p>
		<p>One-ended, Right Angle</p>  <p>RJS-5EAMMM-LR7EXX* RJ-5EAMMM-LR7DXX*</p>	<p>Feed-Thru</p>  <p>RJ-00BMMA-LL7001</p>
	<p>Female Connector (F) Female Contacts (F)</p>	<p>Male Connector (M) Male Contacts (M)</p>	<p>Male Connector (M) Male Contacts (M)</p>

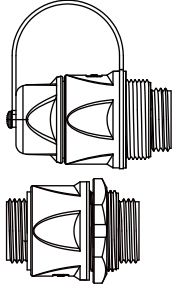
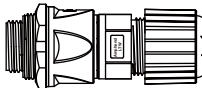
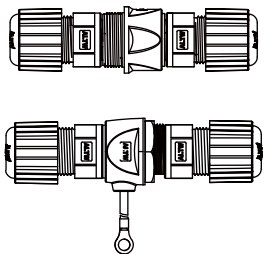
*XX: Choose the cable length from 01-99m

↳ ODVA > Receptacle and Mating Pair

<ul style="list-style-type: none"> • Shielded RJ45 • Three Points Lock • Ethernet/IP RJ45 standards • POE 60W Use 	Coupler / Receptacle		Overmolded with Cable	
			Field Installable	
	Mated	Unmated	One-ended, Straight	With Strain Relief
	(Dual Fastened)			
	Circular Backshell			
	Jack 180° ROP-5SDFFH-TC 8 7001		ROP-5SAMMM-TLM7BXX*	ROP-00AMMA-TLM7001
	Square Backshell			
	Jack 180° ROP-5SDFFH-TS 8 7001			
(Front Fastened)				
Circular Backshell				
Jack 180° ROP-5SPFFH-TC 8 7001				
Square Backshell				
Jack 180° ROP-5SPFFH-TS 8 7001				
(Rear Fastened)				
Square Backshell				
Jack 180° ROP-5SRFFH-TS 8 7001				
Circular Backshell				
Jack 180° ROP-5SRFFH-TC 8 7001				
8 Choose (U) unmated or (M) mated waterproof		*XX: Choose the cable length from 01-99m		
Female Connector (F) Female Contacts (F)		Male Connector (M) Male Contacts (M)		
		Male Connector (M) Male Contacts (M)		

[Note] Design and specification are subject to change without notice.

∟ I-Adaptor

<ul style="list-style-type: none"> • Plastic Housing • Screw Thread • Shielded RJ45 • Panel Thickness Max:3.5mm 	<p>Coupler / Receptacle</p> <p>(Front Fastened)</p>	<p>Field Installable</p>	<p>Field Installable</p>
	<p>Circular Backshell</p>  <p>Jack 90° RDP-00PFFH-SCU7001 RDP-00PFFH-SCU7002</p>	<p>With Strain Relief</p>  <p>RDP-00DFFA-SLM7001</p>	<p>With Strain Relief</p>  <p>RDP-00BFFA-SLM7001 RDP-00BFFA-SLM7002 RDP-00BFFA-SLM7003 RDP-00BFFA-SLM7004</p>
	<p>Female Connector (F) Female Contacts (F)</p>	<p>Male Connector (M) Male Contacts (M)</p>	<p>Male Connector (M) Male Contacts (M)</p>

Accessories

Waterproof Cap

Customized - Upon Request

C Size 3 Points Lock Bayonet C Size Screw Thread D Size Screw Thread ODVA 3 Points Lock Bayonet

6 More to choose: None(A) / With Chain(B) / With Rubber Lead(C) / With Fish Line(D)
7 Choose plastic (1) or metal (2) items (for C & ODVA size only)
 * D size: [1] 3 Points Lock Bayonet [2] 2 Points Lock Bayonet

Size	Mating Pair	Mating Style	Mating Pair (Gender)	P/N
C Size	Receptacle	3 Points Lock Bayonet	Male	CAP-WACMTMA1 CAP-WACMTP 6 1
		Screw Thread	Male	CAP-WACMSMA 7 CAP-WACMSP 6 7
D Size	Receptacle	Screw Thread	Male	CAP-WADMSMA[1] CAP-WADMSP 6 [1]
		3 Points Lock Bayonet	Male	CAP-WADMTMA[1] CAP-WADMTMTP 6 [1]
		2 Points Lock Bayonet	Male	CAP-WADMLMA[2] CAP-WADMLP 6 [2]
ODVA	Receptacle	3 Points Lock Bayonet	Male	CAP-WEOFTPC1

Patch Cable (Double-ended)

Customized - Upon Request

End 1 End 2

* XX: Cable length is available from 100 ~ 1000 mm.
 e.g. (10) = 100mm, (15) = 150mm, (20) = 200mm ...
 (95) = 950mm, (A0) = 1000mm

End 1		End 2		P / N
Type	Gender	Type	Gender	
RJ 45 Unshielded	Plug	RJ 45 Unshielded	Plug	UPG06-UPG06-CXX*

[Note] Design and specification are subject to change without notice.

Amphenol LTW Technology Co., Ltd.

5F-3, No.51, Sec.4, Zhongyang Rd., Tucheng Dist., New Taipei City 236, Taiwan
Telephone: +886-2-77416888 Fax: +886-2-77416999
www.amphenolltw.com

Kunshan Factory

No. 62, DaTong Road, Development Zone, Kunshan City, JiangSu Province, 215333 China
Telephone: +86-512-5761-0501
Fax: : +86-512-5761-0515

For further information, please contact :

Sales & Marketing Department | Email : sales@ltw-tech.com

X-ON Electronics

Largest Supplier of Electrical and Electronic Components

Click to view similar products for [Ethernet Cables / Networking Cables](#) category:

Click to view products by [Amphenol](#) manufacturer:

Other Similar products are found below :

[73-7795-1](#) [MCJB2-10P6Q7-120](#) [84909-0204](#) [E16A06002M030](#) [E200102-009-S1](#) [AX105346-EW](#) [MT14-187L](#) [ERWPAB3002M005](#) [190-038045-01](#) [NK5EPC1GRY](#) [NK5EPC4Y](#) [1969343-6](#) [ICD056GVP163D-C0](#) [C5UMB3FBG](#) [C631208025](#) [C631208035](#) [C6F1106015](#) [2168427-2](#) [21949-1](#) [2J1866A](#) [RJF SFTP 5E 0500](#) [AX100351](#) [UTPCH14GYY](#) [45-5684](#) [09459711142](#) [100345-1301](#) [MWDM6L-31S-6C4-.375H](#) [73-7793-1](#) [74764-1101](#) [WHU18-3636-048](#) [WHU18-1836-060](#) [1R4000A39M030](#) [UTPSP6GYY](#) [UTPSP2GYY](#) [UTPSP10GYY](#) [UTPCH5GYY](#) [UTP28SP15M](#) [UTP28CH100OR](#) [ENSP2F5C305](#) [74764-2301](#) [E66A06002M020](#) [NPC-5E-010-GY](#) [1-3636-620-5214](#) [1-3636-601-5211](#) [1-3636-600-5212](#) [1-3636-461-5208](#) [1-3637-600-5212](#) [1-3637-600-5206](#) [1-3636-618-5212](#) [1-3636-601-5248](#)