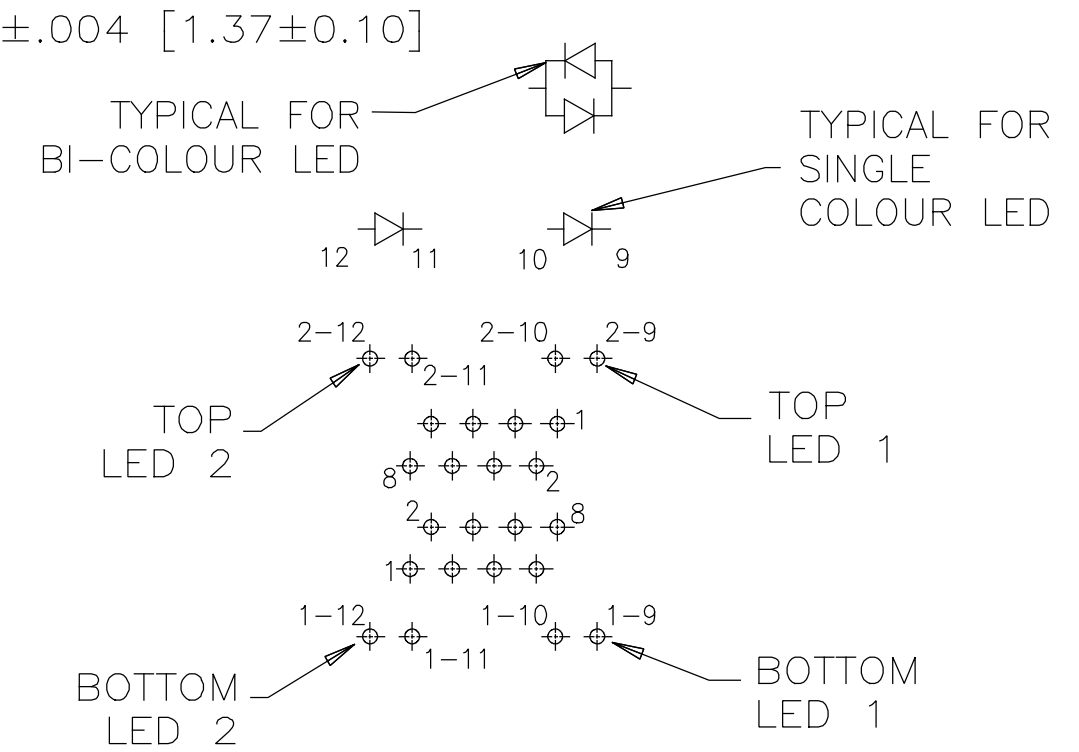
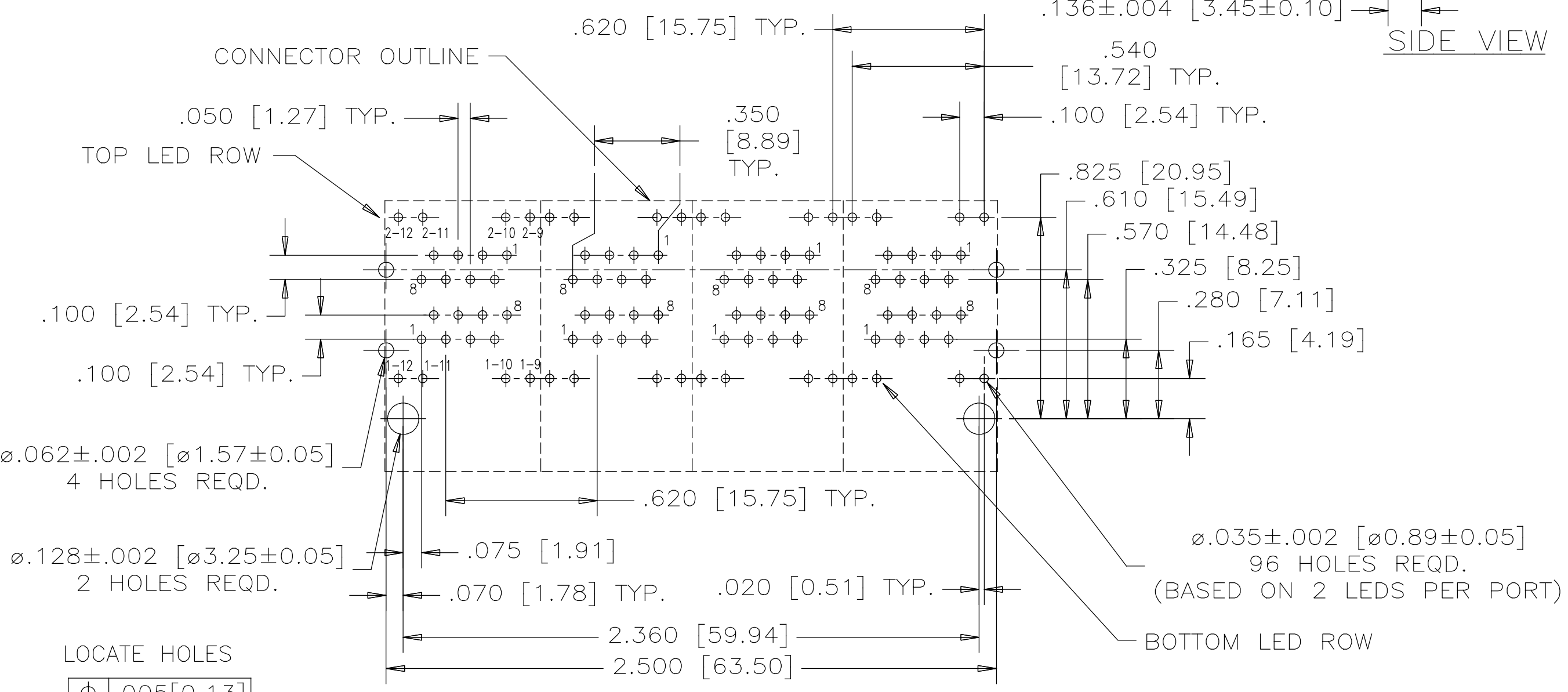
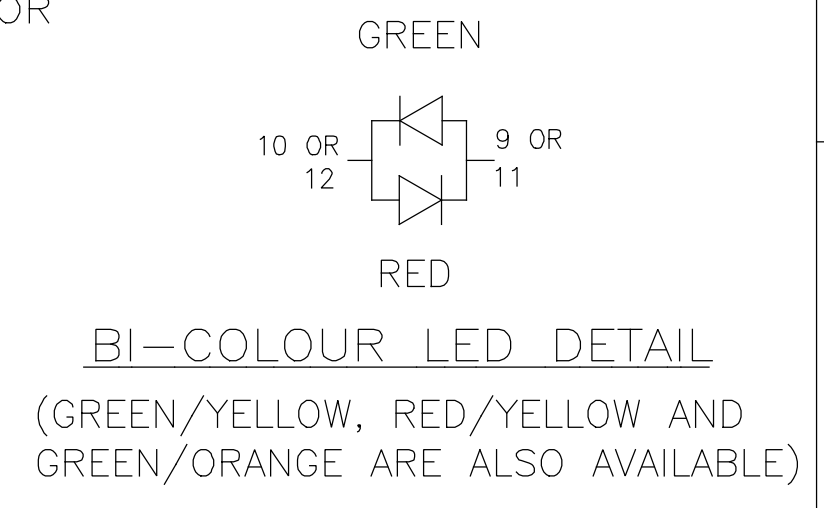
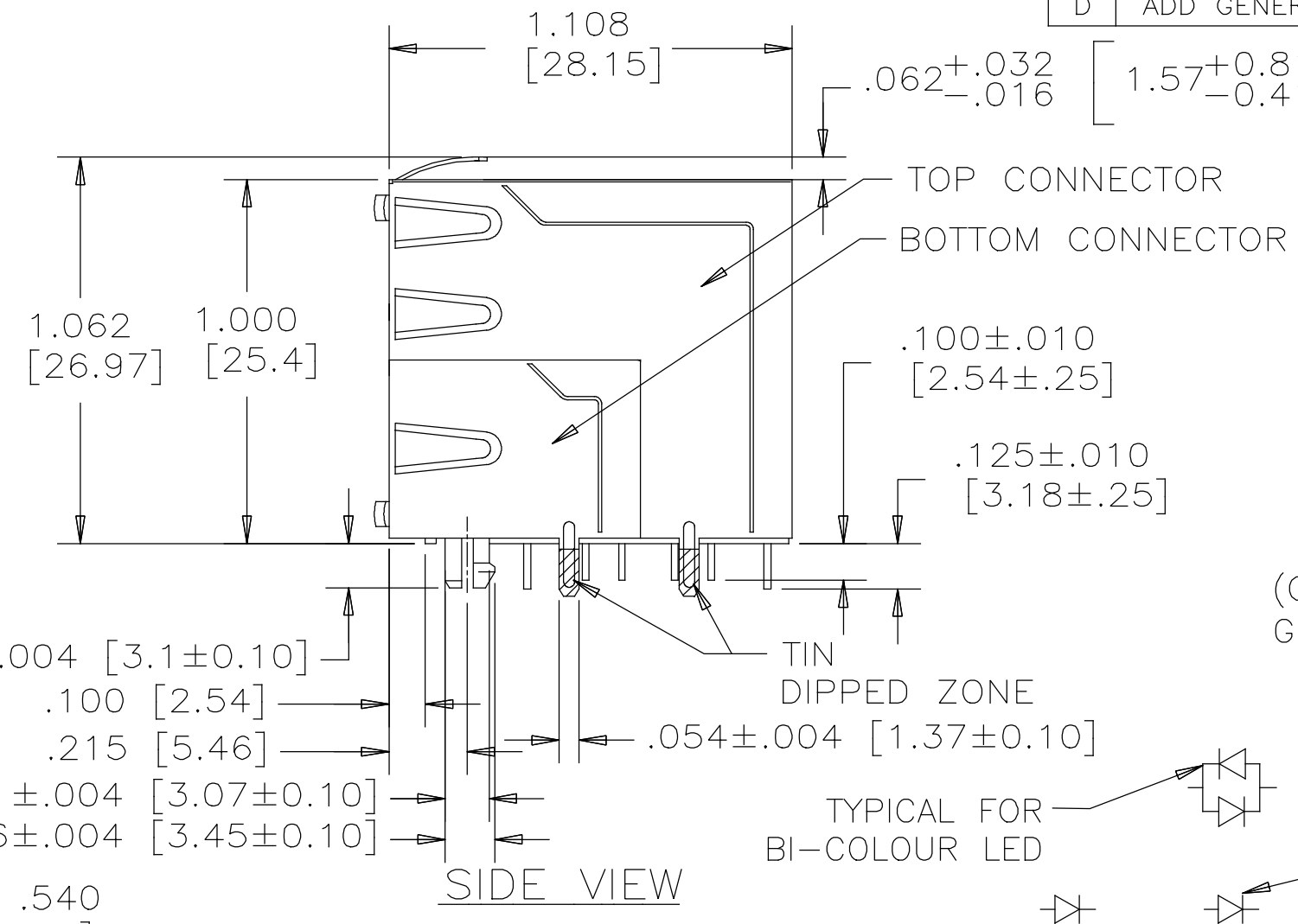
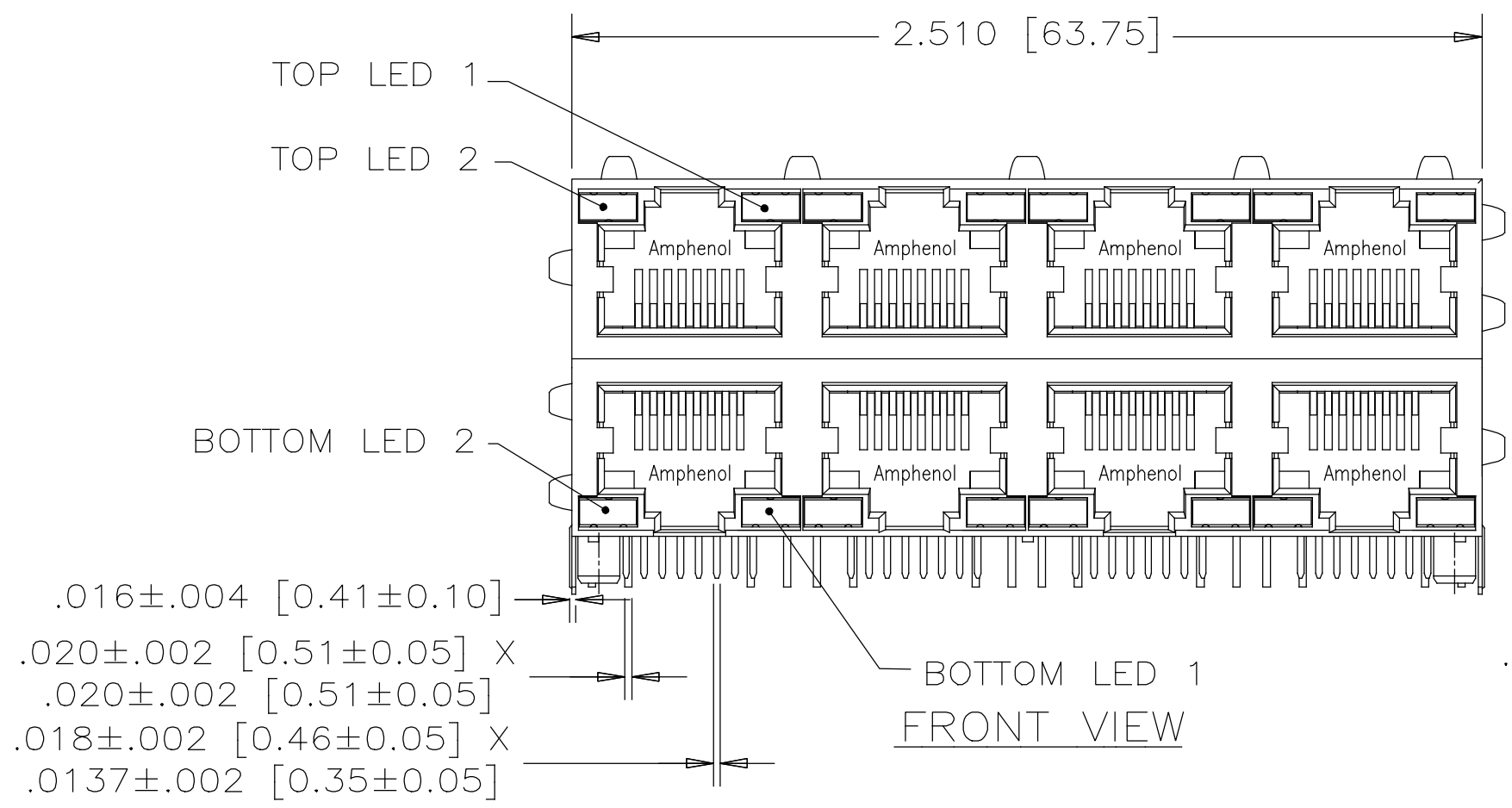


REVISIONS			
REV	DESCRIPTION, ECN, EAR NO.	DATE	APP'D
D	ADD GENERAL TOLERANCE	APR.4/14	L.CHAN

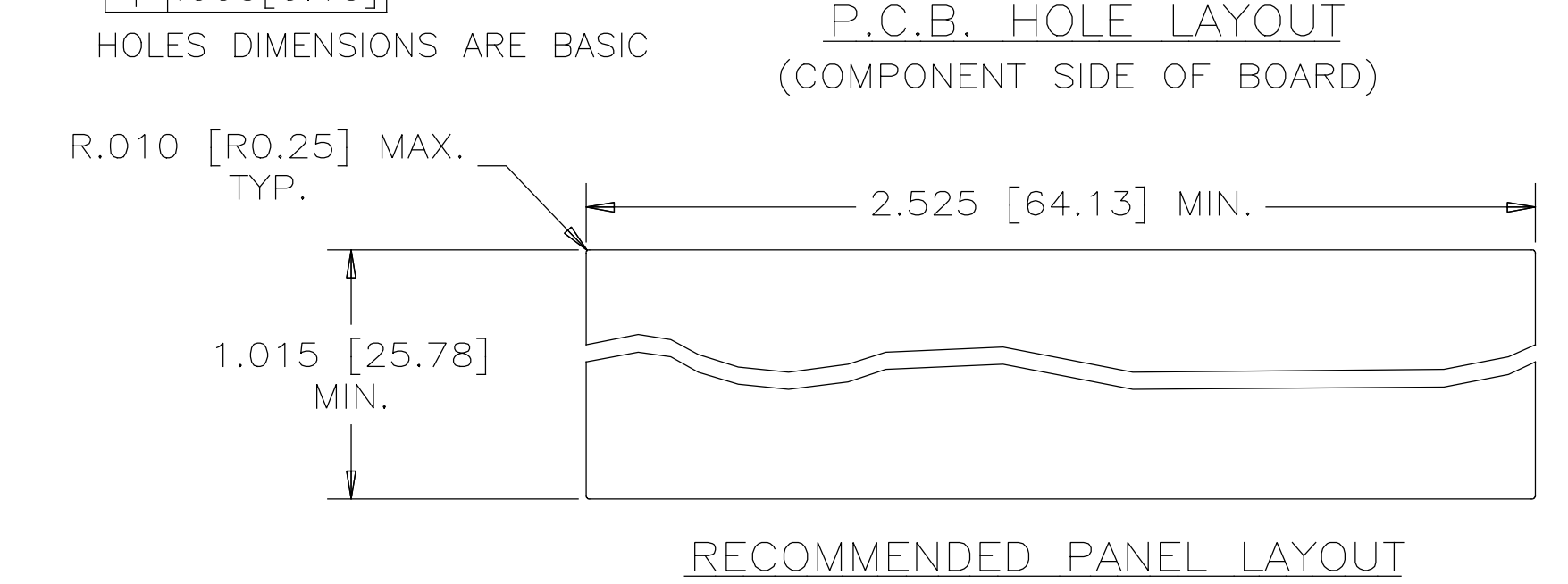


MATERIALS:

HOUSING: HIGH TEMPERATURE THERMOPLASTIC. FLAMMABILITY RATING UL 94V-0

CONTACTS: PHOSPHOR BRONZE
PLATING: 50µ" [1.27 MICRONS] MIN. GOLD OVER MATING SURFACES.
50µ" [1.27 MICRONS] MIN. NICKEL UNDERPLATE.
100µ" [2.54 MICRONS] MIN. MATTE TIN OR GOLD FLASH ON CONTACT TAILS.

SHIELD: COPPER ALLOY
PLATING: NICKEL WITH TIN DIPPED PCB TAIL.



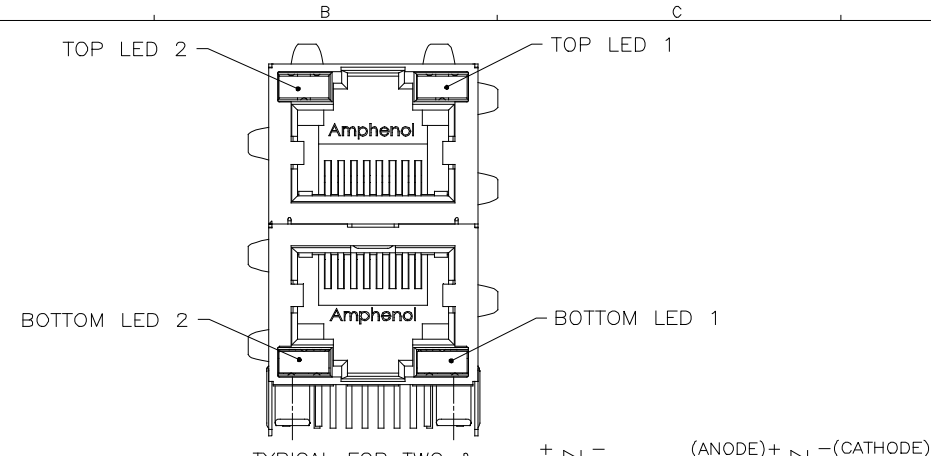
UNLESS OTHERWISE SPECIFIED, THE TOLERANCE IS ±0.015 [±0.38]

PART NUMBER: RJSAE-538X-08X

REFER TO LED OPTIONS DRAWING FOR ORDERING CODES

UNLESS SPECIFIED OTHERWISE	DRAWN G.HSIA	APR.4/14	Amphenol Canada Corp. www.amphenolcanada.com	
PRIMARY UNITS INCHES	CHECKED		STACKABLE MULTI-PORT MODULAR JACK, 8 POS. 8 CONTACTS, 2 LEDS PER PORT, SHIELDED- RoHS COMPLIANT	
SECONDARY MILLIMETERS	M.E. APP'D		DWG NO. P-RJSAE-538X-08X	
REFERENCE IN PARENTHESES	Q.A. APP'D		REV D	
1 DECIMAL PLACE	DWG APP'D L.CHAN	APR.4/14	CODE ID NO. 03554 DWG SIZE SCALE SHEET 1 OF 1	
2 DECIMAL PLACES	ENG. REL. NO.			
3 DECIMAL PLACES ±0.015	REF.			
ANGULAR DEGREES ±1.5°	THIRD ANGLE PROJECTION	DO NOT SCALE DRAWING		

THIS DOCUMENT CONTAINS PROPRIETARY INFORMATION AND SUCH INFORMATION MAY NOT BE DISCLOSED TO OTHERS FOR ANY PURPOSE OR USED FOR MANUFACTURING PURPOSES WITHOUT WRITTEN PERMISSION FROM AMPHENOL CANADA CORP.



REVISIONS				
SYM	ZONE	ECN, ERN NO.	DATE	APPRD.
H		PROPOSAL	JUL04/12	L.CHAN
J		PROPOSAL	MAR03/14	L.CHAN

LED SPECIFICATIONS:
 FORWARD VOLTAGE: 2.1 VOLTS TYP.
 REVERSE VOLTAGE: 5.0 VOLTS MIN.
 LUMINOUS INTENSITY: 0.5 mCd MIN.
 (AT If=2mA)
 STORAGE TEMPERATURE: -20° TO 85° C
 PLATING ON TAILS: TIN OR TIN/COPPER ALLOY OVER SILVER

PRIMARY COLOR FOR BI-COLOR
 LEDS IN STANDARD ANODE/
 CATHODE CONFIGURATION IS:
 RED-GREEN= RED
 RED-YELLOW= RED
 GREEN-YELLOW= GREEN
 GREEN-ORANGE= GREEN



LEGEND
 BIC=BI-COLOR LED
 LOWC=LOW CURRENT LED
 YE=YELLOW
 GR=GREEN
 RD=RED
 OR=ORANGE

NOTES:
 1. THE TWO DIGITS PRECEDING THE
 ADDITIONAL LED CODE MUST BE
 USED IN THE PART NUMBER WHEN
 ORDERING ANY OF THE ADDITIONAL
 LED OPTIONS.
 2. '**' REPRESENT DIFFERENT OPTION OF
 CONNECTOR, DETAIL OPTION PLEASE SEE
 RELEVANT CONNECTOR DRAWING.

EXAMPLE:1
 PART NUMBER RJSAE-***X-
 SEE NOTE 2
 SEE NOTE 2
 LED COLOR CODE

EXAMPLE:2
 PART NUMBER RJSAE-***U-**-XX
 SEE NOTE 2
 SEE NOTE 2
 SPECIAL CODE FOR TOP & BOTTOM LEDS CONFIGURATION
 BOTTOM ASSY LED (SAME AS STD CODE)
 TOP ASSY LED (SAME AS STD CODE)
 SEE NOTE 2

CODE	LED 2 (LEFT)	LED 1 (RIGHT)	CODE	LED 2 (LEFT)	LED 1 (RIGHT)	CODE	LED 2 (LEFT)	LED 1 (RIGHT)
0	BLOCKED	BLOCKED	9	GREEN	BLOCKED	J	BIC RD/GR	YELLOW
1	YELLOW	GREEN	A	BIC GR/YE	BIC GR/YE	K	YELLOW	BIC GR/OR
2	BLOCKED	GREEN	B	BIC RD/GR	BIC RD/GR	L	BIC GR/YE	RED
3	YELLOW	BLOCKED	C	BIC RD/GR	BIC GR/YE	M	RED	YELLOW
4	GREEN	YELLOW	D	GREEN	BIC GR/YE	N	BIC GR/RD	BIC GR/YE
5	GREEN	GREEN	E	YELLOW	BIC GR/YE	P	GREEN	BIC RD/GR
6	YELLOW	YELLOW	F	BIC GR/YE	YELLOW	R	BIC GR/OR	GREEN
7	RED	GREEN	G	BIC GR/OR	BIC GR/OR	T	RED	RED
8	GREEN	RED	H	BIC GR/YE	GREEN	V	BIC RD/GR	GREEN

EXAMPLE:3
 PART NUMBER RJSAE-***W-**-XX
 SEE NOTE 2
 SEE NOTE 2
 ADDITIONAL LED COLOR CODE
 DENOTES ADDITIONAL LED OPTIONS TO BE USED

CODE	LED 2 (LEFT)	LED 1 (RIGHT)	CODE	LED 2 (LEFT)	LED 1 (RIGHT)	CODE	LED 2 (LEFT)	LED 1 (RIGHT)
0	DO NOT USE		5	BLOCKED	YELLOW	A	LOWC YE	LOWC YE
1	RED	BLOCKED	6	RED	BIC RD/GR	B	LOWC YE	LOWC GR
2	BIC GR/OR	YELLOW	7			C	LOWC GR	LOWC YE
3	YELLOW	RED	8	BIC RD/GR	BLOCKED	D	LOWC GR	LOWC GR
4	BLOCKED	RED	9	BIC GR/YE	BLOCKED	M	LOWC RD	LOWC YE
						N	GREEN	BIC GR/OR
						E	GREEN	ORANGE
						F	ORANGE	GREEN
						G	BIC YE/GR	BIC YE/GR
						P	BIC RD/YE	GREEN
						R	BIC RD/YE	BIC RD/YE
						T	BIC GR/YE	BIC RD/GR

EXAMPLE:4
 PART NUMBER RJSAE-***X-**-XX*
 SEE NOTE 2
 SEE NOTE 2
 LED COLOR CODE
 THE SAME AS
 EXAMPLE 1, 2, 3
 SEE NOTE 2

DRAWN PAUL WANG	DATE 05/07/22	Amphenol Canada Corp.	
DESIGNED		TITLE LED OPTIONS FOR RJSAE, MULTI-PORT CONNECTORS - RoHS COMPLIANT	
CHECKED TERRY	DATE 05/07/22	DWG. DRAWING NO. P-RJSAE-LEDS	
I. E. APPRD.		REV. J	
Q. A. APPRD.		SCALE	
DWG. APPRD.		SHEET 1 OF 1	
ENG. REL. NO.			
REF.			
DIMENSIONS ARE IN INCHES [mm]	CODE ID. NO. 03554		

X-ON Electronics

Largest Supplier of Electrical and Electronic Components

Click to view similar products for [Modular Connectors](#) / [Ethernet Connectors](#) category:

Click to view products by [Amphenol](#) manufacturer:

Other Similar products are found below :

[8949-H88/06BLKA/SN](#) [74441-0010/BKN](#) [MP1010RX-1000](#) [MP44RX-1000](#) [PHJ-4P4C-1-V-4](#) [PHP-6P6C-5](#) [GAX-3-66](#) [GAX-8-62](#) [GDCX-PA-66-50](#) [GDCX-PN-64](#) [GDCX-PN-66](#) [GDCX-PN-66-50](#) [GDLX-A-66](#) [GDLX-N-66](#) [GDLX-S-66](#) [GDLX-S-88K](#) [GDTX-S-88-50](#) [GDX-PA-1010](#) [GLX-N-1010M-BLK](#) [GLX-S-88M-BLK](#) [GMX-N-1010](#) [GMX-S-1010](#) [GMX-S-66](#) [GMX-SMT4-N-88](#) [GPX-2-64](#) [GSGX-N-2-88](#) [GSGX-N-4-88](#) [GSX-NS2-88-3.05-50](#) [PT-108A-8C-UL](#) [PT-J951-8C](#) [PTS-J531-8CS-50UL](#) [1-1775629-2](#) [A-2014-0-4](#) [GWLX-S-88-GR](#) [GWLX-S9-88-YG](#) [DC-1021-8-WH-6](#) [1300530003](#) [1324640-4](#) [RJ11FTVC2G](#) [RJ11FTVC2N](#) [RJFTVX2SA1G](#) [132764-001](#) [1413235](#) [MP88X-1000](#) [MPS88RX-5000](#) [MRJR-5481-0F2](#) [E5288-S000K3-L](#) [E5908-15A242-L](#) [155302-001](#) [AX100653](#)