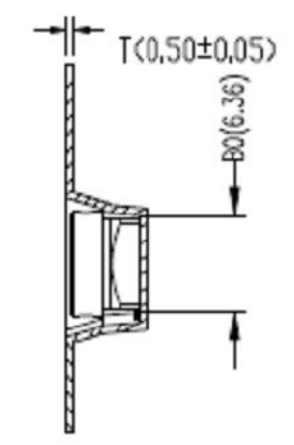
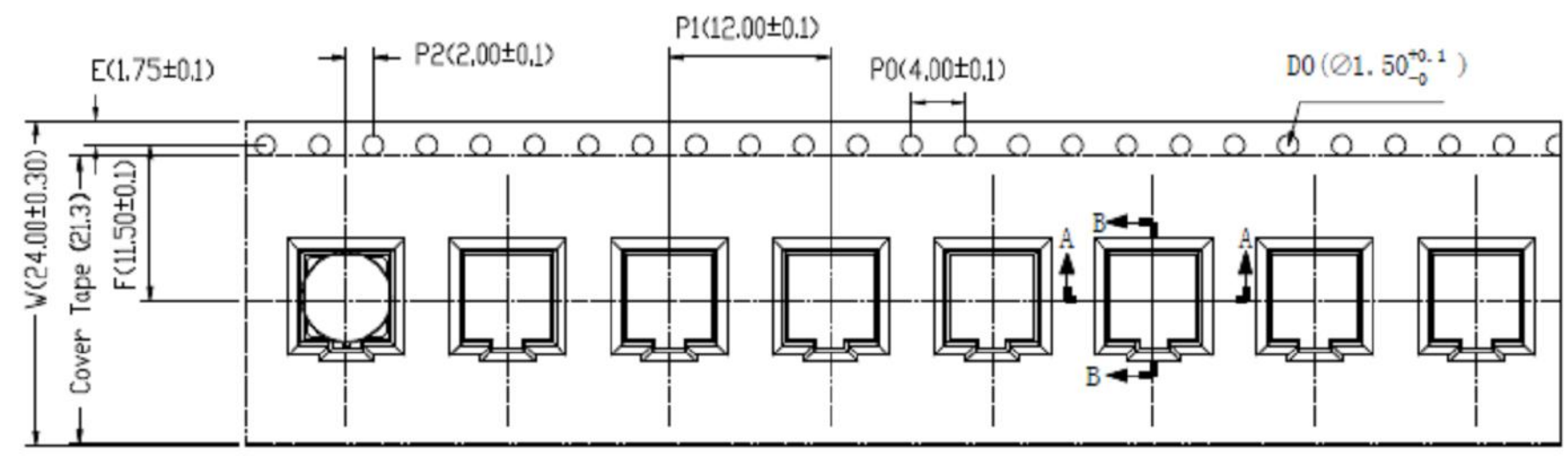
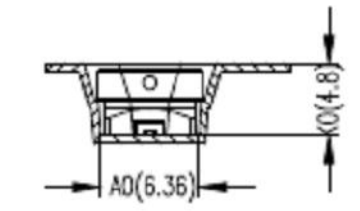




REVISIONS				
REV	DESCRIPTION	DATE	ECN	APPR
A	RELEASE TO MFG.	29-JUN-20	15254	EH



载带卷料方向



- Notes:**
1. 10 sprocket hole pitch cumulative tolerance  $\pm 0.20\text{mm}$   
(每10个链轮齿孔径累计公差为 $\pm 0.20\text{mm}$ )
  2. Carrier camber not to exceed 1mm in 250mm.  
(传送料带弯曲变形度每250mm不超过1mm)
  3.  $A_0$  and  $B_0$  measured on a plane 0.3mm above the bottom of the pocket. ( $A_0$ 与 $B_0$ 在同一平面测量且距口袋底部0.3mm)
  4.  $K_0$  measured from a plane on the inside bottom of the pocket to the top surface of the carrier.  
( $K_0$ 为口袋底部与材料表面的平面距离。)
  5. All dimensions meet EIA-481-D requirements.  
(所有尺寸符合EIA-481-D标准要求。)
  6. Material: Black Antistatic polystyrene.  
(材料: 黑色防静电聚苯乙烯。)
  7. Thickness:  $0.50 \pm 0.05 \text{ mm}$ .  
(厚度:  $0.50 \pm 0.05$ 毫米。)
  8. Packing length per 13" reel: 12.96Meters.  
(每个13"卷轴包装长度为12.96米。)
  9. Component loader per 13" reel: 1000 pcs.  
(每个13"卷轴可装1000个零件。)

**技术要求:**  
 在没有保护膜的情况下, 0-90度往返折弯3次, 卷带不会破裂; 冷封带0.3~1.3N; 厚度及防静电要求需满足要求, 防静电性能使用寿命至少大于半年。载带侧壁支撑力2kgf以上。

ITEM	W	$A_0$	$B_0$	$K_0$	$K_1$	$P_1$	F	E	$D_0$	$D_1$	$P_0$	$P_2$	T
DIM	24 $\pm$ 0.3	6.36 $\pm$ 0.1	6.36 $\pm$ 0.1	4.8 $\pm$ 0.1		12.0 $\pm$ 0.1	11.5 $\pm$ 0.1	1.75 $\pm$ 0.1	1.5 $^{+0.1}_{-0.0}$		4.0 $\pm$ 0.1	2.0 $\pm$ 0.1	0.5 $\pm$ 0.05

NOTICE: These drawings, specifications, or other data (1) are, and remain the property of Amphenol corp. (2) must be returned upon request; and (3) are confidential and not to be disclosed to any person other than those to whom they are given by Amphenol Corp. The furnishing of these drawings, specifications, or other data by Amphenol Corp., or to any other person to anyone for any purpose is not to be regarded by implication or otherwise in any manner licensing, granting rights to permitting such holder or any other person to manufacture, use or sell any product, process or design, patented or otherwise, that may in any way be related to or disclosed by said drawings, specifications, or other data.

UNLESS OTHERWISE SPECIFIED DIMENSIONS ARE METRIC (INCHES) AND TOLERANCES ARE:  
 <0.5mm =  $\pm 0.05\text{mm}$  [ $<0.020 = \pm 0.002$ ]  
 >0.5 - 6mm =  $\pm 0.1\text{mm}$  [ $>0.020 - 0.236 = \pm 0.004$ ]  
 >6.00 - 30mm =  $\pm 0.2\text{mm}$  [ $>0.236 - 1.181 = \pm 0.008$ ]  
 >30.00 - 120mm =  $\pm 0.3\text{mm}$  [ $>1.181 - 4.725 = \pm 0.012$ ]

ANGLES =  $\pm 1^\circ$

MATERIAL

ENGINEER  
E. HILL

DATE  
06-APR-20

TITLE  
SMP SMOOTH BORE JACK SURFACE MOUNT CATCHER'S MITT

SHEET NO. 3 OF 3

SCALE: 20.0:1.0

Amphenol RF

DRAWING NO. SMP-MSCM-PCS12T

ITEM NO. SMP-MSCM-PCS12T

PART NO. SMP-MSCM-PCS12T

REV  
A

THIRD ANGLE PROJ.

REFERENCE  
SMP-MSCM-PCS-11

EAR#  
9644

## X-ON Electronics

Largest Supplier of Electrical and Electronic Components

*Click to view similar products for [RF Connectors / Coaxial Connectors](#) category:*

*Click to view products by [Amphenol](#) manufacturer:*

Other Similar products are found below :

[8915-1511-000](#) [89674-0827](#) [6001-7071-019](#) [6002-7051-003](#) [6002-7551-202](#) [6059674-1](#) [619550-1](#) [630059-000](#) [M39030/3-01N](#) [M3933/25-36N](#) [6500-7071-046](#) [6769](#) [CX050L2AQ](#) [7002-1542-011](#) [7004-1512-000](#) [7009-1511-004](#) [7010-1511-000](#) [7029-1511-060](#) [7101-1541-010](#) [7101-1571-002](#) [7105-1521-002](#) [7145-1521-002](#) [7203-1571-003](#) [7209-1511-011](#) [7210-1511-015](#) [7210-1511-019](#) [73137-5015](#) [73216-2241](#) [7325-1512-000](#) [73404-2300](#) [7405-1521-005](#) [7405-1521-802](#) [7406-1521-005](#) [8527](#) [8547](#) [FS11V](#) [8808-1511-001](#) [9049-9513-000](#) [9074-9513-000](#) [9101-9573-002](#) [910A205F](#) [9130-9573-002](#) [PL11SC-026](#) [PL375-33](#) [PL40-5](#) [PL71-9](#) [PL74C-221](#) [PL75MC-217](#) [PL803-7](#) [980-8666-005](#)