

B TJT-120

NOTES:

1. TERMINALS #1, 2, 3 & 4 TO BE BERYL COPPER.
2. ALL TERMINALS FINISHED PER QQ-N-290 TYPE I CLASS III NICKEL.
3. ASSEMBLY TO MAKE CONTACT WITH TELEPHONE PLUGS TYPE U-93A/U, U-174/U & NEXUS TP-120.
4. TERMINALS 1 & 3 ARE FOR MICROPHONE CIRCUIT, TERMINALS 2 & 4 ARE FOR EARPHONE CIRCUIT.

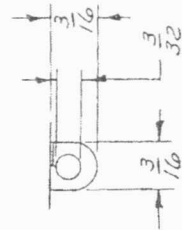
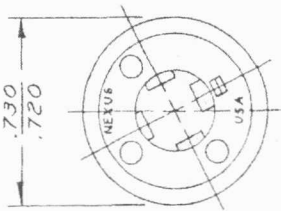
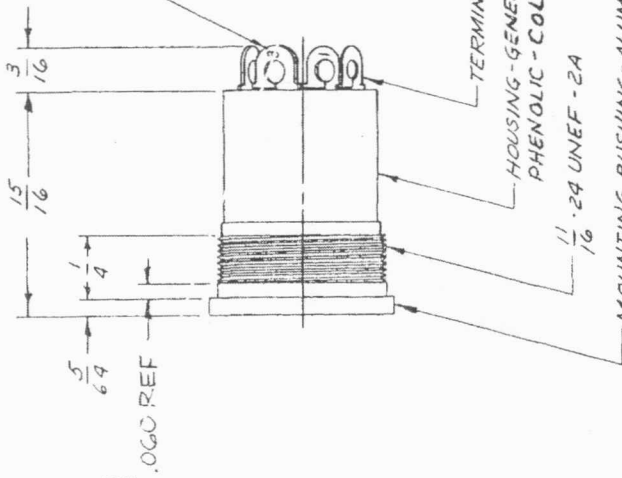
D1 5. INSERTION FORCE: 13 LBS MAX WITHDRAWAL FORCE: 5 LBS MIN., 10 LBS MAX.

D1 6. ELECTRICAL:

- A. DIELECTRIC STRENGTH - 500 VOLTS RMS MIN. BETWEEN ANY PAIR OF CONTACTS.
- B. INSULATION RESISTANCE - 100 MEGOHMS MIN. BETWEEN ANY PAIR OF CONTACTS.

THIS ASSEMBLY INCLUDES ONE TJT-120-A NUT AND ONE TJT-120-B LOCKWASHER.

TERMINAL IDENTIFICATION



TERMINAL DETAIL

DATE	9-10-69	MATERIAL	
FINISH		WEIGHT	SCALE 2:1
TITLE	PHONE JACK ASSEMBLY	DO NOT SCALE DWG.	SHEET OF
UNLESS OTHERWISE SPECIFIED DIMENSIONS ARE IN INCHES TOLERANCES ON FRACTIONS DECIMALS ANGLES			
DATE CHG.			
REVISION			
L.E.T.			
F	ADD NOTE 7	SP7	
E	NOTE WAS "FULL THREAD TO WITHIN .060"	10/1/90	
D	ADDED NOTES 5 & 6	2-4-88	dp.
C	REDRAWN	9/1/69	

NEXUS
STAMFORD, CONN.

SIZE ORG. NO.

B TJT-120

X-ON Electronics

Largest Supplier of Electrical and Electronic Components

Click to view similar products for [Phone Connectors](#) category:

Click to view products by [Amphenol](#) manufacturer:

Other Similar products are found below :

[M444B](#) [6J1041A](#) [R4F](#) [E12BPKG](#) [ECP4PKG](#) [161-3502L-E](#) [MT333X](#) [171-0350-EX](#) [171-101A-EX](#) [171-3325-EX](#) [176S](#) [NC3MG-V](#)
[NYS228G](#) [P10834](#) [P2380](#) [P2381X](#) [P2411X](#) [P2412](#) [P2724](#) [JM2PB-AU BULK](#) [9144](#) [S2674](#) [280L](#) [163-156N-2-E](#) [163-158N-2-E](#) [171-3308-](#)
[EX](#) [171-3500-E](#) [2501FT](#) [CMT335](#) [M10662](#) [330Q](#) [RJ5VI-S](#) [40116](#) [TM1R-AU](#) [TM2PBMJ-AU](#) [TM2PJ-AU](#) [TM2PJ-AU BULK](#) [4803.1351](#)
[49201](#) [49205](#) [TS3PBJ-AU](#) [TS3PBMJ-AU](#) [TT32BX](#) [54B](#) [40112](#) [40205](#) [XMT332B](#) [52170017-331](#) [570](#) [NM3](#)