

ITEM #	PART #	QTY	DESCRIPTION
1	TP-101-7	1	STACK & CABLE RETAINER ASSEMBLY
2	TP-101-9	1	CLAMP
3	TP-101-8	1	SHELL
4	TP-101-10	1	SPOOL
5	TP-101-11	1	RIVET

- CONDENSED SPECIFICATIONS:
- THIS PLUG MATES WITH TELEPHONE JACK U-92A/U PER MIL-T-9199
  - THE CABLE HARDWARE IS INTENDED FOR USE WITH CABLES SUCH AS THAT SHOWN ON AIR FORCE DWG #60C12501
  - THE SOLDER TERMINALS ARE TINNED & EACH WILL ACCEPT TWO STRANDED CONDUCTORS OF 320 CIRCULAR MILLS (37 BUNCH STRANDED AWG #40)
  - EACH CONDUCTOR IS OF ONE PIECE CONSTRUCTION (THERE ARE NO JOINTS OF ANY TYPE BETWEEN THE CONTACT AREA AND THE SOLDER TERMINALS)
  - THE  $\phi .281$  STACK IS MACHINED AFTER INSERT MOLDING SO THE CONTACTS & INSULATION ARE FLUSH & CONCENTRIC
  - THE CABLE CLAMP WILL WITHSTAND A 25 LB PULL FOR AT LEAST 5 MINS
  - A SHOULDER IS FORMED AS AN INTEGRAL PART OF CONTACT #4 TO PERMIT MATING WITH OBSOLETE U-92/U JACKS
  - THE CONCENTRICITY OF THE BALL END OF THE PLUG TO THE  $\phi .281$  IS SUCH THAT THE PLUG WILL FREELY ENTER A RING GAGE HAVING A MAX INTERNAL  $\phi .284$  FOR A LENGTH OF .590 & A MAX INTERNAL DIAMETER OF  $\phi .254$  FOR A LENGTH OF .175 WITH NO FORCE EXCEPT ITS OWN WEIGHT
- 9) MATERIALS:
- CONTACTS: NICKEL-COPPER ALLOY PER FEDERAL SPEC QQ-N-281 (MONEL)
  - STACK INSULATION: MINN, MINING & MFG CO KEL-F
  - STRAIN RELIEF BRACKET: STAINLESS STEEL PER FEDERAL SPEC QQ-S-766, CLASS 4
  - CABLE HARDWARE: COPPER ALLOY, ZINC PLATED
  - SHELL: POLYIMIDE PLASTIC, BLACK PER MIL-P-17091, TYPE 1
- 10) ELECTRICAL:
- DIELECTRIC STRENGTH: 500 VRMS MIN BETWEEN ANY PAIR OF CONTACTS
  - INSULATION RESISTANCE: 100 MEGAOHMS MIN BETWEEN ANY PAIR OF CONTACTS
  - CONTACT RESISTANCE: WHEN MATED WITH A U-92A/U TELEPHONE JACK & WITH A DIRECT CURRENT OF 100 MILLAMPERES @ 5 V (OPEN CIRCUIT VOLTAGE) FLOWING THRU THE CONTACTS, THE POTENTIAL DROP BETWEEN EACH PAIR OF CONTACTS WILL NOT EXCEED .005V
- 11) THIS TELEPHONE PLUG IS SUPPLIED IN A POLYETHYLENE BAG WITH THE CASE & CABLE HARDWARE UNASSEMBLED
- 12) USE CRIMP TOOL "HX4" & CRIMP DIE "Y1633" TO ATTACH "CLAMP", TP-101-9

SEE DETAIL A

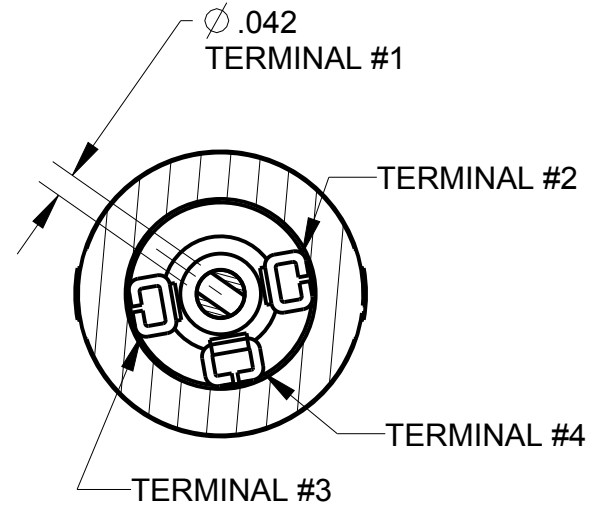
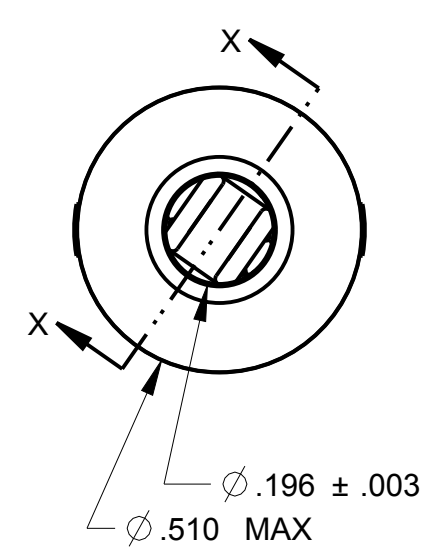
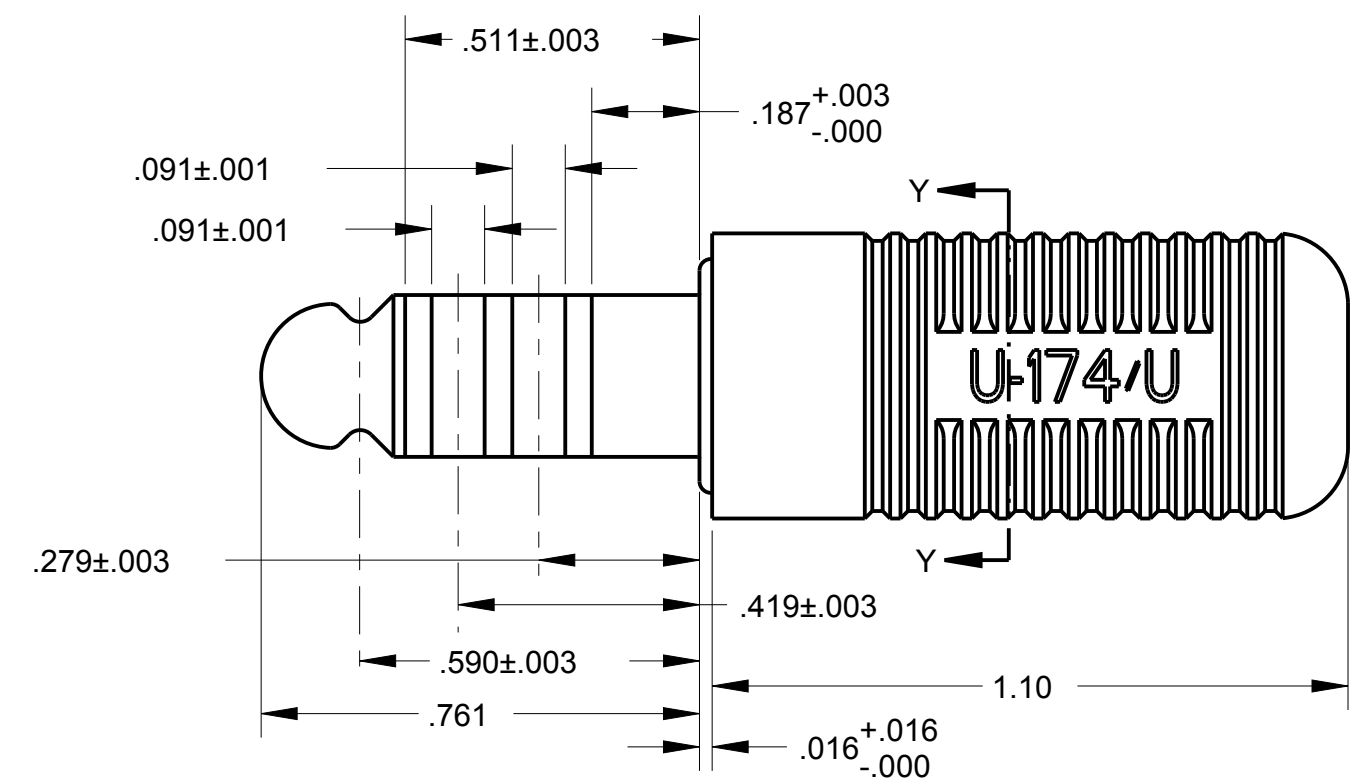
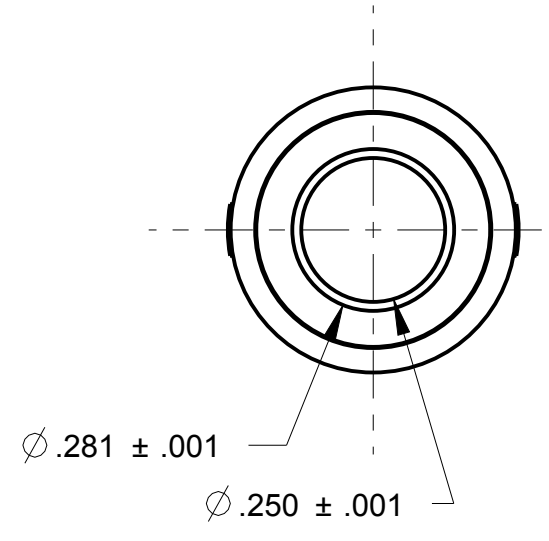
SECTION Z-Z

DIMENSIONS FOR ATTACHING CABLE CLAMP

DETAIL A  
SCALE 8.000

SECTION X-X  
SCALE 3.000

SECTION Y-Y



THIS DOCUMENT CONTAINS PROPRIETARY INFORMATION OF NEXUS, INCORPORATED AND SUCH INFORMATION MAY NOT BE DISCLOSED TO OTHERS FOR ANY PURPOSE OR USED FOR ANY PURPOSE WITHOUT THE WRITTEN CONSENT OF NEXUS.

DWN BY WHF		DATE 4/20/69		MATERIAL	
CHECKED BY RKB		DATE		FINISH	
APPR BY WHF		DATE		WEIGHT _____ SCALE = 2.00 :1	
C CHG: PLATING IN NOTE #9D		214		11/14 2014 HR	
B 1) ADDED .050				11/19 1990 WHF	
A REDRAWN				6/16 1965	
LET. REVISION		CN #		DATE CHK	
				UNLESS OTHERWISE SPECIFIED DIMENSIONS ARE IN INCHES & OR (mm)	
				TOLERANCES: DECIMAL: ±.XX(X.X) ±.XXX(X.XX) ±.XXXX(X.XXX) ±.0X(0.X) ±.00X(0.0X) ±.000X(0.0XX)	
				FRACTION: ±X/XX ±X/XX	
				ANGLES: ±X° ±X'	
				TITLE TELEPHONE PLUG U-174/U	
				DO NOT SCALE DWG. SHEET 1 OF 1	
				NEXUS STAMFORD, CONN	
				SIZE DWG. NO. C TP-101-CP	

## X-ON Electronics

Largest Supplier of Electrical and Electronic Components

*Click to view similar products for [Phone Connectors](#) category:*

*Click to view products by [Amphenol](#) manufacturer:*

Other Similar products are found below :

[M444B](#) [6J1041A](#) [R4F](#) [E12BPKG](#) [ECP4PKG](#) [161-3502L-E](#) [MT333X](#) [171-0350-EX](#) [171-101A-EX](#) [171-3325-EX](#) [176S](#) [NC3MG-V](#)  
[NYS228G](#) [P10834](#) [P2380](#) [P2381X](#) [P2411X](#) [P2412](#) [P2724](#) [JM2PB-AU BULK](#) [9144](#) [S2674](#) [280L](#) [163-156N-2-E](#) [163-158N-2-E](#) [171-3308-](#)  
[EX](#) [171-3500-E](#) [2501FT](#) [CMT335](#) [M10662](#) [330Q](#) [RJ5VI-S](#) [40116](#) [TM1R-AU](#) [TM2PBMJ-AU](#) [TM2PJ-AU](#) [TM2PJ-AU BULK](#) [4803.1351](#)  
[49201](#) [49205](#) [TS3PBJ-AU](#) [TS3PBMJ-AU](#) [TT32BX](#) [54B](#) [40112](#) [40205](#) [XMT332B](#) [52170017-331](#) [570](#) [NM3](#)