

MATERIAL (RoHS COMPLIANT)

CAGE:
COPPER ALLOY

PLATING OPTION 1:
100u" [2.54 um] MIN BRIGHT TIN
PLATING OVER 50 u" [1.27 um]
MIN NICKEL UNDERPLATE

PLATING OPTION 2:
150 u" [3.81um] MIN NICKEL
PLATING (NOT FOR SOLDER PINS.)

PLATING OPTION 3:
100u" [2.54 um] MIN MATTE TIN
PLATING OVER 50 u" [1.27 um]
MIN NICKEL UNDERPLATE

DUST COVER:
THERMOPLASTIC, COLOR BLACK

PACKAGING:
TRAY PACKAGING

TEMPERATURE RANGE:
-40 C TO 85 C

**OPTIONAL DUST COVER
(SHIP LOOSE)**
P/N U77-1110-8000

AMPHENOL PART NUMBER CONFIGURATION

U77-A X 1 1 X X X 0 X

SFP
CAGE

STYLE
ONE ROW

NUMBER OF PORTS
2 = 2 PORTS
4 = 4 PORTS
6 = 6 PORTS

CHASIS GROUNDING
TAB GROUNDING

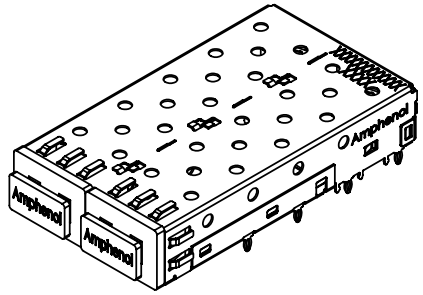
HEAT SINK OPTION
NO HEAT SINK

- PACKAGING**
1 = TRAY PACKAGING
T = TAPE AND REEL PACKAGING
- OPTION 1**
STANDARD
- OPTIONAL DUST COVER**
0 = WITHOUT DUST COVER
D = WITH DUST COVER (SHIP LOOSE)
- PLATING**
1 = BRIGHT TIN
2 = NICKEL
3 = MATTE TIN
- MOUNTING**
0 = STANDARD
4 = REAR PRESS-FIT PINS

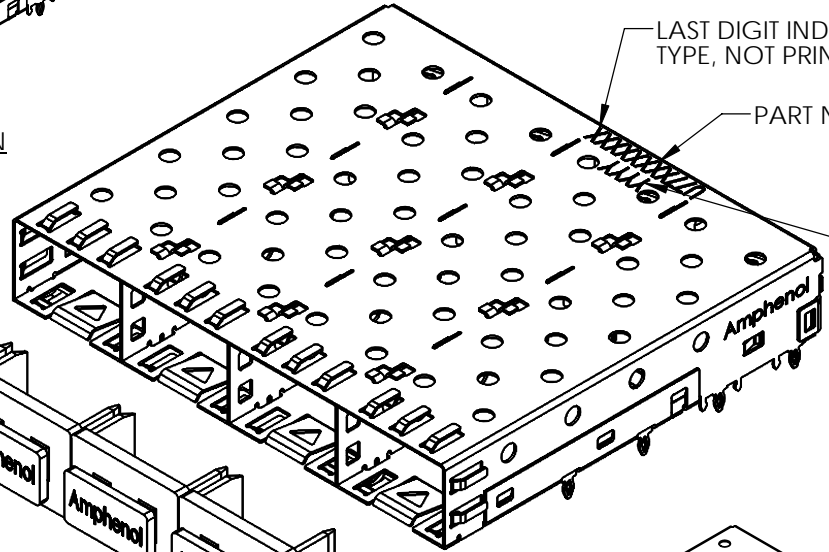
DO NOT SCALE DRAWING

THIS DOCUMENT CONTAINS PROPRIETARY INFORMATION AND SUCH INFORMATION MAY NOT BE DISCLOSED TO OTHERS FOR ANY PURPOSE OR USED FOR MANUFACTURING PUPOSES WITHOUT PERMISSION FROM AMPHENOL CANADA CORP.

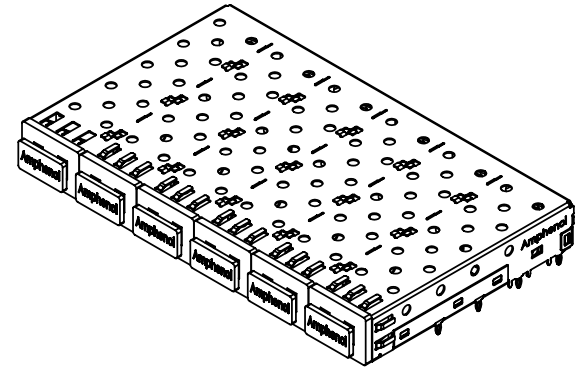
| REVISIONS | | | | |
|-----------|-----|-------------------------|------------|----------|
| REV. | ECN | DESCRIPTION | DATE | APPROVED |
| C | | PROPOSAL | 01/05/2006 | A.G. |
| D | | UPDATED | JUL17/09 | A.G. |
| E | | CORRECT PLATING OPTIONS | DEC20/10 | A.G. |



P/N U77-A2110-XD0X SHOWN



P/N U77-A4110-XD0X SHOWN



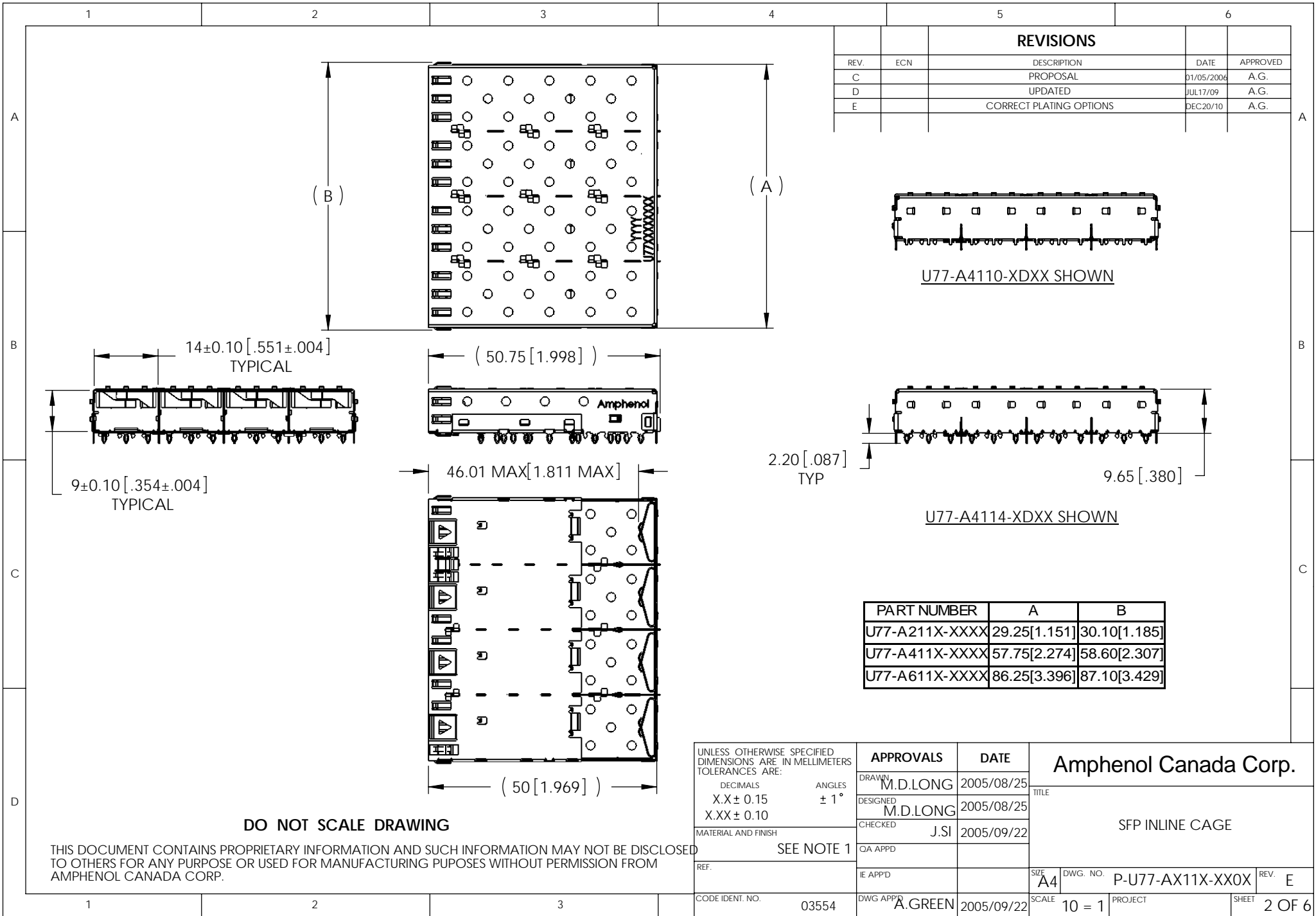
P/N U77-A6110-XD0X SHOWN

LAST DIGIT INDICATING PACKAGING TYPE, NOT PRINTED ON THE PART

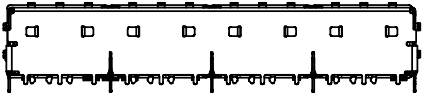
PART NUMBER

DATE CODE

| | | | | | | | |
|--|--------|------------------|----------|-------------|-----------------|---|---|
| UNLESS OTHERWISE SPECIFIED DIMENSIONS ARE IN MELLIMETERS TOLERANCES ARE: | | APPROVALS | | DATE | | Amphenol Canada Corp. | |
| DECIMALS | ANGLES | DRAWN | M.D.LONG | 2005/08/25 | TITLE | | |
| X.X ± 0.15 | ± 1° | DESIGNED | M.D.LONG | 2005/08/25 | SFP INLINE CAGE | | SIZE A4 DWG. NO. P-U77-AX11X-XX0X REV. E |
| X.XX ± 0.10 | | CHECKED | J.SI | 2005/09/22 | | | |
| MATERIAL AND FINISH | | QA APPD | | | | SCALE 10 = 1 PROJECT SHEET 1 OF 6 | |
| SEE NOTE 1 | | IE APPD | | | | | |
| REF. | | DWG APPD | | A.GREEN | | | |
| CODE IDENT. NO. 03554 | | | | 2005/09/22 | | | |



| REVISIONS | | | | |
|-----------|-----|-------------------------|------------|----------|
| REV. | ECN | DESCRIPTION | DATE | APPROVED |
| C | | PROPOSAL | 01/05/2006 | A.G. |
| D | | UPDATED | JUL17/09 | A.G. |
| E | | CORRECT PLATING OPTIONS | DEC20/10 | A.G. |



U77-A4110-XDXX SHOWN



U77-A4114-XDXX SHOWN

| PART NUMBER | A | B |
|----------------|--------------|--------------|
| U77-A211X-XXXX | 29.25[1.151] | 30.10[1.185] |
| U77-A411X-XXXX | 57.75[2.274] | 58.60[2.307] |
| U77-A611X-XXXX | 86.25[3.396] | 87.10[3.429] |

DO NOT SCALE DRAWING

THIS DOCUMENT CONTAINS PROPRIETARY INFORMATION AND SUCH INFORMATION MAY NOT BE DISCLOSED TO OTHERS FOR ANY PURPOSE OR USED FOR MANUFACTURING PUPOSES WITHOUT PERMISSION FROM AMPHENOL CANADA CORP.

| | | | | | | | |
|--|------------|------------------|----------|-------------|-----------------|------------------------------|--|
| UNLESS OTHERWISE SPECIFIED DIMENSIONS ARE IN MELLIMETERS TOLERANCES ARE: | | APPROVALS | | DATE | | Amphenol Canada Corp. | |
| DECIMALS | ANGLES | DRAWN | M.D.LONG | 2005/08/25 | TITLE | | |
| X.X ± 0.15 | ± 1° | DESIGNED | M.D.LONG | 2005/08/25 | SFP INLINE CAGE | | |
| X.XX ± 0.10 | | CHECKED | J.SI | 2005/09/22 | | | |
| MATERIAL AND FINISH | SEE NOTE 1 | QA APPD | | | | | |
| REF. | | IE APPD | | | SIZE | A4 | |
| CODE IDENT. NO. | 03554 | DWG APPD | A.GREEN | 2005/09/22 | DWG. NO. | P-U77-AX11X-XX0X | |
| | | | | | SCALE | 10 = 1 | |
| | | | | | PROJECT | | |
| | | | | | SHEET | 2 OF 6 | |



| REVISIONS | | | | |
|-----------|-----|-------------------------|------------|----------|
| REV. | ECN | DESCRIPTION | DATE | APPROVED |
| C | | PROPOSAL | 01/05/2006 | A.G. |
| D | | UPDATED | JUL17/09 | A.G. |
| E | | CORRECT PLATING OPTIONS | DEC20/10 | A.G. |

$\varnothing 0.95 \pm 0.05$ [.037 \pm .002]
 24 PLACES
 $\varnothing 0.1$ [.004] (M) Z(S)

NOTE:
 1. "BSC" DIMENSION ESTABLISHED BY CUSTOMER

35 [1.378]
 32.50 [1.280]
 31.95 [1.258]
 27.50 [1.083]
 25 [.984]
 24.85 [.978]
 22.80 [.898]
 15 [.591]
 10.65 [.419]
 5 [.197]
 3.55 [.140]
 0 [.000]

2 ± 0.10 [.079 \pm .004] (42 PLCS)
 $\varnothing 0.1$ [.004] (L) Z(S)
 2 ± 0.10 [.079 \pm .004] (42 PLCS)
 $\varnothing 0.1$ [.004] (L) Z(S)
 $\varnothing 1.05 \pm 0.05$ [.041 \pm .002] (45 PLCS)
 $\varnothing 0.1$ [.004] (M) Z(S)
 DETAIL E
 SCALE 3 : 1

**RECOMMENDED SFP HOST BOARD LAYOUT
 FOR P/N U77-A611X-XX0X**

DO NOT SCALE DRAWING

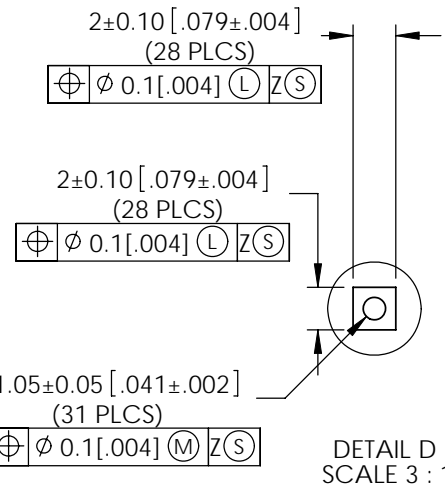
THIS DOCUMENT CONTAINS PROPRIETARY INFORMATION AND SUCH INFORMATION MAY NOT BE DISCLOSED TO OTHERS FOR ANY PURPOSE OR USED FOR MANUFACTURING PUPOSES WITHOUT PERMISSION FROM AMPHENOL CANADA CORP.

| | | | | |
|---|------------|----------------------|------------|---|
| UNLESS OTHERWISE SPECIFIED DIMENSIONS ARE IN MILLIMETERS TOLERANCES ARE: DECIMALS X.X \pm 0.15 ANGLES $\pm 1^\circ$ X.XX \pm 0.10 | | APPROVALS | DATE | Amphenol Canada Corp. TITLE SFP IN-LINE CAGE |
| MATERIAL AND FINISH | SEE NOTE 1 | DRAWN M.D.LONG | 2005/08/25 | |
| REF. | | DESIGNED M.D.LONG | 2005/08/25 | |
| CODE IDENT. NO. | 03554 | CHECKED J.SI | 2005/09/22 | |
| | | QA APPD | | |
| | | IE APPD | | SIZE A4 DWG. NO. P-U77-AX11X-XX0X REV. E SCALE 10 = 1 PROJECT SHEET 3 OF 6 |



| REVISIONS | | | | |
|-----------|-----|-------------------------|------------|----------|
| REV. | ECN | DESCRIPTION | DATE | APPROVED |
| C | | PROPOSAL | 01/05/2006 | A.G. |
| D | | UPDATED | JUL17/09 | A.G. |
| E | | CORRECT PLATING OPTIONS | DEC20/10 | A.G. |

NOTE:
1. "BSC" DIMENSION ESTABLISHED BY CUSTOMER



**RECOMMENDED SFP HOST BOARD LAYOUT
FOR P/N U77-A411X-XXXX**

DO NOT SCALE DRAWING

THIS DOCUMENT CONTAINS PROPRIETARY INFORMATION AND SUCH INFORMATION MAY NOT BE DISCLOSED TO OTHERS FOR ANY PURPOSE OR USED FOR MANUFACTURING PUPOSES WITHOUT PERMISSION FROM AMPHENOL CANADA CORP.

| | | | | | | | |
|---|--|--|--|---|--|---|--|
| UNLESS OTHERWISE SPECIFIED DIMENSIONS ARE IN MELLIMETERS TOLERANCES ARE: DECIMALS ANGLES X.X ± 0.15 ± 1° X.XX ± 0.10 | | APPROVALS DRAWN: M.D.LONG DESIGNED: M.D.LONG CHECKED: J.SI QA APPD: IE APPD: | | DATE 2005/08/25 2005/08/25 2005/09/22 | | Amphenol Canada Corp. TITLE SFP IN-LINE CAGE | |
| MATERIAL AND FINISH SEE NOTE 1 | | REF. | | CODE IDENT. NO. 03554 | | | |



| | | | | | | | |
|--|--------|------------------|----------|-------------|------------------|------------------------------|-------------------|
| UNLESS OTHERWISE SPECIFIED DIMENSIONS ARE IN MILLIMETERS TOLERANCES ARE: | | APPROVALS | | DATE | | Amphenol Canada Corp. | |
| DECIMALS | ANGLES | DRAWN | M.D.LONG | 2005/08/30 | TITLE | | |
| X.X ± 0.15 | ± 1° | DESIGNED | M.D.LONG | 2005/08/30 | SFP IN-LINE CAGE | | SIZE A4 |
| X.XX ± 0.10 | | CHECKED | J.SI | 2005/09/22 | | | |
| MATERIAL AND FINISH | | QA APPD | | | | SCALE | 10 = 1 |
| SEE NOTE 1 | | IE APPD | | | | PROJECT | |
| REF. | | DWG APPD | | A.GREEN | 2005/09/22 | SHEET | 5 OF 6 |
| CODE IDENT. NO. | 03554 | | | | | | |

| REVISIONS | | | | |
|-----------|-----|-------------------------|------------|----------|
| REV. | ECN | DESCRIPTION | DATE | APPROVED |
| C | | PROPOSAL | 01/05/2006 | A.G. |
| D | | UPDATED | JUL17/09 | A.G. |
| E | | CORRECT PLATING OPTIONS | DEC20/10 | A.G. |



DETAIL A
SCALE 3 : 1



SECTION C-C
SCALE 1 : 1

| PART NUMBER | C |
|----------------|-------------|
| U77-A211X-XXXX | 29.5[1.161] |
| U77-A411X-XXXX | 58.0[2.283] |
| U77-A611X-XXXX | 86.5[3.406] |

RECOMMENDED BEZEL DESIGN

DO NOT SCALE DRAWING

THIS DOCUMENT CONTAINS PROPRIETARY INFORMATION AND SUCH INFORMATION MAY NOT BE DISCLOSED TO OTHERS FOR ANY PURPOSE OR USED FOR MANUFACTURING PUPOSES WITHOUT PERMISSION FROM AMPHENOL CANADA CORP.

| | | | | | |
|--|--------|------------------|------------------|-------------|--|
| UNLESS OTHERWISE SPECIFIED DIMENSIONS ARE IN MELLIMETERS TOLERANCES ARE: | | APPROVALS | | DATE | Amphenol Canada Corp. SFP IN-LINE CAGE |
| DECIMALS | ANGLES | DRAWN | M.D.LONG | 2005/08/25 | |
| X.X ± 0.15 | ± 1° | DESIGNED | M.D.LONG | 2005/08/25 | |
| X.XX ± 0.10 | | CHECKED | J.SI | 2005/09/22 | |
| MATERIAL AND FINISH | | QA APPD | | | |
| SEE NOTE 1 | | IE APPD | | | |
| REF. | | DWG APPD | | A.GREEN | |
| CODE IDENT. NO. | 03554 | 2005/09/22 | | | |
| SIZE | A4 | DWG. NO. | P-U77-AX11X-XX0X | | REV. E |
| SCALE | 10 = 1 | PROJECT | | | SHEET 6 OF 6 |

X-ON Electronics

Largest Supplier of Electrical and Electronic Components

Click to view similar products for [I/O Connectors](#) category:

Click to view products by [Amphenol](#) manufacturer:

Other Similar products are found below :

[571763P](#) [58098-0628](#) [72.250.1628.2](#) [72.250.2428.2](#) [74720-0505](#) [76.350.0729.0](#) [76871-1403](#) [FCN-244F080-G/1](#) [FCN-260A9920](#) [MP-5T180MUNNA-005](#) [PCR-E36PM](#) [PCS-XE26MA+](#) [G38A71314B](#) [1571250010](#) [157-22500-3](#) [MS3471L14-19P L/C](#) [192991-0703](#) [172501-4002](#) [172501-6002](#) [FCN-260C008-A/L0](#) [FCN-260C024-AL0](#) [FCN-261Z008](#) [2000314-1](#) [200331-1](#) [PCR-E36FC+](#) [PCS-E28FS+](#) [PCS-XE26SLFD+](#) [PCS-XE26SLFDT+](#) [G730VID08BDC24](#) [U90B2054081210](#) [UE86K842720321](#) [38113800006](#) [DP3AR020WQ1R200](#) [Z4.102.0680.0](#) [500-1040](#) [500-1052](#) [500-1054](#) [ZP-4008-66L](#) [0709821002](#) [DX40-20P\(55\)](#) [5554841-1](#) [MS3474W18-8P-LC*](#) [SM3106F14S-7S-LC](#) [U90B3054061110](#) [U65-E04-4020](#) [ZPF000000000097891](#) [557-262M2-06C](#) [747360449](#) [10099439-003C-TRLF](#) [10137239-0021LF](#)