



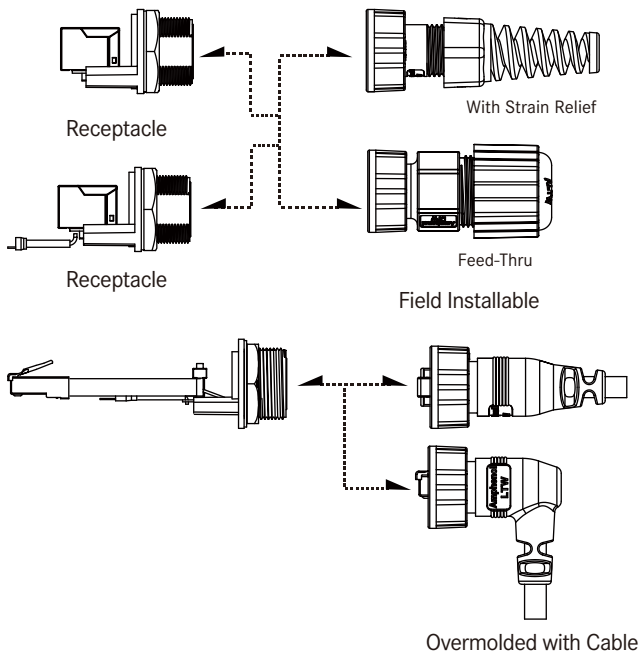
## CATALOGUE

# RJ Connector

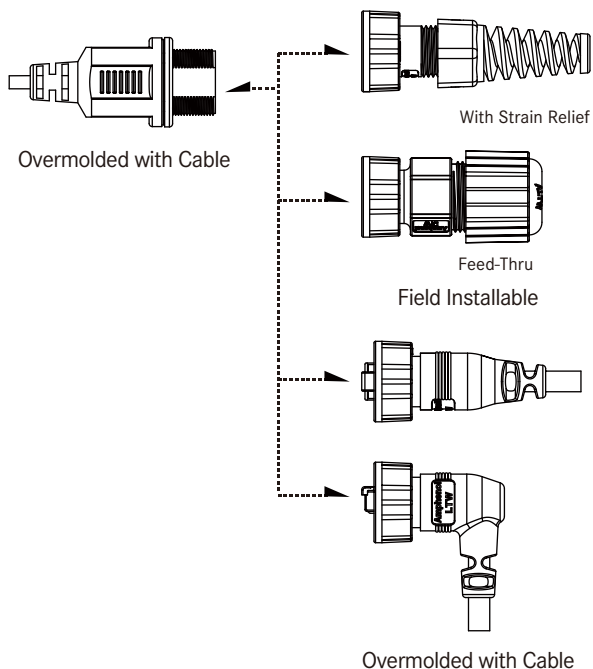


# Range Overview

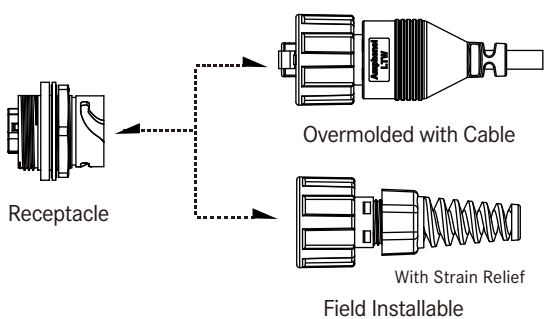
## Receptacle and Mating Pair



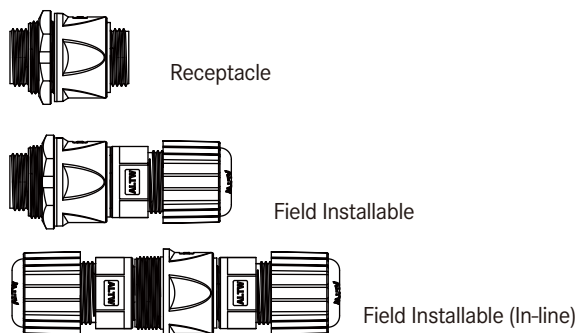
## In Line



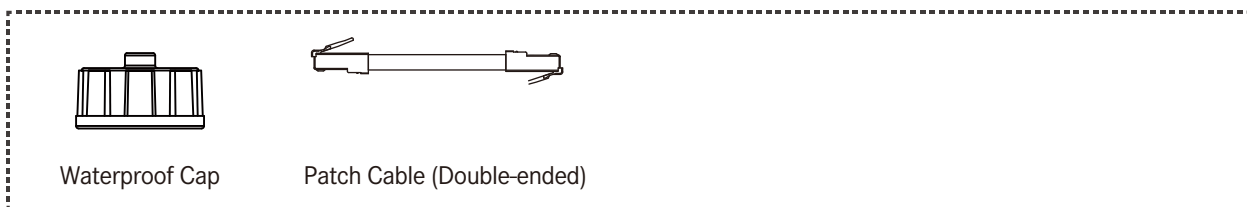
## Receptacle and Mating Pair (ODVA)



## I Adaptor



## Accessories



[Note] Design and specification are subject to change without notice.

# Specification

<b>Identifications</b>	Middle Size: 13/16"-28 UNS (Cat. 5e / Cat. 6A) Large Size: 1"-20 UNEF (Cat. 5e) ODVA (Cat. 5e)
<b>Description</b>	Receptacle (Cat. 5e) Coupler (Cat. 5e / Cat. 6A) Receptacle With Cable (Cat. 5e) Overmolded With Cable (Cat. 5e) Field Installable (Cat. 5e / Cat. 6A)
<b>Transmitting Rate</b>	Cat 5e / Cat 6A per TIA or EIA 568B Class D / Class Ea per ISO / IEC 11801
<b>Material</b>	<p><b>Cat. 5e Plastic</b></p> <ul style="list-style-type: none"> <li>-Housing: Nylon+GF, UL94V-0, F1</li> <li>-Fastening Nut (Panel Side): Nylon+GF, UL94V-0, F1</li> <li>-Mating Lock Nut: Nylon+GF, UL94V-0, F1</li> <li>RJ45 Jack &amp; Plug Gold Plated</li> </ul> <p><b>Cat. 5e Metal</b></p> <p><b>Cat. 6A</b></p> <ul style="list-style-type: none"> <li>Contacts: Copper Alloy, Gold Plated</li> <li>Connector Body (Housing): Nylon+GF, UL Recognized</li> <li>Gasket &amp; O-ring: Rubber, UL Recognized</li> <li>Fastening Nut: Zinc Alloy, Nickel Plated</li> <li>Panel Shell: Zinc Alloy, Nickel Plated</li> <li>Mating Lock Nut: Zinc Alloy, Nickel Plated</li> </ul>
<b>Waterproof Rating</b>	IP67
<b>Temperature Range</b>	Receptacle: -20°C ~ 80°C Coupler: -40°C ~ 105°C Overmolded With Cable: -20°C ~ 80°C Field Installable: -40°C ~ 105°C
<b>Contact Resistance</b>	≤ 20mΩ
<b>Insulation Resistance</b>	≥ 500MΩ at DC500V
<b>Durability</b>	750 Cycles
<b>Dielectric Withstand Voltage</b>	≥ AC 1000V / 1 minute
<b>More to know</b>	Salt Spray Corrosion: 48H POE: 60W / 2A Standard Cable Length: 1~99M

# Ordering Information

	1	2	3	4	5	6	7	8	9	10
<b>Specification</b>										
(RCP) RJ45 C Size (Plastic)										
(RCM) RJ45 C Size (Metal)										
(RDP) RJ45 D Size (Plastic)										
(ROP) RJ45 ODVA (Plastic)										
<b>Cat Type &amp; Shielded</b>										
(00) None			(5S) Cat.5e Shielded							
(5U) Cat.5e Unshielded			(6A) Cat 6A Shielded							
<b>Connector Body (Style)</b>										
> For Receptacle			> For Overmolded with Cable							
(P) Front Fastened			(A) With Strain Relief							
(R) Rear Fastened			(B) Without Strain Relief							
(D) Dual Fastened			> For Field Installable							
			(A) With Strain Relief							
			(B) Without Strain Relief							
<b>Connector (Housing) Gender</b>										
(MM) Plug			(FF) Jack							
<b>Assemble Style</b>										
> For Receptacle			> For Overmolded with Cable							
(H) Jack 180 (Horizontal)			(M) Overmolded with Cable							
(V) Jack 90 (Vertical)										
(P) PCB Board to Plug			> For Field Installable							
(G) PCB Board to Plug With Ground			(A) Field installable (Compled)							
			(B) Field installable (Feed-Thru)							
<b>Mating Style</b>										
(T) 3 Points Lock Bayonet			(S) Screw Thread							
<b>Backshell</b>										
> For Receptacle			> For Overmolded with Cable				> For Field Installable			
(C) Circular			(L) Straight				(L) Straight			
(S) Square			(R) Right Angle							
<b>Waterproof Types</b>										
(U) Unmated Waterproof			(M) Mated Waterproof							
<b>Waterproof Rating</b>										
(7) IP 67										
<b>More information</b>										
> For Receptacle			> For Overmolded with Cable							
(001), (002).....			(□)+(■) : Cable Type + Cable Length							
For different versions			(□) : Cable Type				(■) : Cable Length			
			(A) C5e UTP Solid Cable				From 1M to 99M			
			(B) C5e FTP Solid Cable				e.g. (01) = 1M			

[Note] Design and specification are subject to change without notice.

# Ordering Information | Double-ended

ALTW waterproof connector to ALTW waterproof connector

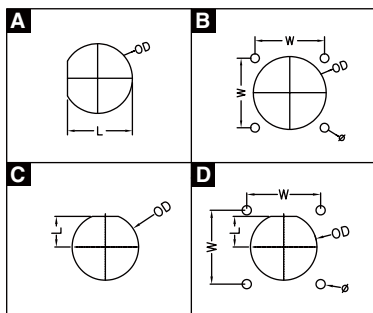
ALTW waterproof connector to Standard RJ connector (None Waterproof)

	1	2	3	4	5	6	7	8	9
<b>Specification (1st End)</b>									
(RCP) RJ45 C Size (Plastic)									
(RCM) RJ45 C Size (Metal)									
(RDP) RJ45 D Size (Plastic)									
(ROP) RJ45 ODVA (Plastic)									
<b>Cat Type &amp; Shielded (1st End)</b>									
(5U) Cat.5e Unshielded									
(5S) Cat.5e Shielded									
<b>Connector (Housing) Gender (1st End)</b>									
(M) Plug									
(F) Jack									
<b>Specification (2nd End)</b>									
> For Waterproof Connectors									
(RCP) RJ45 C Size (Plastic)									
(RCM) RJ45 C Size (Metal)									
(RDP) RJ45 D Size (Plastic)									
(ROP) RJ45 ODVA (Plastic)									
> For Non-Waterproof Plug									
(UPG) Unshielded Plug									
(SPG) Shielded Plug									
<b>Cat Type &amp; Shielded (2nd End)</b>									
> For Waterproof Connectors									
(5U) Cat.5e Unshielded									
(5S) Cat.5e Unshielded									
> For Non-Waterproof Plug									
(06) Gold Plating 6u"									
<b>Connector (Housing) Gender (2nd End)</b>									
(M) Plug									
<b>Mating Style</b>									
(T) 3 Points Lock Bayonet									
(S) Screw Thread									
<b>Backshell</b>									
> For Overmolded with Cable									
(L) Straight									
(R) Right Angle									
<b>More information</b>									
> For Overmolded with Cable									
(□)+(■) : Cable Type + Cable Length									
(□) : Cable Type									
(■) : Cable Length									
(A) C5e UTP Solid Cable	From 1M to 99M								
(B) C5e FTP Solid Cable	e.g. (01) = 1M								

# Physical Dimension

## Receptacle

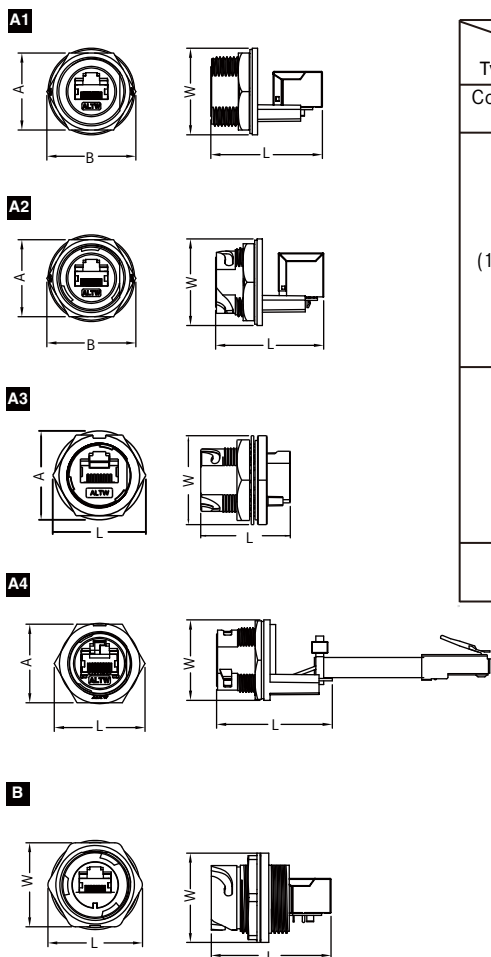
Panel Cut-Out



Type \ Dimension	Type	L / W	OD	∅
Connector Gender (Housing)	Female			
Middle Size (13/16"-28 UNS)	A	19.4	20.8	-
	B	24.4	26.3	M3.0*0.5
Large Size (1"-20 UNEF)	A	23.6/24.0	25.6	-
	B	24.4	26.3	M3.0*0.5
ODVA	C	12.4	27.1	-
	D	12.4/25.9	27.1	M3.0*0.5

Unit: mm

## Connector Dimension

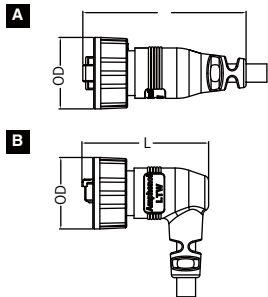


Type \ Dimension	Type	Shape	L	W	A	B
Connector Gender (Housing)	Female					
Middle Size (13/16"-28 UNS)	A1	Circular	41.0	26.0/28.0	25.4	29.3
		Square	41.0	32.0	-	-
	A2	Circular	39.6	26.0/28.0	25.4	29.3
		Square	39.9	32.0	-	-
	A3	Circular	37.6	28.2	23.0	25.4
		Square	-	-	-	-
A4	Circular	37.6	26.0/28.0	25.4	29.3	
	Square	-	-	-	-	
Large Size (1"-20 UNEF)	A1	Circular	41.0	32.0	28.5	33.0
		Square	41.2	32.0	-	-
	A2	Circular	39.5	32.0	28.5	33.0
		Square	39.7	32.0	-	-
	A3	Circular	37.6/20.5	32.0/33.5	28.5	33.0
		Square	-	-	-	-
ODVA	B	Circular	33.3/45.6	34.0	32.0	36.0
		Square	33.3/45.6	36.0	-	-

Unit: mm

[Note] Design and specification are subject to change without notice.

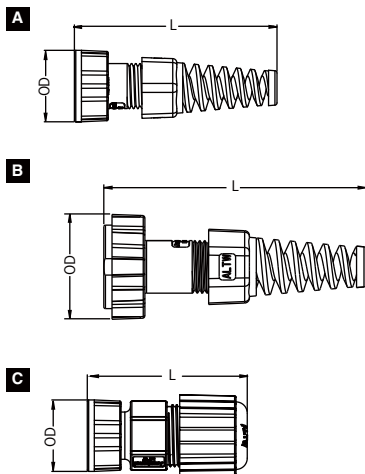
↘ Overmolded with Cable



Type	Dimension	Type	L		OD	
			Female	Male	Female	Male
Connector Gender (Housing)	Middle Size (13/16"-28 UNS)	A	58.4	58.0	28.2	25.4
		B	-	45.0	-	25.4
	Large Size (1"-20 UNEF)	A	-	73.6	-	28.8
		B	-	52.8	-	28.8
	ODVA	A	-	79.1	-	31.5

Unit: mm

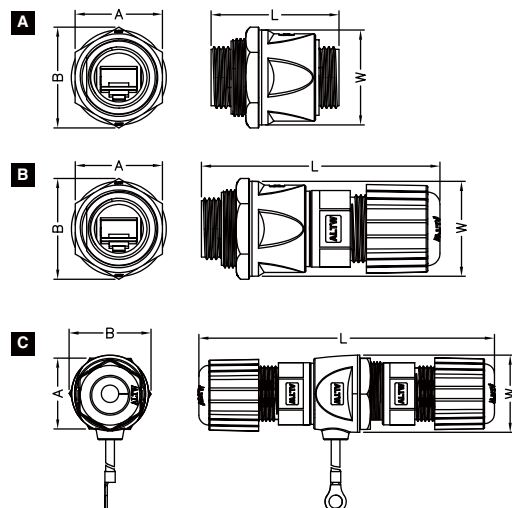
↘ Field Installable



Type	Dimension	Type	L	OD
			Male	Male
Connector Gender (Housing)	Middle Size (13/16"-28 UNS)	A	72 (Ref.)	25.4
		B	79.9 (Ref.)	25.4
		C	Plastic 56.85 (Ref.) Metal 39.85 (Ref.)	25.4
	Large Size (1"-20 UNEF)	A	76.5 (Ref.)	28.8
		C	59.7 (Ref.)	32.0
	ODVA	A	77.6 (Ref.)	31.5

Unit: mm

↘ I-Adaptor



Type	Dimension	Type	L	W	A	B
			Female			
Connector Gender (Housing)	Large Size (1"-20 UNEF)	A	41.8	31.0	28.5	33.0
		B	77.9	31.0	28.5	33.0
		C	110.2	31.0	28.5	33.0

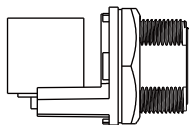
Unit: mm

[Note] Refer to P8-4 for Ordering Information



# Product Features

## Receptacle



**Assembly Style 5**

180°  
 Jack 180 (Horizontal) (H)

90°  
 Jack 90 (Vertical) (V)

**Connector Body (Style) 3**

Front Fastened (P)

Rear Fastened (R)  
 (For ODVA only)

Double Fastened (D)  
 (For ODVA only)

**Backshell 7**

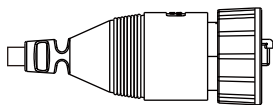
Circular (C)

Square (S)

**Mating Style 6**

Screw Thread (S)    3 Points Lock (T)

## Overmolded with Cable



**Mating Style 6**

Screw Thread (S)

3 Points Lock (T)

**Connector Body (Style) 3**

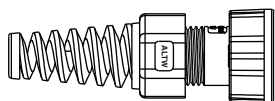
With Strain Relief (A)

**Backshell 7**

Straight (L)

Right Angle (R)

## Field Installable



**Mating Style 6**

Screw Thread (S)

3 Points Lock (T)

**Connector Body (Style) 3**

With Strain Relief (A)

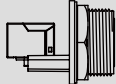
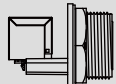
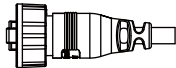

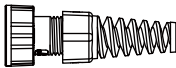
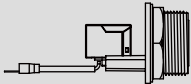

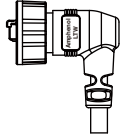

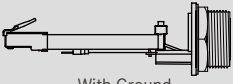
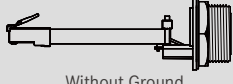


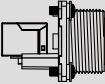
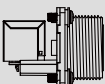


**Backshell 7**

Straight (L)

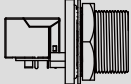
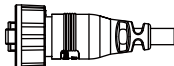

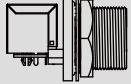

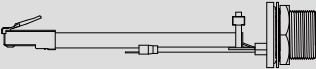
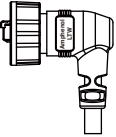



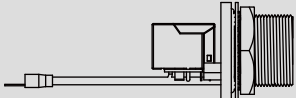

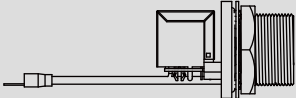

[Note] Design and specification are subject to change without notice.

# Find Our Standard Products

## ▾ Middle Size: 13/16" > Receptacle and Mating Pair


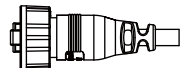
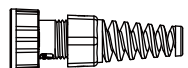

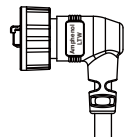


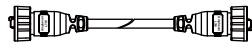

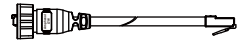
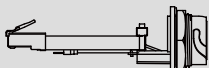

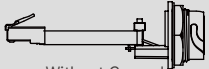
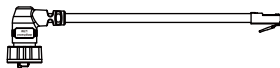



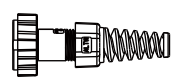
<ul style="list-style-type: none"> <li>• Plastic Housing</li> <li>• Screw Thread</li> <li>• POE 60W Use</li> <li>• Cat. 5e</li> </ul>	<p><b>Coupler / Receptacle</b> -----&gt; <b>Overmolded with Cable</b> -----&gt; <b>Field Installable</b></p>			
	<p><b>Circular Backshell</b></p>  <p>Jack 180° RCP-5SPFFH-SC 8 7001</p>  <p>Jack 90° RCP-5SPFFV-SC 8 7001</p>	<p><b>One-ended, Straight</b></p>  <p>RCP-5SAMMM-SLM7BXX*</p>  <p>RCP-5SBMMM-SLM7BXX*</p>	<p><b>With Strain Relief</b></p>  <p>RCP-00AMMA-SLM7001</p>	
	<p><b>Circular Backshell with Ground</b></p>  <p>Jack 180° RCP-5SPFFH-SC 8 7002</p>  <p>Jack 90° RCP-5SPFFV-SC 8 7002</p>	<p><b>One-ended, Right Angle</b></p>  <p>RCP-5SAMMM-SRM7BXX*</p>	<p><b>Feed-Thru</b></p>  <p>RCP-00BMMS-SLM7001</p>	
	<p><b>Circular Backshell with Cable</b></p>  <p>With Ground RCP-5SPFFG-SC 8 7BXX**</p>  <p>Without Ground RCP-5SPFFP-SC 8 7BXX**</p>	<p><b>Double-ended, Straight</b></p>  <p>RCP5SM-RCP5SM-SL7BXX*</p>  <p>RCP5SM-SPG06M-SL7BXX*</p>		
	<p><b>Square Backshell</b></p>  <p>Jack 180° RCP-5SPFFH-SS 8 7001</p>  <p>Jack 90° RCP-5SPFFV-SS 8 7001</p>	<p><b>Double-ended, Right Angle</b></p>  <p>RCP5SM-RCP5SM-SR7BXX*</p>  <p>RCP5SM-SPG06M-SR7BXX*</p>		
	<p>*XX: Choose the cable length from 01-99m 8 Choose (U) unmated or (M) mated waterproof</p>	<p>*XX: Choose the cable length from 01-99m</p>		
<p>Female Connector (F) Female Contacts (F)</p>	<p>Male Connector (M) Male Contacts (M)</p>	<p>Male Connector (M) Male Contacts (M)</p>		

▾ Middle Size: 13/16"-28UNS > Receptacle and Mating Pair

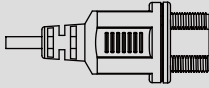
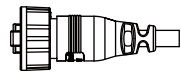
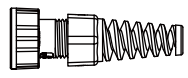
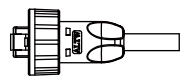
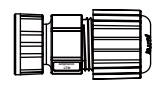
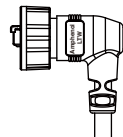

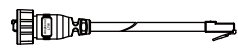

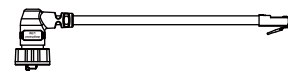
<ul style="list-style-type: none"> <li>• Metal Housing</li> <li>• Screw Thread</li> <li>• POE 60W Use</li> <li>• Cat. 5Ee</li> </ul>	<p><b>Coupler / Receptacle</b> -----&gt; <b>Overmolded with Cable</b></p>		<p>-----&gt; <b>Field Installable</b></p>
	<p><b>Circular Backshell</b></p>	<p><b>One-ended, Straight</b></p>	<p><b>Without Strain Relief</b></p>
	 <p>Jack 180° RCM-5SPFFH-SCU7001</p>	 <p>RCM-5SAMMM-SLM7BXX*</p>	 <p>RCM-00BMMA-SLM7001</p>
	 <p>Jack 90° RCM-5SPFFV-SCU7001</p>	 <p>RCM-5SBMMM-SLM7BXX*</p>	
	<p><b>Circular Backshell with Cable</b></p>	<p><b>One-ended, Right Angle</b></p>	
	 <p>With Ground RCM-5SPFFG-SCU7BXX**</p>	 <p>RCM-5SAMMM-SRM7BXX*</p>	
	 <p>Without Ground RCM-5SPFFP-SCU7BXX**</p>	<p><b>Double-ended, Straight</b></p>	
	<p><b>Circular Backshell with Ground</b></p>	 <p>RCM5SM-RCP5SM-SL7BXX*</p>	
	 <p>RCM5SM-SPG06M-SL7BXX*</p>	<p><b>Double-ended, Right Angle</b></p>	
	 <p>Jack 180° RCM-5SPFFH-SCU7002</p>	 <p>RCM5SM-RCP5SM-SR7BXX*</p>	
 <p>Jack 90° RCM-5SPFFV-SCU7002</p>	 <p>RCM5SM-SPG06M-SR7BXX*</p>		
<p>*XX: Choose the cable length from 01-99m</p>	<p>*XX: Choose the cable length from 01-99m</p>		
<p>Female Connector (F) Female Contacts (F)</p>	<p>Male Connector (M) Male Contacts (M)</p>	<p>Male Connector (M) Male Contacts (M)</p>	

[Note] Design and specification are subject to change without notice.

▾ Middle Size: 3 Points Lock Bayonet > Receptacle and Mating Pair

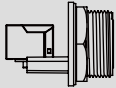
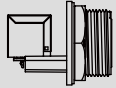
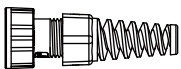

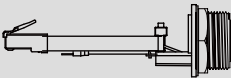

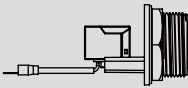
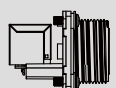




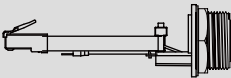
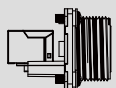
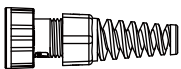

<ul style="list-style-type: none"> <li>• Plastic / Metal Housing</li> <li>• Three Points Lock</li> <li>• POE 60W Use Plastic: Cat. 5e Metal: Cat. 6A</li> </ul>	Coupler / Receptacle -----> Overmolded with Cable -----> Field Installable		
	<b>Plastic</b>		
	<b>Circular Backshell</b>	<b>One-ended, Straight</b>	<b>With Strain Relief</b>
	 Jack 180° RCP-5SPFFH-TC 8 7001	 RCP-5SAMMM-TLMABXX*	 RCP-00AMMA-TLM7001
	 Jack 90° RCP-5SPFFV-TC 8 7001	<b>One-ended, Right Angle</b>	<b>Feed-Thru</b>
	 RCP-5SAMMM-TRM7BXX*	 RCP-00BMMS-TLM7001	
	<b>Circular Backshell with Ground</b>	<b>Double-ended, Straight</b>	
	 Jack 180° RCP-5SPFFH-TC 8 7002	 RCP5SM-RCP5SM-TL7BXX*	
	 Jack 90° RCP-5SPFFV-TC 8 7002	 RCP5SM-SPG06M-TL7BXX*	
	<b>Circular Backshell with Cable</b>	<b>Double-ended, Right Angle</b>	
 With Ground RCP-5SPFFG-TC 8 7BXX**	 RCP5SM-RCP5SM-TR7BXX*		
 Without Ground RCP-5SPFFP-TC 8 7BXX**	 RCP5SM-SPG06M-TR7BXX*		
<b>Square Backshell</b>			
 Jack 180° RCP-5SPFFH-TS 6 7001			
 Jack 90° RCP-5SPFFV-TS 6 7001			
<b>Metal</b>			
<b>Circular Backshell</b>		<b>With Strain Relief</b>	
 Jack 180° RCM-6APFFH-TCM7001		 RCM-00AMMA-TLM7001	
**XX: Choose the cable length from 01-99m 8 Choose (U) unmated or (M) mated waterproof		**XX: Choose the cable length from 01-99m	
Female Connector (F) Female Contacts (F)	Male Connector (M) Male Contacts (M)	Male Connector (M) Male Contacts (M)	

∟ Middle Size: 13/16"-28UNS > In-Line


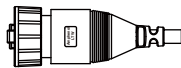
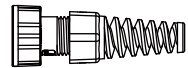

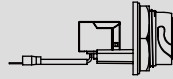
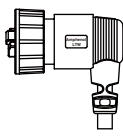
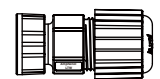

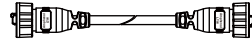
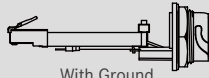
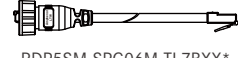
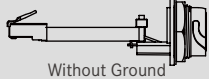



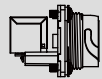
<ul style="list-style-type: none"> <li>• Plastic Housing</li> <li>• Overmolded Jack</li> <li>• Screw Thread</li> <li>• Cat. 5e</li> </ul>	Overmolded with Cable -----> Overmolded with Cable -----> Field Installable		
	One-ended, Straight	One-ended, Straight	With Strain Relief
	 <p>RCP-5SAFFM-SLM7BXX*</p>	 <p>RCP-5SAMMM-SLM7BXX*</p>	 <p>RCP-00AMMA-SLM7001</p>
		 <p>RCP-5SBMMM-SLM7BXX*</p>	Feed-Thru
		One-ended, Right Angle	 <p>RCP-00BMMS-SLM7001</p>
		 <p>RCP-5SAMMM-SRM7BXX*</p>	
		Double-ended, Straight	
		 <p>RCP5SM-RCP5SM-SL7BXX*</p>	
		 <p>RCP5SM-SPG06M-SL7BXX*</p>	
		Double-ended, Right Angle	
	 <p>RCP5SM-RCP5SM-SR7BXX*</p>		
	 <p>RCP5SM-SPG06M-SR7BXX*</p>		
	*XX: Choose the cable length from 01-99m	*XX: Choose the cable length from 01-99m	
	Female Connector (F) Female Contacts (F)	Male Connector (M) Male Contacts (M)	Male Connector (M) Male Contacts (M)

[Note] Design and specification are subject to change without notice.

Large Size: 1"-20UNEF > Receptacle and Mating Pair

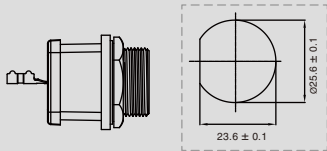
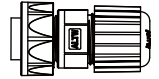
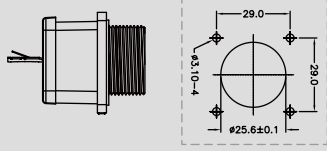
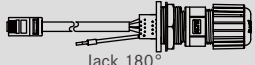
<ul style="list-style-type: none"> <li>• Plastic Housing</li> <li>• Screw Thread</li> <li>• POE 60W Use</li> <li>• Cat. 5e</li> </ul>	<p><b>Coupler / Receptacle</b></p> <p><b>Circular Backshell</b></p> <p> Jack 180° RDP-5SPFFH-SC 87001</p> <p> Jack 90° RDP-5SPFFV-SC 87001</p> <p><b>Circular Backshell with Ground</b></p> <p> Jack 180° RDP-5SPFFH-SC 87002</p> <p> Jack 90° RDP-5SPFFV-SC 87002</p> <p><b>Circular Backshell with Cable</b></p> <p> With Ground RDP-5SPFFG-SC 87BXX**</p> <p> Without Ground RDP-5SPFFP-SC 87BXX**</p> <p><b>Square Backshell</b></p> <p> Jack 180° RDP-5SPFFH-SS 87001</p> <p> Jack 90° RDP-5SPFFV-SS 87001</p> <p><small>*XX: Choose the cable length from 01-99m 8 Choose (U) unmated or (M) mated waterproof</small></p> <p>Female Connector (F) Female Contacts (F)</p>	<p><b>Overmolded with Cable</b></p> <p><b>One-ended, Straight</b></p> <p> RDP-5SAMMM-SLM7BXX*</p> <p><b>One-ended, Right Angle</b></p> <p> RDP-5SAMMM-SRM7BXX*</p> <p><b>Double-ended, Straight</b></p> <p> RDP5SM-RDP5SM-SL7BXX*</p> <p> RDP5SM-SPG06M-SL7BXX*</p> <p><b>Double-ended, Right Angle</b></p> <p> RDP5SM-RDP5SM-SR7BXX*</p> <p> RDP5SM-SPG06M-SR7BXX*</p> <p><small>*XX: Choose the cable length from 01-99m</small></p> <p>Male Connector (M) Male Contacts (M)</p>	<p><b>Field Installable</b></p> <p><b>With Strain Relief</b></p> <p> RDP-00AMMA-SLM7001</p> <p><b>Feed-Thru</b></p> <p> RDP-00BMMS-SLM7001</p> <p>Male Connector (M) Male Contacts (M)</p>
---	---	--	--

## ↘ Large Size: 3 Points Lock Bayonet > Receptacle and Mating Pair

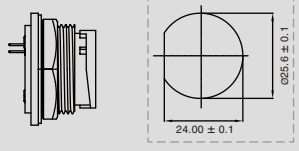
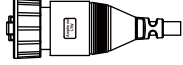
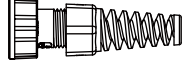
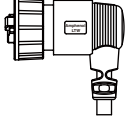
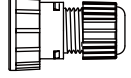
<ul style="list-style-type: none"> <li>• Plastic Housing</li> <li>• Three Points Lock</li> <li>• POE 60W Use</li> <li>• Cat. 5e</li> </ul>	<b>Coupler / Receptacle</b> -----> <b>Overmolded with Cable</b> -----> <b>Field Installable</b>		
	<b>Circular Backshell</b>	<b>One-ended, Straight</b>	<b>With Strain Relief</b>
	 Jack 180° RDP-5SPFFH-TC 87001	 RDP-5SAMMM-TLM7BXX*	 RDP-00AMMA-TLM7001
	 Jack 90° RDP-5SPFFV-TC 87001	<b>One-ended, Right Angle</b>	<b>Feed-Thru</b>
	 Jack 180° RDP-5SPFFH-TC 87002	 RDP-5SAMMM-TRM7BXX*	 RDP-00BMMS-TLM7001
	 Jack 90° RDP-5SPFFV-TC 87002	<b>Double-ended, Straight</b>	
	<b>Circular Backshell with Cable</b>	 RDP5SM-RDP5SM-TL7BXX*	
	 With Ground RDP-5SPFFG-TC 87BXX**	 RDP5SM-SPG06M-TL7BXX*	
	 Without Ground RDP-5SPFFP-TC 87BXX**	<b>Double-ended, Right Angle</b>	
	<b>Square Backshell</b>	 RDP5SM-RDP5SM-TR7BXX*	
 Jack 180° RDP-5SPFFH-TS 87001	 RDP5SM-SPG06M-TR7BXX*		
 Jack 90° RDP-5SPFFV-TS 87001			
*XX: Choose the cable length from 01-99m 8 Choose (U) unmated or (M) mated waterproof	*XX: Choose the cable length from 01-99m		
Female Connector (F) Female Contacts (F)	Male Connector (M) Male Contacts (M)	Male Connector (M) Male Contacts (M)	

[Note] Design and specification are subject to change without notice.

Large Size: 1"-20UNEF > Receptacle and Mating Pair

<ul style="list-style-type: none"> <li>Shielded RJ45</li> <li>Screw Thread</li> <li>Front Fastened</li> <li>Cat. 5e</li> </ul>	Coupler / Receptacle		Overmolded with Cable	Field Installable
	<b>Metal</b> Circular Backshell  Jack 180° RJS-5EPFFD-SC7001			Feed-Thru  RJ-00BMMA-SL7003
	Square Backshell  Jack 180° RJS-5EPFFD-SS7001			
	<b>Plastic</b> Circular Backshell  Jack 180° RJS-5EPFFJ-SC7007			
Female Connector (F) Female Contacts (F)		Male Connector (M) Male Contacts (M)		Male Connector (M) Male Contacts (M)


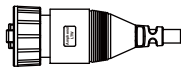

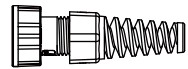




Large Size: 2 Points Lock Bayonet > Receptacle and Mating Pair

<ul style="list-style-type: none"> <li>Plastic Housing</li> <li>Two Points Lock</li> <li>POE 60W Use</li> <li>Cat. 5e</li> </ul>	Coupler / Receptacle		Overmolded with Cable	Field Installable
	Circular Backshell  RJS-5EPFFP-LC7002		One-ended, Straight  RJS-5EAMMM-LL7EXX*	With Strain Relief  RJ-00AMMA-LL7001
			One-ended, Right Angle  RJS-5EAMMM-LR7EXX* RJ-5EAMMM-LR7DXX*	Feed-Thru  RJ-00BMMA-LL7001
	Female Connector (F) Female Contacts (F)		Male Connector (M) Male Contacts (M)	

\*XX: Choose the cable length from 01-99m

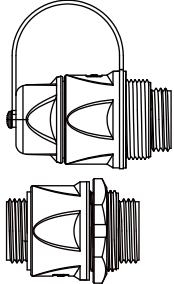
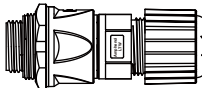
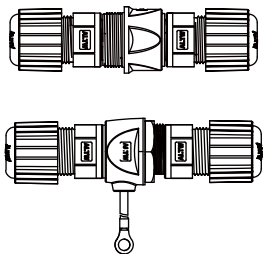


## ↳ ODVA > Receptacle and Mating Pair

<ul style="list-style-type: none"> <li>• Shielded RJ45</li> <li>• Three Points Lock</li> <li>• Ethernet/IP RJ45 standards</li> <li>• POE 60W Use</li> </ul>	<b>Coupler / Receptacle</b>		<b>Overmolded with Cable</b>	
	<b>Mated</b> <b>Unmated</b>		<b>One-ended, Straight</b> <b>With Strain Relief</b>	
	<b>(Dual Fastened)</b>			
	<b>Circular Backshell</b>			
				
	Jack 180° ROP-5SDFFH-TC <b>8</b> 7001		ROP-5SAMMM-TLM7BXX*	
	<b>Square Backshell</b>			
				
	Jack 180° ROP-5SDFFH-TS <b>8</b> 7001		ROP-00AMMA-TLM7001	
	<b>(Front Fastened)</b>			
<b>Circular Backshell</b>				
				
Jack 180° ROP-5SPFFH-TC <b>8</b> 7001				
<b>Square Backshell</b>				
				
Jack 180° ROP-5SPFFH-TS <b>8</b> 7001				
<b>(Rear Fastened)</b>				
<b>Square Backshell</b>				
				
Jack 180° ROP-5SRFFH-TS <b>8</b> 7001				
<b>Circular Backshell</b>				
				
Jack 180° ROP-5SRFFH-TC <b>8</b> 7001				
<b>8</b> Choose (U) unmated or (M) mated waterproof		*XX: Choose the cable length from 01-99m		
Female Connector (F) Female Contacts (F)		Male Connector (M) Male Contacts (M)		
		Male Connector (M) Male Contacts (M)		

[Note] Design and specification are subject to change without notice.

∟ I-Adaptor

<ul style="list-style-type: none"> <li>• Plastic Housing</li> <li>• Screw Thread</li> <li>• Shielded RJ45</li> <li>• Panel Thickness Max:3.5mm</li> </ul>	<p><b>Coupler / Receptacle</b></p> <p><b>(Front Fastened)</b></p>	<p><b>Field Installable</b></p>	<p><b>Field Installable</b></p>
	<p>Circular Backshell</p>	<p>With Strain Relief</p>	<p>With Strain Relief</p>
	 <p>Jack 90° RDP-00PFFH-SCU7001 RDP-00PFFH-SCU7002</p>	 <p>RDP-00DFFA-SLM7001</p>	 <p>RDP-00BFFA-SLM7001 RDP-00BFFA-SLM7002 RDP-00BFFA-SLM7003 RDP-00BFFA-SLM7004</p>
<p>Female Connector <b>(F)</b> Female Contacts <b>(F)</b></p>	<p>Male Connector <b>(M)</b> Male Contacts <b>(M)</b></p>	<p>Male Connector <b>(M)</b> Male Contacts <b>(M)</b></p>	

# Accessories

## Waterproof Cap

**Customized - Upon Request**

C Size 3 Points Lock Bayonet      C Size Screw Thread      D Size Screw Thread      ODVA 3 Points Lock Bayonet

6 More to choose: None(A) / With Chain(B) / With Rubber Lead(C) / With Fish Line(D)  
 7 Choose plastic (1) or metal (2) items (for C & ODVA size only)  
 \* D size: [1] 3 Points Lock Bayonet [2] 2 Points Lock Bayonet

Size	Mating Pair	Mating Style	Mating Pair (Gender)	P/N
C Size	Receptacle	3 Points Lock Bayonet	Male	CAP-WACMTMA1 CAP-WACMTP 6 1
		Screw Thread	Male	CAP-WACMSMA 7 CAP-WACMSP 6 7
D Size	Receptacle	Screw Thread	Male	CAP-WADMSMA[1] CAP-WADMSP 6 [1]
		3 Points Lock Bayonet	Male	CAP-WADMTMA[1] CAP-WADMTMP 6 [1]
		2 Points Lock Bayonet	Male	CAP-WADMLMA[2] CAP-WADMLP 6 [2]
ODVA	Receptacle	3 Points Lock Bayonet	Male	CAP-WEOFTPC1

## Patch Cable (Double-ended)

**Customized - Upon Request**

End 1      End 2

\* XX: Cable length is available from 100 ~ 1000 mm.  
 e.g. (10) = 100mm, (15) = 150mm, (20) = 200mm ...  
 (95) = 950mm, (A0) = 1000mm

End 1		End 2		P / N
Type	Gender	Type	Gender	
RJ 45 Unshielded	Plug	RJ 45 Unshielded	Plug	UPG06-UPG06-CXX*

[Note] Design and specification are subject to change without notice.

**Amphenol LTW Technology Co., Ltd.**

5F-3, No.51, Sec.4, Zhongyang Rd., Tucheng Dist., New Taipei City 236, Taiwan  
Telephone: +886-2-77416888 Fax: +886-2-77416999  
[www.amphenolltw.com](http://www.amphenolltw.com)

**Kunshan Factory**

No. 62, DaTong Road, Development Zone, Kunshan City, JiangSu Province, 215333 China  
Telephone: +86-512-5761-0501  
Fax: : +86-512-5761-0515

**For further information, please contact :**

Sales & Marketing Department | Email : [sales@ltw-tech.com](mailto:sales@ltw-tech.com)

## X-ON Electronics

Largest Supplier of Electrical and Electronic Components

*Click to view similar products for [Ethernet Cables / Networking Cables](#) category:*

*Click to view products by [Amphenol](#) manufacturer:*

Other Similar products are found below :

[73-7795-1](#) [MCJB2-10P6Q7-120](#) [84909-0204](#) [E16A06002M030](#) [E200102-009-S1](#) [AX105346-EW](#) [MT14-187L](#) [ERWPAB3002M005](#) [190-038045-01](#) [NK5EPC1GRY](#) [NK5EPC4Y](#) [1969343-6](#) [ICD056GVP163D-C0](#) [C5UMB3FBG](#) [C631208025](#) [C631208035](#) [C6F1106015](#) [2168427-2](#) [21949-1](#) [2J1866A](#) [RJF SFTP 5E 0500](#) [AX100351](#) [UTPCH14GY](#) [45-5684](#) [09459711142](#) [100345-1301](#) [MWDM6L-31S-6C4-.375H](#) [73-7793-1](#) [74764-1101](#) [WHU18-3636-048](#) [WHU18-1836-060](#) [1R4000A39M030](#) [UTPSP6GY](#) [UTPSP2GY](#) [UTPSP10GY](#) [UTPCH5GY](#) [UTP28SP15M](#) [UTP28CH100OR](#) [ENSP2F5C305](#) [74764-2301](#) [E66A06002M020](#) [NPC-5E-010-GY](#) [1-3636-620-5214](#) [1-3636-601-5211](#) [1-3636-600-5212](#) [1-3636-461-5208](#) [1-3637-600-5212](#) [1-3637-600-5206](#) [1-3636-618-5212](#) [1-3636-601-5248](#)