

# USBF TV

## USB Connection System for Harsh Environment

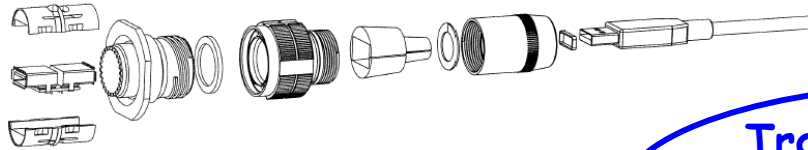
### Description

USB Field allows you to use a standard USB 2.0 connection in harsh environments :

- Sealed against fluids and dusts (IP67)
- Shock, Vibration and Traction resistant
- No cabling operation in field and no tools required
- Mechanical Coding / Polarization (2 positions)
- Improved EMI protection

With USB Field, you can insert a **standard USB 2.0 cordset** into a metallic plug which will protect it from shocks, dust and fluids.

No hazardous in-field cabling and grounding !



Transform your USB cordset into a Harsh Environment Connector !

This metallic plug is connected into a receptacle, using a Tri Start Thread coupling mechanism (MIL-DTL-38999 series III type) with anti-decoupling device for high vibrations.

On the receptacle side, one A USB receptacle is soldered onto a PCB allowing for the following back terminations :

- another USB-A receptacle
- solder : 4 tined holes on the PCB to solder your wires

The USB 2.0 cordset shielding is transmitted to the USB receptacle through grounding fingers.

For an outstanding EMI protection, the conductive plated shells (Ni, Cd) with metallized receptacle inserts, transmit the shielding to the connector shells and finally to the panel.



### Applications

- Embedded Computers
- Data Acquisition and Transmission in harsh environment

For :

- Railways
- Battelfield Communication Systems
- Navy Systems

Amphenol®

# Main Characteristics

## Data Transmission

- USB Specification 2.0

Data Rate : Up to 480 Mb/s for High Speed USB

## Mechanical

- Tri Start Thread coupling mechanism (MIL-DTL-38999 series III type) with anti-decoupling device
- 2 mechanical Coding / Polarization possibilities by the user (receptacle insert rotation)
- USBF TV plug retent° in the receptacle : 100 N in the axis
- Mating cycles : 500 to 1500

## Environmental Protection

- Sealing (when mated) : IP67 (Temporary immersion)
- Salt Spray : 48 h with Nickel plating  
> 500 h with Olive Drab Cadmium
- Fire Retardant / Low Smoke : UL94 V0 and NF F 16 101 & 16 102
- Vibrations : 10 – 500 Hz, 10 g, 3 axes : no discontinuity > 1micro s
- Shocks : IK06 : weight of 250 g drop from 40 cm [15.75 in] onto connectors (mated pair)
- Humidity : 21 days, 43°C, 98% humidity
- Temperature Range : - 55°C / +85°C


**Can be used with most of the USB cordset Brands : No tools required**

## Assembly Instructions

### Plug Assembly

1. Only if you need a full sealing (IP67) : Install the white sticker around the plug, covering the 4 little holes of the overmolding
2. Insert the black O Ring around the front face of the USB A plug. This O Ring will ensure the connection sealing.
3. Insert the USB cordset into the metallic backshell
4. Insert laterally to the cable the retention spacer (this spacer is soft, in order to adapt to different shapes of overmolding) and slide the overmolding of the USB-A plug into this retention spacer
5. Insert laterally to the cable the friction ring
6. Choose the right coding (2 positions) and insert the USB-A plug into the protective plug. Reference is main key.
7. Screw the backshell on the plug body. A spanner can be necessary to fully screw it, and the connection to the receptacle can help.

**Important Note** : The connection sealing is not done by the black retention spacer (which is slotted), but by the front face ORing (see 2.)



### Receptacle Assembly

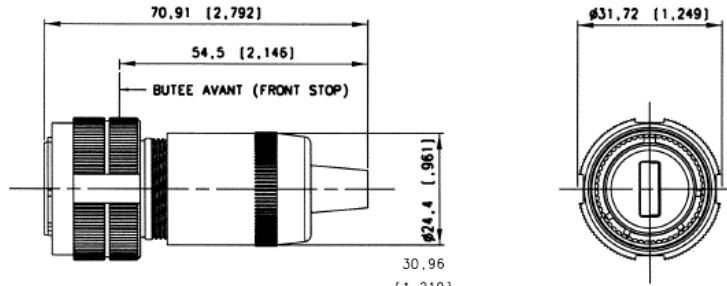
Insert the USB module **from the rear**. Reference is main key.  
Beware to have a coding compatible with the coding you used for the plug : on front view, the **white shapes** in the USBs **must be on the same side**.

To remove the USB module, insert the removal tool USBF ODE from the Front, and push back the module.



## Plug :

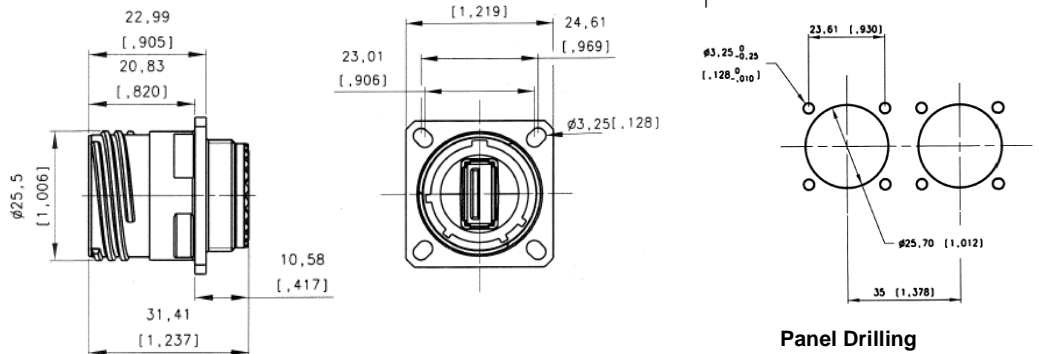
« 6 » Shell



## Receptacles :

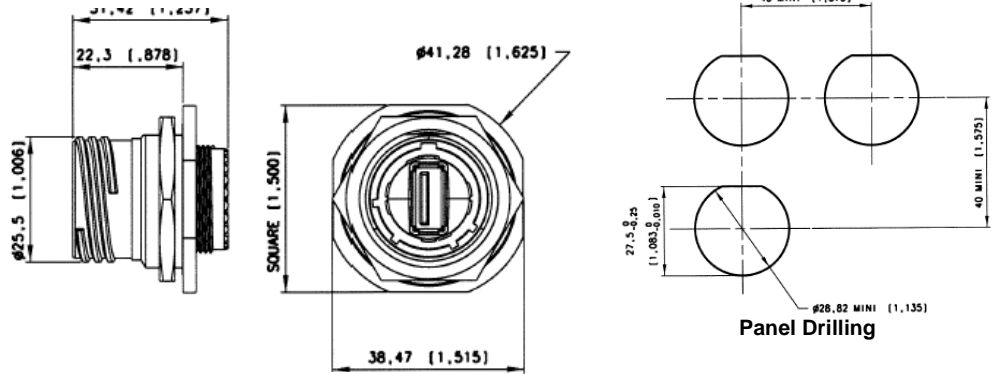
« 2 » Shell

Square Flange



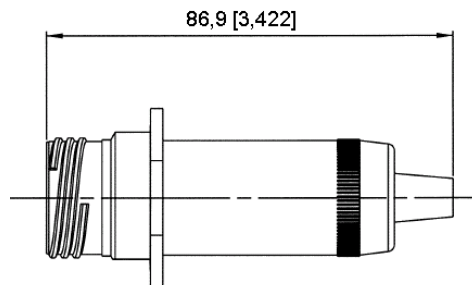
« 7 » Shell

Jam Nut

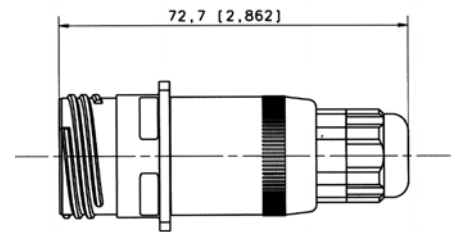


« 2PE » and « 7PE » Shells

with Backshell to protect Backtermination from dust, shocks and vibration.

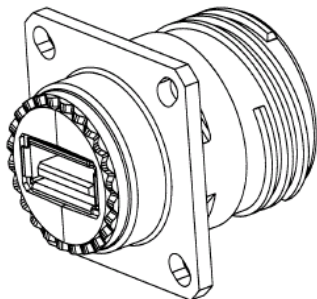


Backshell used with backtermination type 1 :  
USB A receptacle  
Not sealed

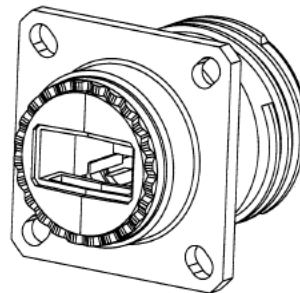


Backshell used with backtermination type 2 :  
Solder  
Sealed – IP67

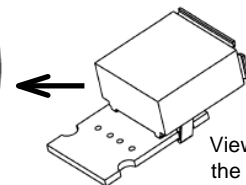
## Back Terminations :



Type 1 : USB-A Receptacle



Type 2 : Solder



View of the PCB of the Type 2 version with 4 tinned holes for solder termination

4 Tined holes to solder your cable

## Part Number Code

USB Field TV	USBF TV	2	1	G
<b>Shell Type</b>				
6 : Plug				
2 : Square Flange Receptacle				
2PE : Square Flange Receptacle with backshell				
7 : Jam Nut Receptacle				
7PE : Jam Nut Receptacle with backshell				
<b>Back Terminations (Receptacles only)</b>				
1 : USB-A receptacle				
2 : Solder (4 tined holes)				
<b>Shells Plating</b>				
N : Nickel				
G : Olive Drab Cadmium				

- Examples :
- Olive Drab Cadmium Plug : **USBF TV 6G**
  - Olive Drab Cadmium Square Flange Receptacle, USB-A back terminat° : **USBF TV 21G**
  - Olive Drab Cadmium Jam Nut Receptacle, USB-A receptacle back terminat° : **USBF TV 71G**
  - Nickel Jam Nut Receptacle, solder termination : **USBF TV 72N**

### Square flange receptacle with Self Closing Cap (cap with a spring inside) :

**New!**

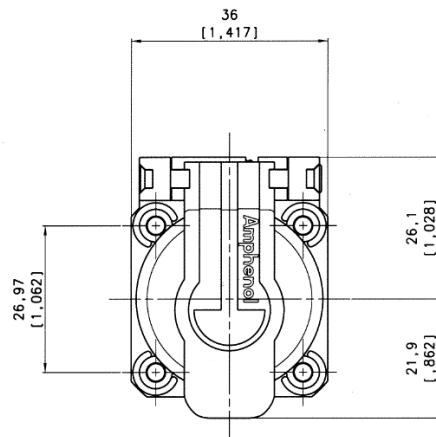
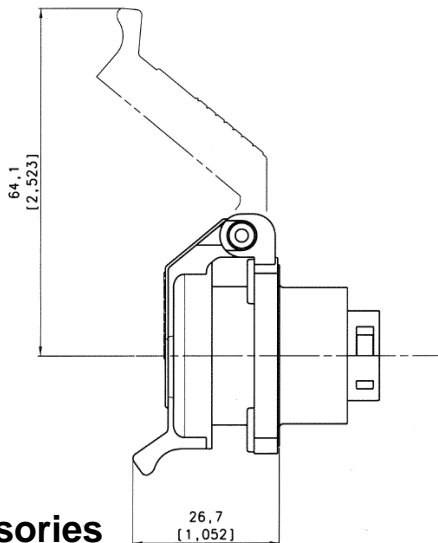


**USBF 21N SCC (\*)**  
Nickel and metallized inserts (EMI)

(\*) This P/N includes the square flange receptacle and the self closing cap

**USBF 21B SCC (\*)**  
Black and blank insert

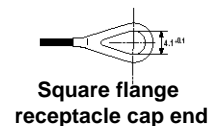
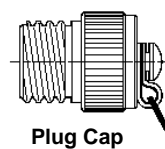
**Note :** Panel gasket to use with this version only : **JE18**



### Accessories

#### • Metallic Caps

USBF TVC	2	G
<b>Connector Type</b>		
6 : Plug		
2 : Square Flange Receptacle		
7 : Jam Nut Receptacle		
<b>Protection de surface</b>		
N : Nickel		
G : Olive Drab Cadmium		



• Panel Gasket for square flange receptacle (Thickness : 0,8 mm [.031]) : **JE15**

• Receptacle Insert removal tool : **USBF ODE**



## X-ON Electronics

Largest Supplier of Electrical and Electronic Components

*Click to view similar products for [USB Connectors](#) category:*

*Click to view products by [Amphenol](#) manufacturer:*

Other Similar products are found below :

[10033527-N3112MLF](#) [17-210561](#) [GMCB05B11124H1EU](#) [17-200931](#) [65-647-8-BK-BU](#) [690-010-295-484](#) [73725-1191BLF](#) [950](#) [E8144-B01021-L](#) [A-USB A-LP-SMT-C](#) [A-USB B-TOP-C](#) [MUSBA511N5](#) [MUSBB15131](#) [MUSBC111M5](#) [MUSBD11135](#) [896-30-004-00-000000](#) [KUSBVX-BS1N-W30](#) [KUSBX-AP-KIT-SCBLK](#) [KUSBX-AS2N-W](#) [KUSBX-SMT2AP1S-W](#) [KUSBX-SMTBS1NBTR](#) [30-498-6](#) [17-200261](#) [17-210051](#) [1734082-1](#) [FK-37-32SL](#) [30-1574](#) [30-470](#) [30-489](#) [30-541](#) [30-572-3](#) [30-9503](#) [MAB 8 SN V](#) [MIKROE-1451](#) [33UBBR-04SW11R](#) [USBFTV2PEM2G](#) [USBFTVC6ZN](#) [USBFTVSCCG](#) [KUSBX-AS2N-W30](#) [KUSBX-SLAS1N-W](#) [KUSBX-SMT-AS1N-W30](#) [1-1734084-2](#) [E8110-001-01](#) [MUSBC11135](#) [NK-27-32SL](#) [33UBAR-04SW11](#) [USBF21ZNSCC](#) [USBBFTV6ZC](#) [1689405-1](#) [73725-1180RLF](#)