



T H E R M O M E T R I C S
A C O M M I T M E N T T O E X C E L L E N C E

ZTP-135H

Thermopile IR Sensor



This thermopile sensor is used for non-contact surface temperature measuring. The ZTP-135H model consists of thermo-elements, flat IR filter, a thermistor for temperature compensation and a hermetically-sealed small-size package. There is also a variety of filters available to maximize performance in specific applications

Applications

- Patient monitoring
- Ear & Tympanic [thermometers](#)
- Occupancy detection
- HVAC
- Appliance

Features

- Non-contact measurement
- Wider surface area measurement
- Small-size sensor package
- Included ambient temperature - (thermistor) sensor for compensation
- High sensitivity
- Fast response time
- Low cost

Amphenol
Advanced Sensors

Specifications

Thermopile Chip

Parameter	Limits			Units	Condition
	Min	Typ	Max		
Chip Size		1.8 x 1.8		mm ²	
Diaphragm Size		1.4 x 1.4		mm ²	
Active Area		0.7 x 0.7		mm ²	
Internal Resistance	42	60	78	kΩ	25°C
Resistance T.C			0.12	%/°C	
Responsivity	42	58	78	V/W	500K, 1 Hz
Responsivity T.C		-0.10		%/°C	
Noise Voltage		32		nV rms	R.M.S., 25°C
NEP		0.55		nW/Hz ^{1/2}	500K, 1 Hz
Detectivity		1.27 E08		cmHz ^{1/2} /W	500K, 1 Hz
Time Constant		25		ms	

Thermistor for Temperature Compensation

Parameter	Limits			Units	Condition
	Min	Typ	Max		
Resistance	97	100	103	kΩ	Tol. :3%, @25°C
Beta - Value	3920	3960	4000	K	Tol. :1%, Defined at 25°C/50°C

Absolute Maximum Ratings

Operating Temperature

-20°C ~ 100°C

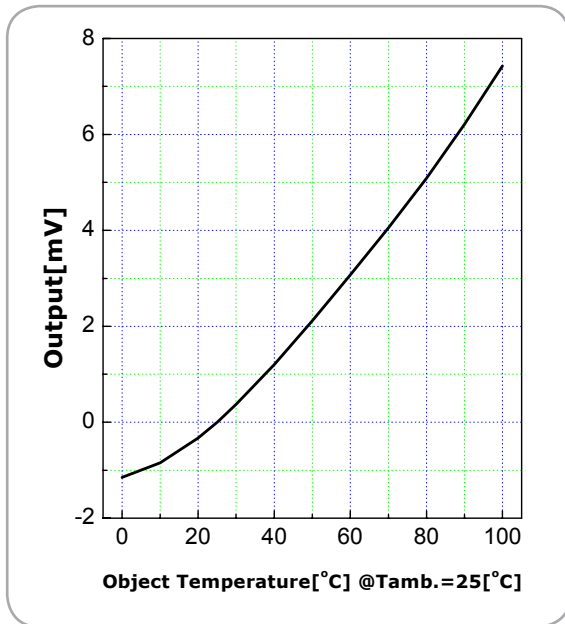
Storage Temperature

-40°C ~ 120°C

Thermistor Resistance (R-T Table)

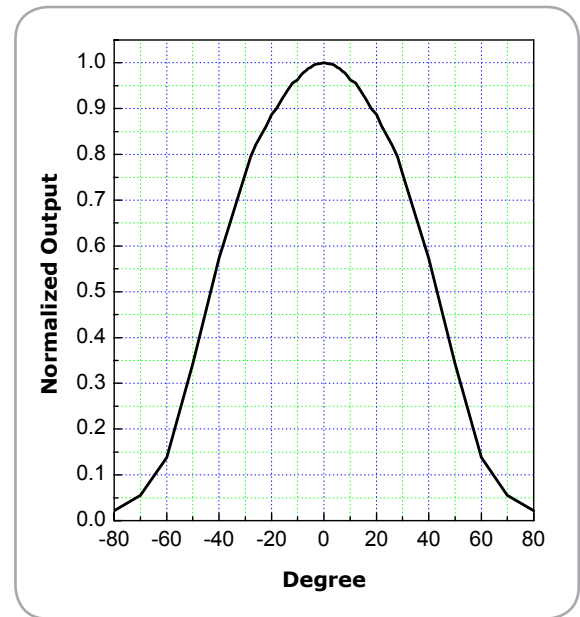
T ambient (° C)	Rmin (kΩ)	Rcent (kΩ)	Rmax (kΩ)
-20	909.1	947.9	987.3
-15	687.7	715.9	744.7
-10	524.5	545.4	566.5
-5	403.3	418.8	434.5
0	312.6	324.1	335.8
5	244.0	252.7	261.5
10	191.8	198.5	205.1
15	151.9	156.9	162.0
20	121.0	124.9	128.8
25	97.00	100.0	103.0
30	78.05	80.55	83.06
35	63.16	65.25	67.36
40	51.39	53.15	54.91
45	42.03	43.51	45.00
50	34.54	35.79	37.05
55	28.52	29.58	30.65
60	23.65	24.55	25.47
65	19.70	20.47	21.25
70	16.48	17.14	17.81
75	13.83	14.40	14.98
80	11.66	12.15	12.65
85	9.867	10.29	10.72
90	8.380	8.745	9.118
95	7.143	7.460	7.785
100	6.111	6.388	6.670

Sensitivity

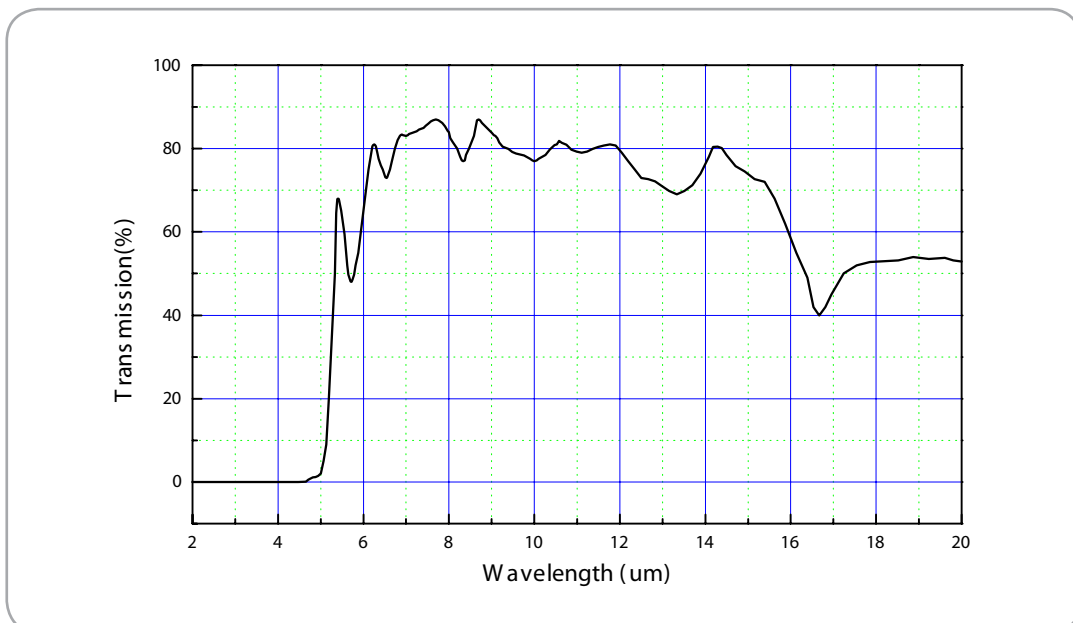


Field of View

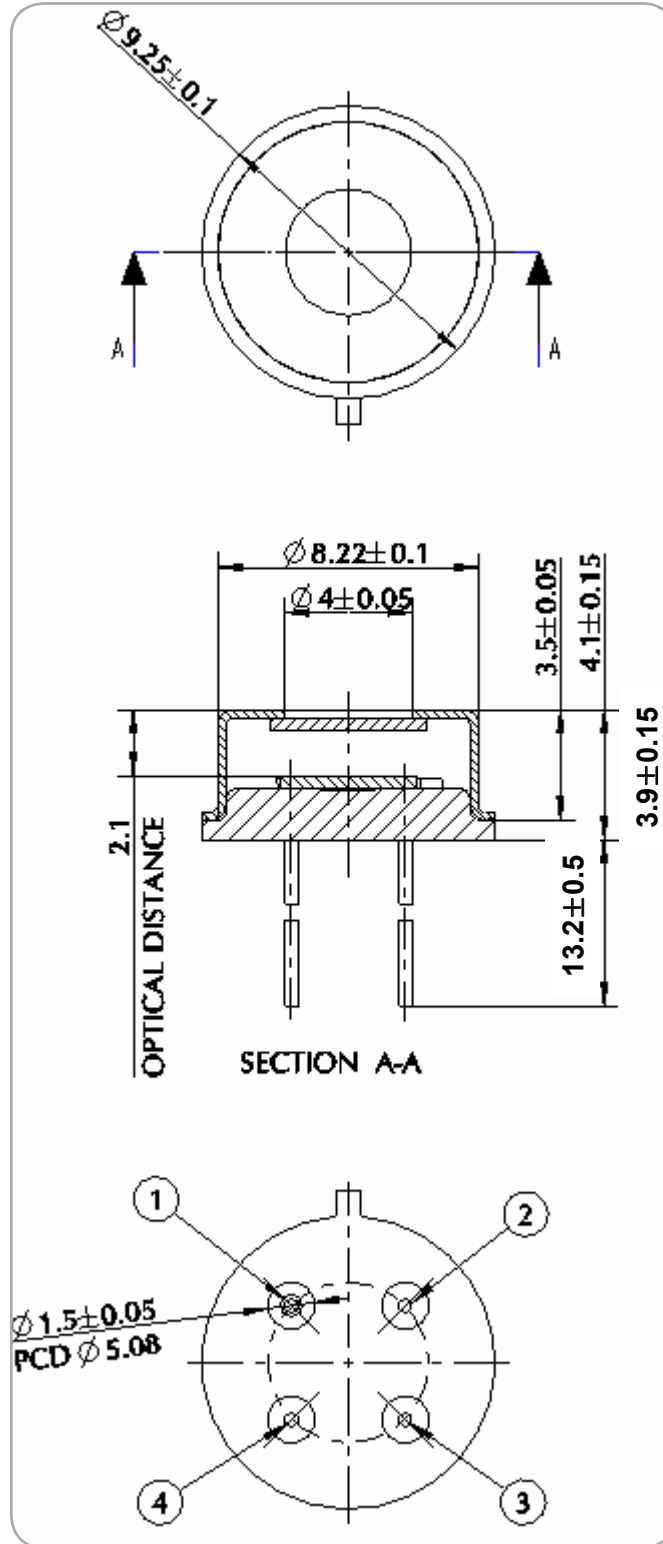
Parameter	Limits		Units	Condition	
	Min	Typ			Max
Field of View	81	86	91	Degree	50% of Maximum Output



Filter Transmission Data



Outline of Sensor Packaging and Pin Arrangement (unit: mm)



Unit: mm

Pin arrangement:
1. GND Thermistor
2. Thermopile
3. Thermistor
4. GND Thermopile

Amphenol
Advanced Sensors

www.amphenol-sensors.com

© 2014 Amphenol Corporation. All Rights Reserved. Specifications are subject to change without notice. Other company names and product names used in this document are the registered trademarks or trademarks of their respective owners.

AAS-920-552A-03/2014

X-ON Electronics

Largest Supplier of Electrical and Electronic Components

Click to view similar products for [Infrared Detectors](#) category:

Click to view products by [Amphenol](#) manufacturer:

Other Similar products are found below :

[HOA6517-001](#) [HOA6540-001](#) [HOA6542-001](#) [HOA6571-001](#) [HOA6572-001](#) [HOA6489-050](#) [HOA6531-001](#) [HOA6532-001](#) [HOA6546-001](#)
[HOA6570-001](#) [HOA6573-001](#) [HOA6536-001](#) [HOA6548-001](#) [HOA6544-001](#) [G-TPCO-035](#) [ZTP-135L](#) [ZTP-135BS](#) [ZTP-101T](#) [ZTP-115M](#)
[ZTP-115-Std](#) [ZTP-135](#) [ZTP-135SR](#) [ZTP-148SR](#) [ZTP-148SRC1](#) [USEQFCSA448100](#) [USEQFCSA500100](#) [USEQFCSA435100](#)
[USEQFCSA550100](#) [USEQFCSA455100](#) [USEQFCSA391100](#) [USEQFCSA338100](#) [IML-0687](#) [EPR44112](#) [EPR44212](#) [EPR44252](#) [ePR44282](#)
[EPY12111](#) [EPY12121](#) [EPY12211](#) [EPY12221](#) [EPY12231](#) [EPY12241](#) [EPY12251](#) [EPY12261](#) [EPY21114](#) [EPY22111](#) [EPY22114](#) [PY0234](#)
[PY0261](#) [PY0317](#)