



Amprobe® Test Tools offers a wide range of devices for testing and measuring electrical properties in various field applications. Primary products include Clamp Meters, Multimeters, Wire Tracers, Megohmmeters, Environmental and Voltage & Continuity testers.



- Electrical testers
- Cable locators
- Multimeters
- Current clamps
- Installation testers
- Machinery tester
- Software
- Environment
- Power quality
- Accessories



Distributor:



AMPROBE TEST TOOLS EUROPE
BEHA-AMPROBE GmbH
 In den Engematten 14 · 79286 Glottertal/Germany
 info@amprobe.eu · www.amprobe.eu



Quality and service beyond compare

Our Customers

Throughout the past 50 plus years, the Amprobe® name has become synonymous with clamp-on meters, to the point where it is commonly used as a generic term for such. Yet the brand has expanded its product offering to now over 250 items and has become an established leader in quality test equipment for professionals in the electrical, maintenance, construction, and HVAC markets.

Our products

The products shown in this catalog include an extensive selection of portable multimeters, clamp meters, power quality analyzers, circuit tracers as well as component checkers, HVAC testers and specialty tools such as electrical testers. Also shown is a complete selection of accessories.

Our distributors

The products shown in this catalog are sold and supported by a worldwide network of Amprobe distributors and dealers. Should you require any assistance or have questions about our products or their applications, these local dealers stand ready to serve you.

Electrical testers

Voltage testers

VP-700.....2
 VP-710.....2
 VP-720.....2
 VP-440 RT3
 VP-450-E3
 VP-460-E3
 MT-2000-E.....4

Phase sequence indicator

PRM-44

Cable locators/Testers

AT-35005
 AT-5000/AT-5005.....6
 AT-2032E7
 ECB50A-FGIS7
 LAN-18
 TMULD-3008
 ULD-3008

Digital Multimeters

AM-Series

AM-22011
 AM-24011

DM-Series

DM7C12
 DM9C12
 DM73C13
 DM78C13

PM-Series

PM51A14
 PM55A14

HD-Series

HD160C15

XP-A-Series

5XP-A15
 15XP-B16
 35XP-A16

XR-A-Series

30XR-A17
 33XR-A17
 34XR-A18
 37XR-A18
 38XR-A19

Special digital multimeter, Kits

LCR55A19
 AMPRB-EU0120
 AMPRB-EU0220

Current clamps

AC

AD40B23
 ACD-10 PLUS23
 AC75B24
 ACD-6 PRO24
 ACD-14 PLUS25
 ACD-14 TRMS PLUS25
 ACD-15 TRMS-PRO26
 ACD-16 TRMS-PRO26
 ACD-20SW27
 ACD-3300 IND29

AC/DC

AC68C27
 ACDC-10028
 ACDC-100 TRMS28
 ACDC-40028
 ACDC-3400 IND29

Power measurement clamp

ACD-45PQ30
 ACD-50NAV30
 ACD-53NAV31
 ACD-54NAV31

Leakage current clamp

AC50A32
 LH41A32

Current clamp adapters

A-30033
 ACF-3000 AK33
 CT235A34
 CT237B34

Installation testers

Combinated installation testers
 TELARIS 0100-PLUS35

Loop tester

TELARIS LOOP-TEST36

RCD/FI-Tester

TELARIS RCD-TEST37

Earth measurement

DGC-1000A37
 TELARIS EARTH-TEST38

Insulation testers

AMB-4538
 TELARIS ISO-PRO39

Accessories for installation testers

DAA-1639
 DAK-1639
 DAA-3239
 DAK-3239

Machinery tester

MT204-S40

Software

ES CONTROL 010041
 ES CONTROL 011342
 ES CONTROL COMPLETE43
 38SW-A44
 TM-SWA44
 USB-KIT244
 RS-232 to USB converter cable44
 Interface adapter for Talaris44
 AMPRB-ET444

Environment

Temperature

IR608A45
 TH-145
 TPP1-C146
 TPP2-C146
 TR100-A46
 TR200-A47
 TR30047
 TMD-5048
 TMD-5348
 TMD-5648

Humidity

TH-349
 THWD-349
 MT-1049

Temperature probes/adapters

TPK-5950
 TA-1A50
 TPK-6050

Light

LM-10051
 LM-12051

Sound

SM-1052
 SM-20A52
 SM-CAL153

Anemometer

TMA10A53
 TMA40-A54
 TMA554

Special environment testers

CM10055
 MAN02-A55

Microwave leakage detection

TX90056

Tachometer

TACH2056

Power quality

PQ55A57
 DM-II PLUS58

Accessories

Measurement accessories

EU-20059
 TL35B59
 TL36A59
 TL245A60
 HV231-10A60

Carrying cases

CC-VP-7xx61
 CC-ACDC61
 SV-U61
 VC3A61
 VC30A61
 VC221B61

Voltage testers



VP-700 Voltage Tester with phase rotation indication

Functions

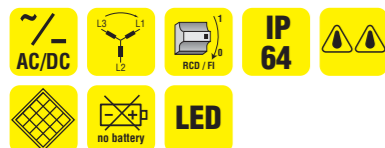
- Voltage test
- Two-pole phase rotation indication, no "3rd hand" required
- Polarity display

Product Information

- Switchable load (load tester) of 140 W using two pushbuttons, tripping of 30 mA RCD
- IP 64, splash-proof and dust tight protection
- Probe tip protection for reducing the danger of injuries (attached to lead - permanently available)

Product Highlights

- No unawared tripping of RCD
- No batteries required (VP-700 only)
- Quick single-handed test on mains sockets at a contact distance of 19 mm, without detaching the test probe from the instrument



NEW

VP-710 Voltage and Continuity Tester with phase rotation indication

similar as VP-700 and also offers:

- Continuity test (optical)
- Single-pole test for phase polarity
- Torch function via white LED



NEW

VP-720 Voltage and Continuity Tester with phase rotation indication

similar as VP-710 and also offers:

- Digital LC display, 12...690 V AC/DC
- Vibration function



Scope of supply VP-700 Series:

- 1 VP-700 or VP-710 or VP-720
- 2 test probe covers (GS38)
- 2 batteries 1.5 V, IEC LR 03 (AAA) (for VP-710 and VP-720 only)
- 1 user manual



Accessories:

Carrying case CC-VP-7xx
Order No. 3889931

Technical Data

Display	LED bargraph display ±12, ±24, 50, 120, 230, 400, 690 V VP-720 only: LC display, 12...690 V AC/DC
Voltage range	12...690 V AC/DC
DC/AC voltage	automatic detection
Frequency range	DC, 40...70 Hz
Internal load	approx. 2,4 W at 690 V
Test current	≤3,5 mA (do not press buttons)
Switchable load	approx. 140 W (at 690 V)
Test current with load	≤200 mA
Phase rotation indication	100...400 V AC (against earth)
Frequency range	40...70 Hz
Single-pole phase polarity (VP-710, VP-720 only)	
Voltage range	100...690 V AC/DC
Frequency range	40...70 Hz
Continuity test (VP-710, VP-720 only)	
Switching threshold	approx. 500 kΩ
Test current	<5 μA
Safety cert.	EN 61243-3, DIN VDE 0682-401
Measurement category	CAT IV / 600 V, CAT III / 690 V
Pollution degree	2
Protection degree	IP 64, splash-proof and dust tight protection
Power supply	from the test object (VP-700 only)
Power supply (VP-710, VP-720 only)	
Power supply	2 x batteries 1.5 V, IEC LR03
Power consumption	max. 30 mA / approx. 250 mW
Dimensions	approx. 280 x 78 x 35 mm
Weight	approx. 255 g (VP-700) approx. 310 g (VP-710, VP-720)



Ordering Information:

Description	Order No.
VP-700-E	3476390
VP-710-E	3889905
VP-720-E	3889922
CC-VP-7xx	3889931



VP-440 RT Non-contact VoltProbe®

Functions

- Non-contact, optical detection of AC voltages
- Fast, accurate detection of cable breaks in open-ended cables, e.g. cable drums, extension leads

Product information

- Compact, handy design that fits in any pocket
- Wide range of applications in trade and industry

Technical Data

Display:	1 LED
Voltage range:	50...1000 V AC
On-time:	continuously
Measurement category:	CAT III/1000 V
Safety cert.:	EN 61010
Power supply:	2 x 1.5 V battery, IEC LR03
Dimensions:	160 x 25 x 21 mm
Weight:	approx. 55 g



Scope of supply:

- 1 x VP-440
- 2 x 1.5 V battery, IEC LR03
- 1 x user manual

Ordering Information:

Description	Order No.
VP-440 RT	2744768



VP-450-E Non-contact volt probe

Functions

- Non-contact, optical and acoustic detection of AC voltages
- Fast, accurate detection of cable breaks in open-ended cables, e.g. cable drums, extension leads

Product information

- Reliable, automatic self-test of activated device with optical readiness indicator
- Compact, handy design that fits in any pocket
- Wide range of applications in trade and industry

Product highlights

- On/off switch

Technical Data

Display:	1 LED
Voltage range:	50...600 V AC
Frequency range:	50...500 Hz
On-time:	continuously
Pollution degree:	2
Measurement category:	CAT III/600 V
Safety cert.:	EN 61010
Power supply:	2 x 1.5 V battery, IEC LR03
Dimensions:	140 x 24 x 20 mm
Weight:	approx. 50 g



Scope of supply:

- 1 x VP-450-E
- 2 x 1.5 V battery, IEC LR03
- 1 x user manual

Ordering Information:

Description	Order No.
VP-450-E	3454746



VP-460-E Non-contact volt probe with screwdriver insert

Functions

- Non-contact, optical and acoustic detection of AC voltages
- Direct voltage test via screwdriver blade
- Continuity test
- Fast, accurate detection of cable breaks in open-ended cables, e.g. cable drums, extension leads

Product information

- Reliable, automatic self-test of activated device with optical readiness indicator
- Compact, handy design that fits in any pocket

Product highlights

- Integrated, ultra-bright flashlight
- Fixed, high-quality screwdriver insert (chrome, vanadium, molybdenum blade)

Technical Data

Display:	2 LEDs
Voltage range:	50...600 V AC
Frequency range:	50...500 Hz
Continuity test:	0...3 MΩ
Test current:	approx. 0.3 μA
On-time:	continuously
Pollution degree:	2
Measurement category:	CAT III/600 V
Safety cert.:	EN 61010
Power supply:	2 x 1.5 V battery, IEC LR03
Dimensions:	160 x 25 x 21 mm
Weight:	approx. 55 g



Scope of supply:

- 1 x VP-460-E
- 2 x 1.5 V battery, IEC LR03
- 1 x user manual

Ordering Information:

Description	Order No.
VP-460-E	3454754

Voltage tester/Phase sequence indicator



MT-2000-E Non-contact volt probe with magnetic field detection

Functions

- Non-contact, optical and acoustic detection of AC voltages
- Fast, accurate detection of cable breaks in open-ended cables, e.g. cable drums, extension leads
- Optical signal for detection of magnetic fields, e.g. on magnetic coils or permanent magnets

Product information

- Compact, handy design that fits in any pocket
- Wide range of applications in trade and industry

Technical Data

Display:	2 LEDs
Voltage range:	50...600 V AC
Frequency range:	
Voltage:	50...500 Hz
On-time:	continuously
Pollution degree:	2
Measurement category:	CAT III/600 V
Safety cert.:	EN 61010
Power supply:	2 x 1.5 V battery, IEC LR03
Dimensions:	140 x 24 x 20 mm
Weight:	approx. 50 g



Scope of supply:

1 x MT-2000-E
2 x 1.5 V battery, IEC LR03
1 x user manual

Ordering Information:

Description	Order No.
MT-2000-E	3454731



PRM-4 Phase sequence indicator and motor rotation tester

Functions

- Displays phase sequence
- Displays motor rotation

Product information

- Fast detection of phase sequence in three-phase system
- De-energised, safe detection of three-phase motor connections, i.e. the anticipated rotation direction is indicated before the motor is started

Technical Data

Voltage range:	100...600 V AC
Frequency range:	45...70 Hz
Pollution degree:	2
Measurement category:	CAT III/600 V
Power supply:	1 x 9 V battery, IEC 6F22
Dimensions:	139 x 68 x 32 mm
Weight:	approx. 200 g



Scope of supply:

1 x PRM-4
1 x carrying case
3 x crocodile clip
1 x 9 V battery, IEC 6F22
1 x user manual

Ordering Information:

Description	Order No.
PRM-4	3239635



NEW

AT-3500 Underground cable/pipe locator

Functions

- Localisation and tracing of cables and pipes in the ground
- Simplified locator function enables localisation of cable or pipe damage
- Determination of the location, depth and alignment of metal conductors
- Optical and acoustic display

Product Information

- Set consisting of transmitter, receiver and measuring accessories
- Different measuring functions enable a high degree of precision:
 - Passive via mains frequency
 - Passive via radio signals
 - Active by means of signal generator
- Transmitter with voltage-stable output
- Extensive range of accessories available

Product Highlights

- Large display with simple menu navigation and background light
- Robust construction for use in bad weather and harsh environments

Technical Data

Transmitter T-3500	
Transmission power	0.1 W / 0.5 W (switchable)
Frequency	32.768 kHz
Power supply	6 x batteries, IEC R20 / D / Mono
Operating time	40 hours (for operation with interruptions with alkaline batteries, 20 °C)
Protection degree	IP 56
Dimensions	260 x 255 x 140 mm
Weight	1.7 kg
Receiver R-3500	
Frequency ranges	Range 1: Radio 15...23 kHz Range 2: Mains frequency 50/60 Hz Range 3: Transmitter 32.768 kHz
Sensitivity	Range 1: Radio > 20 µA Range 2: Mains frequency > 7 mA Range 3: Transmitter > 5 µA
Depth range	0.1 m...5 m
Resolution	0.1 m
Precision	Range 1: Radio ± 20 % Range 2: Mains frequency ± 20 % Range 3: Transmitter ± 5 % (> 5 m), ± 20 % (< 5 m)
Power supply	10 x batteries 1.5 V, IEC R6 / AA / Mignon
Operating time	40 hours (for operation with interruptions with alkaline batteries, 20 °C)
Protection degree	IP 67 from lower edge of receiver to lower edge of battery compartment and IP 56 for all parts outside of this description
Dimensions	approx. 99 x 660 x 252 mm
Weight	approx. 2.5 g

Scope of Supply:

- 1 R-3500 receiver
- 1 T-3500 transmitter
- 1 user manual
- 2 test leads
- 2 crocodile clips
- 1 earth stake
- 10 batteries 1.5 V, IEC R6/AA/Mignon
- 6 batteries 1.5 V, IEC R20/D/Mono
- 1 robust carrying case



Accessories:

MLS55-3, tube transmitter for AT-3500



SC-3500, feed current clamp for AT-3500

Ordering Information:

Description	Order No.
AT-3500	3435058
MLS55-3	3435099
SC-3500	3435073



AT-3500

Cable Detector for Location of Cables and Pipes in the Ground

Keep productivity high and operational costs low, with the AT-3500. It's the rugged, economical solution for locating underground energized and de-energized wires, cables and pipes. Great for parking lot and airport lighting applications, it precisely pinpoints buried services, with exceptionally fast sound and meter response. The backlight multiple-segment bar-graph digital display plus audible indicators show and tell. The AT-3500 employs the proven 33 kHz frequency for most locating applications. To avoid lines at utility construction sites, it

also offers the highly sensitive power and radio modes.

Take depth measurements with the press of a button.

Cable locator

NEW



AT-5000

AT-5000 Underground Cable/ Pipe Locator System

Functions

- Localisation and tracing of cables and pipes in the ground
- The new technology enables cables to be located quickly and exactly
- "Navigation compass" to facilitate localisation and tracing of cables or pipes
- Optical and acoustic display

Product Information

- Set consisting of transmitter, receiver and measuring accessories
- VGA colour display
- Different measuring functions enable a high degree of precision:
 - Passive via mains frequency
 - Passive via radio signals
 - Active by means of signal generator
- Manual and automatic sensitivity control
- Numerous active frequencies
- Selectable inductive output
- Locator depth up to 6 m
- Extensive range of accessories available

Product Highlights

- Robust construction for use in bad weather and harsh environments
- Optionally also with sheath fault locator function (accessory A-5000)

AT-5005 Underground cable/ pipe locator system set

similar as AT-5000, however scope of supply also includes frame for the sheath fault locator (A-5000)



AT-5005

Technical Data

Transmitter T-5000	
Transmission power	variable up to 10 W
Frequency	passive: 50, 60, 100 and 120 Hz active: adjustable from 491 Hz to 166 kHz
Power supply	NiMH rechargeable or 6 x batteries, 1.5 V D/LR20 or plug-in power pack (not included in scope of supply)
Operating time	approx. 6-12 hours for continuous operation
Protection degree	IP 54
Dimensions	approx. 279 x 171 x 229 mm
Weight	approx. 3.7 g
Receiver R-5000	
Depth range	max. 6 m
Precision	0...3 m: ± (5 % + 5 cm) 3...6 m: ± 10 %
Power supply	Li ion, rechargeable or 9 x batteries 1.5 V, AA/LR6
Operating time	30 hours (continuous operation)
Protection degree	IP 54
Dimensions	approx. 210 x 337 x 743 mm
Weight	approx. 2.2 g



A-5000

Scope of supply AT-5000/AT-5005:

- 1 R-5000 receiver
- 1 T-5000 transmitter
- 1 A-5000, A-frame (at AT-5005 only)
- 1 user manual
- 1 CK-5000 test leads and earth stake
- 9 batteries 1.5 V, IEC LR6/AA
- 6 batteries 1.5 V, IEC LR20/D
- 1 robust carrying case

Accessories (AT-5000):

M-5000, tube transmitter	Best.-Nr. 3434971
A-5000, A-frame	Best.-Nr. 3434926
EPS-5000, international charging kit	Best.-Nr. 3435020
BT-5000, battery pack for transmitter	Best.-Nr. 3434998
BR-5000, battery pack for receiver	Best.-Nr. 3435012
SC-5000, feed current clamp	Best.-Nr. 3434959

Ordering Information:

Description	Order No.
AT-5000	3434903
AT-5005	3475740
A-5000	3434926
M-5000	3434971
EPS-5000	3435020
BT-5000	3434998
BR-5000	3435012
SC-5000	3434959

AT-5000/AT-5005

Underground Cable/ Pipe Locator System

Buried utilities represent a major challenge to electricians who need to trace and trouble shoot such systems. They also represent a hazard to excavation crews. Improperly performed digging can cause cable or pipe damage resulting in personal injury, costly repairs and penalties. This product is faster and more accurate than what's available on the market today.

Using superior design and powerful software, the AT-5000 offers several new

performance features, establishing them as the new standard for locating and pinpointing faults in the underground systems. Distance sensitive left/right indication guides the user to the exact location of the buried utilities which saves time and effort not available on standard locators.

The signal select and distortion alert provide superior accuracy by visually indicating a clean signal of the traced line, versus "ghost" and "return" path of false

signals coming from the neighboring lines, and keeping the user on the target line.

The core of the AT-5000 utility locating systems is the ergonomically designed handheld receiver. Designed for comfort, the lightweight receiver is balanced for all day use. The receiver's bright color display is complete with intuitive, easily read graphics that can be viewed in all lighting conditions.



AT-2032E Cable locator

Functions

- Targeted locating of cables in walls as well as interruptions and short circuits in cables
- Locating of fuses and assignment to circuits
- Locating of accidentally concealed sockets and distribution boxes
- Locating of interruptions and short circuits in unshielded underfloor heating
- Tracing of metallic water and heating pipes

Product information

- Set consisting of transmitter and receiver in a robust, shock-proof case
- Transmitter signal is indicated optically and acoustically
- Clear, easy-to-follow instruction manual with application examples
- Additional transmitters are available for extension purposes or to distinguish between multiple signals

Product highlights

- All application areas (live or de-energised) are covered without the need for additional devices
- Accurate locating by means of displaying a specified letter on the receiver

US Patent
5418447

DE Patent
4103234

Scope of supply:

- 1 x cable locator receiver
- 1 x cable locator transmitter
- 4 x test leads
- 3 x 9 V battery, IEC 6LR61
- 2 x crocodile clips, red/black
- 2 x test probes
- 1 x carrying case
- 1 x user manual

Technical Data

Display:	LED bar for intensity and 7-segment display on receiver for number or letter indicating the transmitter code
Tracing depth:	0...40 cm
Withstand voltage:	250 V
Measurement category:	CAT II/250 V
Pollution degree:	2
Safety cert.:	EN 61010-1/IEC 61010
Power supply:	1 x 9 V battery, IEC 6LR61 (receiver); 2 x 9 V battery, IEC 6LR61 (transmitter)
Dimensions:	380 x 305 x 90 mm (case)
Weight:	approx. 1.8 kg

Ordering Information:

Description	Order No.
AT-2032E	3390365



ECB50A-FGIS Fuse finder for live circuits

Functions

- Fast and accurate locating of fuses and assignment to circuits
- Locating and tracing of cables in walls

Product information

- Set consisting of transmitter and receiver in robust carrying case
- Transmitter signal displayed optically and acoustically by the receiver
- Transmitter with integrated schuko plug enabling easy connection to the schuko socket
- Simple switching between fuse and cable finder function
- Continuous sensitivity adjustment of receiver

Information:

ECB50A-E with UK plug also available

Technical Data

Display:	2 LEDs and 7-segment display on receiver for letter indicating the code of the transmitter
Tracing depth (fuse finder):	0...10 cm
Tracing depth (cable locator):	0...40 cm
Voltage range:	100...250 V AC (50...60 Hz)
Measurement category:	CAT III/300 V
Pollution degree:	2
Safety cert.:	EN 61010-1/IEC 61010
Power supply:	1 x 9 V battery, IEC 6LR61 (receiver) Mains power supply (transmitter)
Dimensions:	180 x 120 x 45 mm (case)
Weight:	approx. 250 g (set)

Ordering Information:

Description	Order No.
ECB50A-FGIS	3027106
ECB50A-E	3027097

Scope of supply:

- 1 x ECB50A transmitter
- 1 x ECB50A receiver
- 1 x 9 V battery, IEC 6LR61
- 1 x carrying case
- 1 x user manual

Cable tester/Ultrasonic leak detector



LAN-1 LAN Cable Tester

Functions

- Test for wiring faults of LAN cable
- Check Open, Short, Reversed, Crossed and Split Pairs
- Check of shielding

Product information

- Test pin configuration for:
 - 10/100 base -T cable
 - 10 base-2 cable
 - RJ45 modular cables
 - AT&T 258A cable
 - EIA / TIA 568A/568B cables
 - Token Ring Cable
- Test installed cable on wall plate or the patch panels by using the Remote Termination module
- Perform Loopback Test or Remote Test
- Buzzer sound warning for error condition in cable

Scope of supply:

- 1 x LAN-1 Cable tester
- 1 x remote terminator
- 1 x 9 V battery, IEC 6F22
- 1 x RJ45 to female BNC cable
- 1 x RJ45 to male BNC cable
- 1 x RJ45 to RJ45 cable
- 1 x female BNC to female BNC connector
- 1 x users manual

Technical Data

Display	Two sets of LED lights for Source and Test indication
Connector types	RJ45, BNC
Maximum line length	> 300 meters
Power Supply	9 V battery, IEC 6F22
Dimensions	130 x 56 x 38 mm
Weight	1.26 kg

Ordering Information:

Description	Order No.
LAN-1	3052401



TMULD-300 Ultrasonic leak detector kit

Functions

- Pressurised air leaks (HGV pressurised air, braking and suspension systems), leaks in refrigeration, air-conditioning and heating systems, leaks in steam lines etc.
- Automotive leaks, e.g. in windscreens and door seals

Product information

- Kit consisting of ultrasonic leak detector (ULD-300) and ultrasonic transmitter (UT-300) in robust carrying case
- Leaks indicated optically and acoustically

Information:

Sounds above 20 kHz cannot be heard by the human ear. Even the smallest leaks in pressurised air and gas systems cause turbulences, which in turn generate ultrasonic sounds. The ULD-300 detects these sounds and pinpoints the exact location of the leak. The ULD-300 indicates leaks optically (10-stage LED scale) and acoustically (headphones) and features a thumb wheel for setting the device's sensitivity.

Scope of supply:

- 1 x ultrasonic leak detector ULD-300
- 1 x ultrasonic transmitter UT-300
- 1 x headphones
- 1 x extension + parabolic attachment
- 2 x 9 V battery, IEC 6LR61
- 1 x carrying case
- 1 x user manual

Technical Data

ULD-300	35 kHz...45 kHz \pm 6 dB
Power supply	9 V battery, IEC 6LR61 (each device)
Display	LED
Frequency range	
UT-300	40 kHz
Dimensions	
ULD-300	65 x 185 x 25 mm
UT-300	65 x 165 x 25 mm
Weight	
ULD-300	approx. 150 g (incl. Battery)
UT-300	approx. 160 g (incl. Battery)

Ordering Information:

Description	Order No.
TMULD-300	2731543



ULD-300 Ultrasonic leak detector

Functions

- Pressurised air leaks (HGV pressurised air, braking and suspension systems), leaks in refrigeration, air-conditioning and heating systems, leaks in steam lines etc.

Product information

- Leaks indicated optically and acoustically

Technical Data

ULD-300:	35 kHz...45 kHz \pm 6 dB
Power supply:	1 x 9 V battery, IEC 6LR61
Display:	LED
Dimensions	ULD-300: 65 x 185 x 25 mm
Weight	ULD-300: approx. 150 g (incl. battery)

Ordering Information:

Description	Order No.
ULD-300	2734431

Scope of supply:

- 1 x ultrasonic leak detector ULD-300
- 1 x headphones
- 1 x 9 V battery, IEC 6LR61
- 1 x carrying case
- 1 x user manual

Model	AM-220	AM-240	DM7C	DM9C	DM 73C	DM 78C	PM51A	PM55A	HD 160C
Page	11	11	12	12	13	13	14	14	15
Display max. reading	3 1/2-digit, 4000 Digits	3 1/2-digit, 4000 Digits	3 1/2-digit, 1999 Digits	3 1/2-digit, 4000 Digits	3 1/2-digit, 3400 Digits	3 1/2-digit, 3200 Digits	1/2-digit, 4000 Digits	3 1/2-digit, 6000 Digits	4-digit, 9999 Digits
True RMS measurement									
Bargraph									AC
Measurement ranges									
AC voltage	1 mV... 600 V (1.5 % +3D)	1 mV... 600 V (1.5 % +3D)	1 mV... 600 V (1.5 % + 3 D)	1 mV... 600 V (1.3 % + 5 D)	0.001 V... 600 V (1.5% + 8 D)	0.001 V... 600 V (4.0% + 5 D)	0.001 V... 600 V (2.0% + 5 D)	0.001 V... 600 V (1.5% + 5 D)	0.1 mV... 1000 V (1.2 % + 10 D)
Basic accuracy*	40...400 Hz	40...400 Hz	40...400 Hz	50...400 Hz	50...500 Hz	50...60 Hz	50...500 Hz	50...60 Hz	45 Hz...2 kHz
Frequency range	1 mV... 600 V (0.5%+2D)	1 mV... 600 V (0.5%+2D)	1 mV... 600 V (1.2 % + 3 D)	0.1 mV... 600 V (0.8 % + 3 D)	0.1 mV... 600 V (0.5% + 2 D)	0.1 mV... 600 V (2.0% + 2 D)	0.1 mV... 600 V (1.0% + 2 D)	0.001 V... 450 V (0.5% + 3 D)	0.1 mV... 1500 V (0.1% + 5 D)
DC voltage	1 μA... 10 A (1.5%+3D)	1 μA... 10 A (1.5%+3D)	200 mA (2 % + 3 D)	0.01 mA... 15 A (1.5 % + 3 D)	0.01 mA... 15 A (1.5 % + 3 D)			0.1 μA... 2000 μA (1.5% + 3 D)	0.01 μA... 2 A (0.8 % + 4 D)
Basic accuracy*	40 Hz...400 Hz	40 Hz...400 Hz	40 Hz...400 Hz	50...200 Hz	50...200 Hz			50...60 Hz	45 Hz...1 kHz
Frequency range	1 μA... 10 A (1.2%+3D)	1 μA... 10 A (1.2%+3D)		0.01 mA... 15 A (1.5 % + 3 D)	0.01 mA... 15 A (1.5 % + 3 D)			0.1 μA... 2000 μA (1.2% + 3 D)	0.01 μA... 2 A (1.5% + 10 D)
DC current	0.1 Ω... 40 MΩ	0.1 Ω... 40 MΩ	1 Ω... 2 MΩ	0.1 Ω... 40 MΩ	0.1 Ω... 34 MΩ	0.1 Ω... 32 MΩ	0.1 Ω... 40 MΩ	0.1 Ω... 6 MΩ	0.1 Ω... 40 MΩ
Resistance									
Diode and continuity test	40 nF... 4000 μF	40 nF... 4000 μF							0.01 nF... 4000 μF
Capacitance	10 Hz... 10 MHz	10 Hz... 10 MHz							0.01 Hz... 10 MHz
Frequency									
Temperature									
Measurement range selection									
Automatic									
Manual									
Data Hold									
Min/Max value memory									
Peak Hold									
Relative value display									
Data logger/interface									
Auto-Power-Off									
Battery	2 x 1.5 V CAT III/600V	2 x 1.5 V CAT III/600V	1 x 9 V CAT III/600 V	2 x 1.5 V CAT II/600 V	2 x 1.5 V CAT III/300V, CAT II/600V	2 x 1.5 V CAT III/300V, CAT II/600V	1 x 3 V CAT III/300V, CAT II/600V	1 x 3 V CAT III/300V, CAT II/600V	1 x 9 V CAT IV/1000V
Measuring circuit category	Large, easily readable LCD display with backlight	Large, easily readable LCD display with backlight, incl. Temperature probe	Batterytest 1.5 V and 9 V		Compact digital multimeter in card format	Compact digital multimeter in card format	Compact digital multimeter in card format	Compact digital multimeter in card format, Automatic function selection of voltages and resistance, Non-contact voltage detection	Highest safety rating of CAT IV/1000 V Backlight
Special features									

* Basic accuracy refers to the best accuracy in the respective function

Multimeter

Model	5 XP-A	15 XP-B	35 XP-A	30 XR-A	33 XR-A	34 XR-A	37 XR-A	38 XR-A	LCR 55A
Page	15	16	16	17	17	18	18	19	19
Display max. reading	3 1/2-digit, 1999 Digits	3 1/2-digit, 1999 Digits	3 1/2-digit, 3999 Digits	3 1/2-digit, 1999 Digits	3 1/2-digit, 3999 Digits	3 1/2-digit, 3999 Digits	4-digit, 9999 Digits	4-digit, 9999 Digits	3 1/2-digit, 1999 Digits
True RMS measurement						AC	AC	(AC+DC)	
Bargraph									
AC voltage	0.1 mV...750 V (1.5% + 5 D)	0.1 mV...750 V (1.5% + 5 D)	0.1 mV...750 V (1.5% + 5 D)	0.1 mV...600 V (1.5% + 4D)	0.1 mV...750 V (1.5% + 4D)	0.1 mV...750 V (1.2% + 8D)	0.1 mV...750 V (1.2% + 10 D)	0.1 mV...750 V (1.2% + 10 D)	
Basic accuracy*	45...500 Hz	45...500 Hz	45...500 Hz	45 Hz...500 Hz	45 Hz...500 Hz	45 Hz...2 kHz	45 Hz...2 kHz	45 Hz...2 kHz	
Frequency range	0.1 mV...1000 V (1% + 1 D)	0.1 mV...1000 V (0.5% + 1 D)	0.1 mV...1000 V (0.5% + 1 D)	0.1 mV...600 V (1% + 1D)	0.1 mV...1000 V (0.7% + 1D)	0.1 mV...1000 V (0.5% + 1D)	0.1 mV...1000 V (0.1% + 5 D)	0.1 mV...1000 V (0.25% + 5 D)	
DC voltage	0.1 μ A...200 mA (2% + 5 D)	0.1 μ A...2 A (1.5% + 5 D)	0.1 μ A...2 A (1.5% + 5 D)	1 μ A...10 A (2% + 4D)	1 μ A...10 A (1.5% + 4D)	0.1 μ A...10 A (1.5% + 8D)	0.01 μ A...10 A (1.5% + 10 D)	0.1 μ A...10 A (1.5% + 20 D)	
Basic accuracy*	45...500 Hz	45...500 Hz	45...500 Hz	45 Hz...500 Hz	45 Hz...500 Hz	45 Hz...1 kHz	45 Hz...1 kHz	45 Hz...1 kHz	
Frequency range	0.1 μ A...200 mA (1.5% + 5 D)	0.1 μ A...2 A (1.0% + 2 D)	0.1 μ A...2 A (1.0% + 2 D)	0.1 μ A...10 A (2.0% + 3 D)	0.1 μ A...10 A (1% + 1D)	0.1 μ A...10 A (1% + 1D)	0.01 μ A...10 A (0.5% + 10 D)	0.1 μ A...10 A (0.5% + 10 D)	
DC current	0.1 Ω ...20 M Ω	0.1 Ω ...2000 M Ω	0.1 Ω ...40 M Ω	0.1 Ω ...20 M Ω	0.1 Ω ...4 M Ω	0.1 Ω ...40 M Ω	0.1 Ω ...40 M Ω	0.1 Ω ...40 M Ω	0.01 Ω ...20 M Ω
Resistance									
Diode and continuity test									
Capacitance			4,000 nF...4,000 mF		4,000 nF...4,000 mF	4,000 nF...4,000 mF	0.01 nF...400,0 μ F	0.01 nF...400,0 μ F	1 pF...2000 μ F
Frequency			10.00 Hz...1 MHz		10.00 Hz...1 MHz	10.00 Hz...1 MHz	3,000 Hz...10 MHz	3,000 Hz...10 MHz	
Temperature			-20...1000 °C		-20...1000 °C	-20...1000 °C	-20...1300 °C	-20...1300 °C	
Automatic									
Manual									
Data Hold									
Min/Max value memory									
Peak Hold									
Relative value display									
Data logger/interface									
Auto-Power-Off									
Battery	1 x 9 V CAT II/900 V CAT III/600 V	1 x 9 V CAT II/600 V CAT III/1000 V	1 x 9 V CAT II/900 V CAT III/600 V	1 x 9 V CAT II/900 V CAT III/600 V	1 x 9 V CAT II/600 V CAT III/1000 V	1 x 9 V CAT II/600 V CAT III/1000 V	1 x 9 V CAT II/600 V CAT III/1000 V	1 x 9 V CAT II/600 V CAT III/1000 V	1 x 9 V
Measuring circuit category	Non-contact voltage detection (NCV), Battery test 1.5 V/9 V, Magnetic holder (MagneGrip™)	Logic test function (TTL), Non-contact voltage detection (NCV), Magnetic holder (MagneGrip™)	Non-contact voltage detection (NCV), Magnetic holder (MagneGrip™)	Non-contact voltage detection 1.5 V/9 V, Magnetic holder (MagneGrip™)	Magnetic holder (MagneGrip™)	Backlight, Duty cycle function, Magnetic holder (MagneGrip™)	Inductance measurement, Audible warning signal in case of wrong jack assignment, Logic test (MagneGrip™)	Current loop measurement (4...20 mA), Software available as an option, Magnetic holder (MagneGrip™), Backlight	Measurement of inductance (1 μ H...200 H), Transistor test, Diode test
Special features									

* Basic accuracy refers to the best accuracy in the respective function



AM-220 Full-featured digital multimeter

Functions

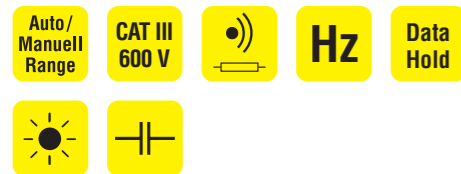
- Voltage, current and resistance measurement
- Capacitance and frequency measurement
- Diode and acoustic continuity test

Product information

- Automatic and manual range selection
- Integrated measurement memory (data hold)
- MIN/MAX data hold
- Relative measurement
- Auto power-off

Product highlights

- Large, easily readable LCD display with backlight



Scope of supply:
 1 x AM-220
 2 x test leads
 2 x 1.5 V battery, IEC LR6
 1 x user manual



Accessories:

Carrying case VC30A



Test lead set TL245A

Technical Data

Display: LCD, 3 1/2-digit, 4000 digits
 Measurement ranges
 AC voltage: 1 mV...600 V
 Basic accuracy: ±(1.5% rdg. + 3 digits)
 Frequency range: 40...400 Hz
 DC voltage: 1 mV...600 V
 Basic accuracy: ±(0.5% rdg. + 2 digits)
 Input resistance: 10 MΩ
 Current AC: 1 μA...10 A
 Basic accuracy: ±(1.5% rdg. + 3 digits)
 Frequency range: 40...400 Hz
 Current DC: 1 μA...10 A
 Basic accuracy: ±(1.2% rdg. + 3 digits)
 Resistance: 0.1 Ω...40 MΩ
 Basic accuracy: ±(1% rdg. + 2 digits)
 Continuity: R < 50 Ω
 Frequency: 10.00 Hz...10 MHz
 Basic accuracy: ±(0.1% rdg. + 5 digits)
 Capacitance: 40.00 nF...4000 μF
 Basic accuracy: ±(2.5% rdg. + 5 digits)
 Pollution degree: 2
 Measurement category: CAT III/600 V
 Safety cert.: EN 61010, IEC 61010
 Power supply: 2 x 1.5 V battery, IEC LR6
 Dimensions: 156 x 86 x 38 mm
 Weight: approx. 260 g (incl. battery)

Ordering Information:

Description	Order No.
AM-220	2730925
VC30A	3068280
TL245A	3034444



AM-240 Cost-effective multimeter with temperature function

Functions

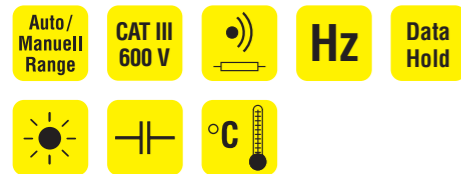
- Voltage, current and resistance measurement
- Capacitance and frequency measurement
- Diode and acoustic continuity test
- Temperature measurement

Product information

- Automatic and manual range selection
- Integrated measurement memory (data hold)
- MIN/MAX data hold
- Relative measurement
- Auto power-off

Product highlights

- Large, easily readable LCD display with backlight



Scope of supply:
 1 x AM-240
 2 x test leads
 2 x 1.5 V battery, IEC LR6
 1 x temperature probe
 1 x user manual



Accessories:

Carrying case VC30A



Test lead set TL245A

Technical Data

Display: 3 1/2-digit, LCD, 4000 digits
 Measurement ranges
 AC voltage: 1 mV...600 V
 Basic accuracy: ±(1,5% rdg. + 3 digits)
 Frequency range: 40...400 Hz
 DC voltage: 1 mV...600 V
 Basic accuracy: ±(0,5% rdg. + 2 digits)
 Input resistance: 10 MΩ
 Current AC: 1 μA...10 A
 Basic accuracy: ±(1,5% rdg. + 3 digits)
 Frequency range: 40...400 Hz
 Current DC: 1 μA...10 A
 Basic accuracy: ±(1,2% rdg. + 3 digits)
 Resistance: 0,1 Ω...40 MΩ
 Basic accuracy: ±(1 % rdg. + 2 digits)
 Continuity: R < 50 Ω
 Frequency: 10,00 Hz...10 MHz
 Basic accuracy: ±(0,1% rdg. + 5 digits)
 Capacitance: 40,00 nF...4000 μF
 Basic accuracy: ±(2,5% rdg. + 5 digits)
 Temperature measurement: -50°C...750°C
 Basic accuracy: ±(1,5% +2°C)
 Pollution degree: 2
 Measurement category: CAT III/600V
 Safety cert.: EN 61010, IEC 61010
 Power supply: 2 x battery 1,5 V, IEC LR6
 Dimensions: 156 x 86 x 38 mm
 Weight: approx. 260 g (incl. battery)

Ordering Information:

Description	Order No.
AM-240	2730933
VC30A	3068280
TL245A	3034444

Multimeter

Manual
RangeCAT II
600 V

DM7C Compact digital multimeter

Functions

- Voltage, current and resistance measurement
- Diode and acoustic continuity test
- 1.5 V and 9 V battery test

Product information

- Manual range selection
- Shock-proof and impact-resistant thanks to standard protective holster

Technical Data

Display:	LCD, 3 $\frac{1}{2}$ -digit, 1999 digits
Measurement ranges	
AC voltage:	1 mV...600 V
Tolerance:	$\pm(1.5\% \text{ rdg.} + 3 \text{ digits})$
DC voltage:	1 mV...600 V
Tolerance:	$\pm(1.2\% \text{ rdg.} + 3 \text{ digits})$
Input resistance:	460 k Ω
Current DC:	200 mA
Tolerance:	$\pm(2\% \text{ rdg.} + 3 \text{ digits})$
Resistance:	1 Ω ...2 M Ω
Tolerance:	$\pm(1.5\% \text{ rdg.} + 3 \text{ digits})$
Voltage (AC):	50...1000 Hz
Pollution degree:	2
Measurement category:	CAT II/600 V
Safety cert.:	EN 61010, IEC 61010
Power supply:	1 x 9 V battery, IEC 6LR61
Dimensions:	170 x 85 x 50 mm
Weight:	410 g

Scope of supply:

- 1 x DM7C
- 1 x holster
- 2 x test leads
- 1 x 9 V battery, IEC 6LR61
- 1 x user manual



Accessories:

Carrying case VC20A



Test lead set TL245A

Ordering Information:

Description	Order No.
DM7C	2727756
TL245A	3034444

Auto
RangeCAT II
600 V

DM9C Compact digital multimeter

Functions

- Voltage, current and resistance measurement
- Diode and acoustic continuity test

Product information

- Automatic range selection
- Shock-proof and impact-resistant thanks to standard protective holster
- Auto power-off

Technical Data

Display:	LCD, 3 $\frac{3}{4}$ -digit, 4000 digits
Measurement ranges	
AC voltage:	1 mV...600 V
Tolerance:	$\pm(1.3\% \text{ rdg.} + 5 \text{ digits})$
DC voltage:	0.1...600 V
Tolerance:	$\pm(0.8\% \text{ rdg.} + 3 \text{ digits})$
Input resistance:	10 M Ω
Current AC:	0.01 mA...10 A/15 A (30 s)
Tolerance:	$\pm(1.5\% \text{ rdg.} + 3 \text{ digits})$
Current DC:	0.01 mA...10 A/15 A (30 s)
Tolerance:	$\pm(1.5\% \text{ rdg.} + 3 \text{ digits})$
Resistance:	0.1 Ω ...40 M Ω
Tolerance:	$\pm(1.5\% \text{ rdg.} + 3 \text{ digits})$
Frequency range for	
Current (AC):	50...200 Hz
Voltage (AC):	50...400 Hz
Pollution degree:	2
Measurement category:	CAT II/600 V
Safety cert.:	EN 61010, IEC 61010
Power supply:	2 x 1.5 V battery, IEC LR03
Dimensions:	170 x 85 x 50 mm
Weight:	410 g

Scope of supply:

- 1 x DM9C
- 1 x protective holster
- 2 x test leads
- 1 x 9 V battery, IEC 6LR61
- 1 x user manual



Accessories:

Carrying case VC20A



Test lead set TL245A

Ordering Information:

Description	Order No.
DM9C	2727763
TL245A	3034444



DM73C Pen-design digital multimeter

Functions

- Voltage and resistance measurement
- Diode and acoustic continuity test

Product information

- Automatic range selection
- Integrated measurement memory (data hold)
- Additional bar graph display
- Auto power-off

Product highlights

- Compact multimeter in pen design

Technical Data

Display: LCD, 3¹/₂-digit, 3400 digits
 Measurement ranges
 AC voltage: 0.001...600 V
 Basic accuracy: ±(1.5% rdg. + 8 digits)
 Frequency range: 50...500 Hz
 DC voltage: 0.1...600 V
 Basic accuracy: ±(0.5% rdg. + 2 digits)
 Input resistance: 10 MΩ
 Resistance: 0.1 Ω...34 MΩ
 Basic accuracy: ±(1.0% rdg. + 4 digits)
 Continuity: R < 35 Ω
 Pollution degree: 2
 Measurement category: CAT III/300V, CAT II/600V
 Safety cert.: EN 61010, IEC 61010
 Power supply: 2 x 1.5 V battery, IEC LR44
 Dimensions: 198 x 29 x 35 mm
 Weight: approx. 150 g (incl. battery)



Scope of supply:

- 1 x DM73C
- 1 x test lead
- 1 x crocodile clip
- 1 x test probe
- 2 x 1.5 V battery, IEC LR44
- 1 x user manual



Accessories:

- Carrying case VC30A

Ordering Information:

Description	Order No.
DM73C	2727739
VC30A	3068280



DM78C Pocket multimeter in protective case

Functions

- Voltage and resistance measurement
- Diode and acoustic continuity test

Product information

- Automatic and manual range selection
- Integrated measurement memory (data hold)
- Additional bar graph display
- With fixed test leads in own protective case
- Auto power-off

Product highlights

- Digital multimeter in handy, pocket-sized case

Technical Data

Display: LCD, 3¹/₂-digit, 3200 digits
 Measurement ranges
 AC voltage: 0.001...600 V
 Basic accuracy: ±(4.0% rdg. + 5 digits)
 Frequency range: 50...60 Hz
 DC voltage: 0.1...600 V
 Basic accuracy: ±(2.0% rdg. + 2 digits)
 Input resistance: 10 MΩ
 Resistance: 0.1 Ω...32 MΩ
 Basic accuracy: ±(2.0% rdg. + 4 digits)
 Continuity: R < 35 Ω
 Pollution degree: 2
 Measurement category: CAT III/300 V, CAT II/600 V
 Safety cert.: EN 61010, IEC 61010
 Power supply: 2 x 1.5 V battery, IEC LR44
 Dimensions: 130 x 77 x 18 mm
 Weight: approx. 120 g (incl. battery)



Scope of supply:

- 1 x DM78C
- 2 x 1.5 V battery, IEC LR44
- 1 x user manual

Ordering Information:

Description	Order No.
DM78C	3156830

Multimeter



PM51A Pocket multimeter with frequency and capacitance measurement

Functions

- AC/DC voltage measurement
- Resistance measurement
- Diode and acoustic continuity test
- Capacitance and frequency measurement

Product information

- Automatic range selection
- Integrated measurement memory (data hold)
- Fixed test leads
- Auto power-off

Product highlights

- Compact digital multimeter in card format
- Large, clear display

Technical Data

Display:	LCD, 3 $\frac{1}{2}$ -digit, 4000 digits
Measurement ranges	
AC voltage:	0.001...600 V
Basic accuracy:	$\pm(2.0\% \text{ rdg.} + 5 \text{ digits})$
Frequency range:	50...500 Hz
DC voltage:	0.1...600 V
Basic accuracy:	$\pm(1.0\% \text{ rdg.} + 2 \text{ digits})$
Input resistance:	10 M Ω
Resistance:	0.1 Ω ...40 M Ω
Basic accuracy:	$\pm(1.5\% \text{ rdg.} + 6 \text{ digits})$
Continuity:	R < 65 Ω
Frequency:	5 Hz...1 MHz
Basic accuracy:	$\pm(0.5\% \text{ rdg.} + 4 \text{ digits})$
Capacitance:	0.1 nF...3000 μ F
Basic accuracy:	$\pm(3.5\% \text{ rdg.} + 6 \text{ digits})$
Pollution degree:	2
Measurement category:	CAT III/300V, CAT II/600V
Safety cert.:	EN 61010, IEC 61010
Power supply:	1 x 3 V battery, IEC CR2032
Dimensions:	113 x 53 x 10 mm
Weight:	approx. 78 g (incl. battery)

Scope of supply:

1 x PM51A
1 x 3 V battery, IEC CR2032
1 x user manual



Accessories:

Carrying case VC3A

Ordering Information:

Description	Order No.
PM51A	2727700
VC3A	3099130



PM55A Pocket multimeter with non-contact voltage detection (VolTect™) and auto function selection (AutoTect™)

Functions

- Voltage and resistance measurement
- Diode and acoustic continuity test
- Voltage measurement (AC/DC μ A range)
- Capacitance and frequency measurement
- Non-contact voltage detection (VolTect™)

Product information

- Automatic range selection
- Integrated measurement memory (data hold)
- Includes rubber holster and auto power-off function

Product highlights

- Compact digital multimeter in card format
- Large, clear display
- Automatic function selection of voltage and resistance (AutoTect™)

Technical Data

Display:	LCD, 3 $\frac{1}{2}$ -digit, 6000 digits
Measurement ranges	
AC voltage:	0.001...600 V
Basic accuracy:	$\pm(1.5\% \text{ rdg.} + 5 \text{ digits})$
Frequency range:	50...60 Hz
DC voltage:	0.001...450 V
Basic accuracy:	$\pm(0.5\% \text{ rdg.} + 3 \text{ digits})$
Current AC:	0.1 μ A...2000 μ A
Basic accuracy:	$\pm(1.5\% \text{ rdg.} + 3 \text{ digits})$
Frequency range:	50...60 Hz
Current DC:	0.1...2000 μ A
Basic accuracy:	$\pm(1.2\% \text{ rdg.} + 3 \text{ digits})$
Resistance:	0.1 Ω ...6.000 M Ω
Basic accuracy:	$\pm(1.2\% \text{ rdg.} + 6 \text{ digits})$
Continuity:	R < 175 Ω
Frequency:	10 Hz...30.00 kHz
Basic accuracy:	$\pm(0.5\% \text{ rdg.} + 4 \text{ digits})$
Capacitance:	0.1 nF...100.0 μ F
Basic accuracy:	$\pm(3.5\% \text{ rdg.} + 6 \text{ digits})$
Pollution degree:	2
Measurement category:	CAT III/300V, CAT II/600V
Safety cert.:	EN 61010, IEC 61010
Power supply:	1 x 3 V battery, IEC CR2032
Dimensions:	113 x 53 x 10 mm
Weight:	approx. 78 g (incl. battery)

Scope of supply:

1 x PM55A
1 x 3 V battery, IEC CR2032
1 x carrying case
1 x user manual



Accessories:

Carrying case VC3A

Ordering Information:

Description	Order No.
PM55A	2727721
VC3A	3099130



HD160C Heavy-duty digital multimeter (TRMS)

Functions

- Voltage, current and resistance measurement
- Diode and acoustic continuity test
- Capacitance and frequency measurement
- Temperature measurement

Product information

- Automatic and manual range selection
- Integrated measurement memory (data hold)
- MIN/MAX, relative and average value measurement
- Backlight
- Shock-proof and impact-resistant thanks to standard protective holster
- Auto power-off

Product highlights

- True RMS measurement (TRMS)
- Highest safety rating of CAT IV/1000 V
- High voltages (1000 V AC and 1500 V DC)
- Protection category: IP67

Auto/Manual Range CAT IV 1000 V Data Hold Hz True RMS IP 67

Scope of supply:

- 1 x HD160C
- 2 x test leads
- 1 x magnetic holster
- 1 x temperature probe
- 1 x 9 V battery, IEC 6LR61
- 1 x user manual



Accessories:

Test lead set TL245A



Carrying case VC221B

Technical Data

Display: LCD, 4-digit, 9999 digits
 Measurement ranges
 AC voltage: 0.1 mV...1000 V
 Basic accuracy: ±(1.2% rdg. + 10 digits)
 Frequency range: 45 Hz...2 kHz
 DC voltage: 0.1 mV...1500 V
 Basic accuracy: ±(0.1% rdg. + 5 digits)
 Input resistance: 10 MΩ
 Current AC: 0.01 μA...2 A
 Basic accuracy: ±(0.8% rdg. + 4 digits)
 Frequency range: 45 Hz...1 kHz
 Current DC: 0.01 μA...2 A
 Basic accuracy: ±(1.5% rdg. + 10 digits)
 Resistance: 0.1 Ω...40 MΩ
 Basic accuracy: ±(1.0% rdg. + 10 digits)
 Continuity: R < 40 Ω
 Frequency measurement: 0.01 Hz...10 MHz
 Basic accuracy: ±(0.1% rdg. + 5 digits)
 Capacitance measurement: 0.01 nF...400.0 μF
 Basic accuracy: ±(3.0% rdg. + 10 digits)
 Temperature: -20°C...1300°C
 Basic accuracy: ±(1.0% rdg. + 3°C)
 Pollution degree: 2
 Measurement category: CAT IV/1000 V
 Safety cert.: EN 61010, IEC 61010
 Power supply: 1 x 9 V battery, IEC 6LR61
 Dimensions: 200 x 102 x 59 mm
 Weight: approx. 642 g (incl. battery)

Ordering Information:

Description	Order No.
HD160C	2670787
TL245A	3034444
VC221B	3068271



5XP-A Digital multimeter with non-contact voltage detection

Functions

- Voltage, current and resistance measurement
- Diode and acoustic continuity test

Product information

- Manual range selection
- Integrated measurement memory (data hold) and MIN/MAX hold
- Shock-proof and impact-resistant thanks to standard protective holster

Product highlights

- Non-contact voltage detection (NCV)
- Magnetic holster (Magne-Grip™)
- 1.5 V and 9 V battery test

Manual Range CAT III 300 V non contact Data Hold min/max Battery Test

Scope of supply:

- 1 x 5XP-A
- 2 x test leads
- 1 x magnetic holster
- 1 x 9 V battery, IEC 6LR61
- 1 x user manual



Accessories:

Carrying case VC30A



Test lead set TL245A

Technical Data

Display: LCD, 3 1/2-digit, 1999 digits
 Measurement ranges
 AC voltage: 0.1 mV...750 V
 Basic accuracy: ±(1.5% rdg. + 5 digits)
 Frequency range: 45...500Hz
 DC voltage: 0.1 mV...1000 V
 Basic accuracy: ±(1% rdg. + 1 digit)
 Current AC: 0.1 μA...200 mA
 Basic accuracy: ±(2% rdg. + 5 digits)
 Frequency range: 45...500 Hz
 Current DC: 0.1 μA...200 mA
 Basic accuracy: ±(1.5% rdg. + 1 digit)
 Resistance: 0.1 Ω...20 MΩ
 Basic accuracy: ±(1% rdg. + 4 digits)
 Continuity: R < 75 Ω
 Pollution degree: 2
 Measurement category: CAT III/300V, CAT II/600V
 Safety cert.: EN 61010, IEC 61010
 Power supply: 1 x 9 V battery, IEC 6LR61
 Dimensions: 155 x 72 x 32 mm
 Weight: approx. 210 g (incl. battery)

Ordering Information:

Description	Order No.
5XP-A	2727851
VC30A	3068280
TL245A	3034444

Multimeter



15XP-B Digital multimeter with non-contact voltage detection and logic test

Functions

- Voltage, current and resistance measurement
- Diode and acoustic continuity test
- Logic test function (TTL)

Product information

- Automatic and manual range selection
- Integrated measurement memory (data hold)
- Shock-proof and impact-resistant thanks to standard protective holster
- Auto power-off

Product highlights

- Non-contact voltage detection (NCV)
- Magnetic holster (Magne-Grip™)

Technical Data

Display:	LCD, 3 1/2-digit, 1999 Digits
Measurement ranges	
AC voltage:	0.1 mV...750 V
Basic accuracy:	±(1.5% rdg. + 5 digits)
Frequency range:	45...500 Hz
DC voltage:	0.1 mV...1000 V
Basic accuracy:	±(0.5% rdg. + 1 digit)
Current AC:	1 µA...2 A
Basic accuracy:	±(1.5% rdg. + 5 digits)
Frequency range:	45...500Hz
Current DC:	1 µA...2 A
Basic accuracy:	±(1.2% rdg. + 3 digits)
Resistance:	0.1 Ω...2000 MΩ
Basic accuracy:	±(1% rdg. + 4 digits)
Continuity:	R < 25 Ω
Pollution degree:	2
Measurement category:	CAT III/600V, CAT II/1000V
Safety cert.:	EN 61010, IEC 61010
Power supply:	1 x 9 V battery, IEC 6LR61
Dimensions:	155 x 72 x 32 mm
Weight:	approx. 210 g (incl. battery)

Scope of supply:

- 1 x 15XP-B
- 2 x test leads
- 1 x magnetic holster
- 1 x 9 V battery, IEC 6LR61
- 1 x user manual



Accessories:

Carrying case VC30A



Test lead set TL245A

Ordering Information:

Description	Order No.
15XP-B	3534088
VC30A	3068280
TL245A	3034444



35XP-A Compact digital multimeter

Functions

- Voltage, current and resistance measurement
- Capacitance and frequency measurement
- Diode and acoustic continuity test
- Temperature measurement
- Measurement of ionisation currents in heating systems

Product information

- Automatic and manual range selection
- Integrated measurement memory (data hold)
- Shock-proof and impact-resistant thanks to standard protective holster
- Auto power-off

Product highlights

- Non-contact voltage detection (NCV)
- Magnetic holster (Magne-Grip™)

Technical Data

Display:	LCD, 3 1/2-digit, 3999 digits
Measurement ranges	
AC voltage:	0.1 mV...750 V
Basic accuracy:	±(1.5% rdg. + 5 digits)
Frequency range:	45...500Hz
DC voltage:	0.1 mV...1000 V
Basic accuracy:	±(0.5% rdg. + 1 digit)
Current AC:	0.1 µA...2 A
Basic accuracy:	±(1.5% rdg. + 5 digits)
Frequency range:	45...500Hz
Current DC:	0.1 µA...2 A
Basic accuracy:	±(1.0% rdg. + 2 digits)
Resistance:	0.1 Ω...40 MΩ
Basic accuracy:	±(1% rdg. + 4 digits)
Continuity:	R < 25 Ω
Frequency:	10.00 Hz...1 MHz
Basic accuracy:	±(0.1% rdg. + 3 digits)
Capacitance:	4.000 nF...4.000 mF
Basic accuracy:	±(5% rdg. + 30 digits)
Temperature measurement:	-20°C...1000°C
Basic accuracy:	±(2.0% +4°C)
Pollution degree:	2
Measurement category:	CAT III/300V, CAT II/600V
Safety cert.:	EN 61010, IEC 61010
Power supply:	1 x 9 V battery, IEC 6LR61
Dimensions:	155 x 72 x 32 mm
Weight:	approx. 210 g (incl. battery)

Scope of supply:

- 1 x 35XP-A
- 2 x test leads
- 1 x flexible wire probe (0...200°C)
- 1 x type "K" probe adapter
- 1 x magnetic holster
- 1 x 9 V battery, IEC 6LR61
- 1 x user manual



Accessories:

Carrying case VC30A



Test lead set TL245A

Ordering Information:

Description	Order No.
35XP-A	2727849
VC30A	3068280
TL245A	3034444



30XR-A Professional multimeter with non-contact voltage detection

Functions

- Voltage, current and resistance measurement
- Diode and acoustic continuity test
- 1.5 V and 9 V battery test

Product information

- Manual range selection
- Integrated measurement memory (data hold)
- MIN/MAX data hold

Product highlights

- Non-contact voltage detection (NVC)
- Magnetic holster (Magne-Grip™)



Technical Data

Display: LCD, 3 1/2-digit, 1999 digits
 Measurement ranges
 AC voltage: 0.1 mV...600 V
 Basic accuracy: ±(1.5% rdg. + 4 digits)
 Frequency range: 45...500Hz
 DC voltage: 0.1...600 V
 Basic accuracy: ±(1% rdg. + 1 digit)
 Input resistance: 10 MΩ
 Current AC: 0.1 μA...10 A
 Basic accuracy: ±(2% rdg. + 4 digits)
 Frequency range: 45...500Hz
 Current DC: 0.1 μA...10 A
 Basic accuracy: ±(2.0% rdg. + 3 digits)
 Resistance: 0.1 Ω...20 MΩ
 Basic accuracy: ±(1% rdg. + 4 digits)
 Continuity: R < 75 Ω
 Pollution degree: 2
 Measurement category: CAT III/300V, CAT II/600V
 Safety cert.: EN 61010, IEC 61010
 Power supply: 1 x 9 V battery, IEC 6LR61
 Dimensions: 196 x 92 x 60 mm
 Weight: approx. 426 g (incl. battery)

Scope of supply:

- 1 x 30XR-A
- 2 x test leads
- 1 x magnetic holster
- 1 x 9 V battery, IEC 6LR61
- 1 x user manual



Accessories:

Carrying case big, VC221B



Test lead set TL245A

Ordering Information:

Description	Order No.
30XR-A	2727774
VC221B	3068271
TL245A	3034444



33XR-A Professional multimeter with temperature measurement

Functions

- Voltage, current and resistance measurement
- Capacitance and frequency measurement
- Diode and acoustic continuity test
- Temperature measurement

Product information

- Manual range selection
- Integrated measurement memory (data hold)
- MIN/MAX, relative and peak value measurement
- Additional bar graph display (41 segments)
- Shock-proof and impact-resistant thanks to standard protective holster
- Auto power-off

Product highlights

- Magnetic holster (Magne-Grip™)



Technical Data

Display: LCD, 3 1/2-digit, 3999 digits
 Measurement ranges
 AC voltage: 0.1 mV...750 V
 Basic accuracy: ±(1.5% rdg. + 4 digits)
 Frequency range: 45...500 Hz
 DC voltage: 0.1 mV...1000 V
 Basic accuracy: ±(0.7% rdg. + 1 digit)
 Input resistance: 10 MΩ
 Current AC: 0.1 μA...10 A
 Basic accuracy: ±(1.5% rdg. + 4 digits)
 Frequency range: 45...500 Hz
 Current DC: 0.1 μA...10 A
 Basic accuracy: ±(1.0% rdg. + 1 digit)
 Resistance: 0.1 Ω...4 MΩ
 Basic accuracy: ±(1% rdg. + 4 digits)
 Continuity: R < 35 Ω
 Frequency measurement: 10.00 Hz...1 MHz
 Basic accuracy: ±(0.1% rdg. + 3 digits)
 Capacitance measurement: 4.000 nF...4.000 mF
 Basic accuracy: ±(5% rdg. + 10 digits)
 Temperature measurement: -20°C...1000°C
 Basic accuracy: ±(2.0% +4°C)
 Pollution degree: 2
 Measurement category: CAT III/600V, CAT II/1000V
 Safety cert.: EN 61010, IEC 61010
 Power supply: 1 x 9 V battery, IEC 6LR61
 Dimensions: 196 x 92 x 60 mm
 Weight: approx. 400 g (incl. battery)

Scope of supply:

- 1 x 33XR-A
- 2 x test leads
- 1 x magnetic holster
- 1 x temperature adapter
- 1 x temperature probe (0...200°C)
- 1 x 9 V battery, IEC 6LR61
- 1 x user manual



Accessories:

Carrying case big, VC221B



Test lead set TL245A

Ordering Information:

Description	Order No.
33XR-A	2727788
VC221B	3068271
TL245A	3034444

Multimeter



Scope of supply:

- 1 x 34XR-A
- 2 x test leads
- 1 x magnetic holster
- 1 x temperature adapter
- 1 x temperature probe (0...200°C)
- 1 x 9 V battery, IEC 6LR61
- 1 x user manual

34XR-A Professional TRMS multimeter with temperature measurement and backlight

Functions

- Voltage, current and resistance measurement
- Capacitance and frequency measurement
- Diode and acoustic continuity test
- Temperature measurement

Product information

- Automatic and manual range selection
- Integrated measurement memory (data hold)
- MIN/MAX, relative and peak value measurement
- Additional bar graph display (41 segments)
- Backlight
- Shock-proof and impact-resistant thanks to standard protective holster
- Auto power-off

Product highlights

- True RMS measurement (TRMS)
- Magnetic holster (Magne-Grip™)
- Duty cycle function

Ordering Information:

Description	Order No.
34XR-A	2727795
VC221B (Carrying case)	3068271
TL245A (Test lead set)	3034444

Technical Data

Display:	LCD, 3 ¹ / ₂ -digit, 3999 digits
Measurement ranges	
AC voltage:	0.1 mV...750 V
Basic accuracy:	±(1.2% rdg. + 8 digits)
Frequency range:	45 Hz...2 kHz
DC voltage:	0.1 mV...1000 V
Basic accuracy:	±(0.5% rdg. + 1 digit)
Input resistance:	10 MΩ
Current AC:	0.1 μA...10 A
Basic accuracy:	±(1.5% rdg. + 8 digits)
Frequency range:	45...1 kHz
Current DC:	0.1 μA...10 A
Basic accuracy:	±(1.0% rdg. + 1 digit)
Resistance:	0.1 Ω...40 MΩ
Basic accuracy:	±(1% rdg. + 4 digits)
Continuity:	R < 35 Ω
Duty cycle:	0...90%
Accuracy:	(5 V logic)
	±(2.0% rdg. + 5 digits)
Frequency:	10.00 Hz...1 MHz
Basic accuracy:	±(0.1% rdg. + 3 digits)
Capacitance:	4.000 nF...4.000 mF
Basic accuracy:	±(5% rdg. + 10 digits)
Temperature:	-20°C...1000°C
Basic accuracy:	±(2.0% +4°C)
Pollution degree:	2
Measurement category:	CAT III/600V, CAT II/1000V
Safety cert.:	EN 61010, IEC 61010
Power supply:	1 x 9 V battery, IEC 6LR61
Dimensions:	196 x 92 x 60 mm
Weight:	approx. 400 g (incl. battery)



Scope of supply:

- 1 x 37XR-A
- 2 x test leads
- 1 x magnetic holster
- 1 x 9 V battery, IEC 6LR61
- 1 x user manual

37XR-A Professional TRMS multimeter with component and logic test

Functions

- Voltage, current and resistance measurement
- Capacitance and frequency measurement
- Diode and acoustic continuity test
- Inductance measurement
- Attenuation measurement (dBm)

Product information

- Automatic and manual range selection
- Integrated measurement memory (data hold)
- MIN/MAX, relative and peak value measurement
- Additional bar graph display (41 segments)
- Backlight
- Shock-proof and impact-resistant thanks to standard protective holster
- Auto power-off

Product highlights

- True RMS measurement (TRMS)
- Acoustic warning signal and display message in case of incorrect jack connections
- Magnetic holster (Magne-Grip™)
- Duty cycle function
- Logic test function (TTL, CMOS)

Ordering Information:

Description	Order No.
37XR-A	2727808
VC221B (Carrying case)	3068271
TL245A (Test lead set)	3034444

Technical Data

Display:	LCD, 4-digit, 9999 digits
Measurement ranges	
AC voltage:	0.1 mV...750 V
Basic accuracy:	±(1.2% rdg. + 10 digits)
Frequency range:	45 Hz...2 kHz
DC voltage:	0.1 mV...1000 V
Basic accuracy:	±(0.1% rdg. + 5 digits)
Input resistance:	10 MΩ
Current AC:	0.01 μA...10 A
Basic accuracy:	±(1.5% rdg. + 10 digits)
Frequency range:	45 Hz...1 kHz
Current DC:	0.01 μA...10 A
Basic accuracy:	±(0.5% rdg. + 10 digits)
Resistance:	0.1 Ω...40 MΩ
Basic accuracy:	±(0.5% rdg. + 8 digits)
Continuity:	R < 40 Ω
Duty cycle:	0...90%
Accuracy:	(5 V logic)
	±(2.0% rdg. + 20 digits)
Frequency:	3.00 Hz...10 MHz
Basic accuracy:	±(0.1% rdg. + 5 digits)
Capacitance:	0.01 nF...400.0 μF
Basic accuracy:	±(3.0% rdg. + 10 digits)
Inductance:	1 μH...40.00 H
Basic accuracy:	±(5.0% rdg. + 30 digits)
Attenuation:	-13 dBm...+50 dBm
Basic accuracy:	±(0.7 dB + 8 digits)
Pollution degree:	2
Measurement category:	CAT III/600V, CAT II/1000V
Safety cert.:	EN 61010, IEC 61010
Power supply:	1 x 9 V battery, IEC 6LR61
Dimensions:	196 x 92 x 60 mm
Weight:	approx. 482 g (incl. battery)



38XR-A Professional TRMS (AC+DC) multimeter with PC interface

Functions

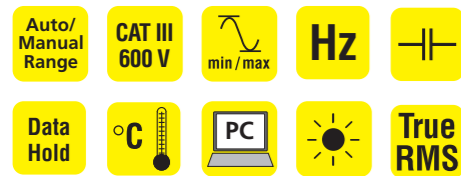
- Voltage, current and resistance measurement
- Capacitance and frequency measurement
- Diode and acoustic continuity test
- Attenuation measurement (dBm)
- Temperature measurement

Product information

- Automatic and manual range selection
- Integrated measurement memory (data hold)
- MIN/MAX, relative and peak value measurement
- Additional bar graph display (41 segments)
- Backlight
- Shock-proof and impact-resistant thanks to standard protective holster
- Auto power-off

Product highlights

- AC+DC true RMS measurement (TRMS)
- Magnetic holster (Magne-Grip™)
- Duty cycle function
- RS-232 interface for PC connection (optional „38SW-A“ software available)
- Current loop measurement: 4...20 mA



Scope of supply:

- 1 x 38XR-A
- 2 x test leads
- 1 x temperature probe (0...200°C)
- 1 x magnetic holster
- 1 x temperature adapter
- 1 x 9 V battery, IEC 6LR61
- 1 x user manual

Ordering Information:

Description	Order No.
38XR-A	2727824
38SW-A (Software and RS232-cable)	2727813
VC221B (Carrying case)	3068271
TL245A (Test lead set)	3034444

Technical Data

Display:	LCD, 4-digit, 9999 digits
Measurement ranges	
AC voltage:	0.1 mV...750 V
Basic accuracy:	±(1.2% rdg. + 10 digits)
Frequency range:	45 Hz...2 kHz
DC voltage:	0.1 mV...1000 V
Basic accuracy:	±(0.25% rdg. + 5 digits)
Input resistance:	10 MΩ
Current AC:	0.1 μA...10 A
Basic accuracy:	±(1.5% rdg. + 20 digits)
Frequency range:	45 Hz...1 kHz
Current DC:	0.1 μA...10 A
Basic accuracy:	±(0.5% rdg. + 10 digits)
Resistance:	0.1 Ω...40 MΩ
Basic accuracy:	±(0.5% rdg. + 8 digits)
Continuity:	R < 40 Ω
Frequency:	3.00 Hz...10 MHz
Basic accuracy:	±(0.1% rdg. + 5 digits)
Capacitance:	0.01 nF...400.0 μF
Basic accuracy:	±(3.0% rdg. + 10 digits)
Temperature:	-20°C...1300°C
Basic accuracy:	±(1.0% rdg. + 3°C)
Current loop measurement:	4...20 mA ± 0...100%
Basic accuracy:	±(0.5% + 5 digits)
Attenuation:	-13 dBm...+50 dBm
Basic accuracy:	±(0.7 dB + 8 digits)
Pollution degree:	2
Measurement category:	CAT IV/600 V, CAT III/1000 V
Safety cert.:	EN 61010, IEC 61010
Power supply:	1 x 9 V battery, IEC 6LR61
Dimensions:	196 x 92 x 60 mm
Weight:	approx. 492 g (incl. battery)



LCR55A LCR-Meter

Functions

- Resistance measurement
- Capacitance measurement
- Inductance measurement
- Transistor and diode measurement

Product information

- Manual range selection
- Integrated measurement memory (data hold and MAX hold)
- Shock-proof and impact-resistant thanks to standard protective holster
- Auto power-off

Product highlights

- Large, clear display



Scope of supply:

- 1 x LCR55A
- 2 x test leads
- 2 x crocodile clips
- 1 x 9 V battery, IEC 6LR61
- 1 x user manual



Accessories:

Carrying case CC-ACDC

Technical Data

Display:	LCD, 3 1/2-digit, 1999 digits
Measurement ranges	
Resistance:	0.01 Ω...20 MΩ
Basic accuracy:	±(0.5% rdg. + 5 digits)
Continuity:	R < 30 Ω
Inductance:	1 μH...200 H
Basic accuracy:	±(3.0% rdg. + 20 digits)
Capacitance:	1 pF...2000 μF
Basic accuracy:	±(1.0% rdg. + 3 digits)
Diode test: voltage drop	
Accuracy:	±(1.5% rdg. + 1 digit)
Transistor test:	(NPN, PNP) hfe, I _{ceo}
Test current:	approx. 1 mA
Test voltage:	3.0 V DC typical
Power supply:	1 x 9 V battery, IEC 6LR61
Dimensions:	183 x 79 x 38 mm
Weight:	approx. 311 g (incl. battery)

Ordering Information:

Description	Order No.
LCR55A	3026976
CC-ACDC	2732643

Multimeter / Kits



AMPRB-EU01 Junior-Kit

Contents

- 15XP-B (digital multimeter)
- ACD-6 PRO (digital current clamp)
- TPP1-C1 (contact thermometer)
- EU-200 test lead set with
 - 2 test leads,
 - 2 test probes 4 mm,
 - 2 crocodile clips CAT III/1000 V
- Hard carrying case

Scope of supply:

- 1 x 15XP-B
- 1 x ACD-6 PRO
- 1 x TPP1-C1
- 1 x EU-200
- 1 x Hard carrying case

Ordering Information:

Description	Order No.
AMPRB-EU01	3346066



AMPRB-EU02 Professional kit

Contents

- 34XR-A (TRMS multimeter)
- ACDC-100 TRMS (digital AC/DC current clamp)
- IR608A infrared thermometer
- EU-200 test lead set with
 - 2 leads,
 - 2 test probes (4 mm),
 - 2 crocodile clips (CAT III/1000 V)
- Hard carrying case

Scope of supply:

- 1 x 34XR-A
- 1 x ACDC-100 TRMS
- 1 x IR608A
- 1 x EU-200
- 1 x Hard carrying case

Ordering Information:

Description	Order No.
AMPRB-EU02	3346075

Model	AD40B	ACD-10 PLUS	AC75B	ACD-6 PRO	ACD-14 PLUS	ACD-14 TRMS-PLUS	ACD-15 TRMS-PRO	ACD-16 TRMS-PRO	ACD-20SW	AC68C
Page	23	23	24	24	25	25	26	26	27	27
Max. current	400 A	600 A	600 A	1000 A	600 A	600 A	2000 A	1000 A	400 A	600 A
Type of current	AC	AC	AC	AC	AC	AC	AC	AC	AC	AC/DC
True RMS measurement										
Display	3½-digit, 3999 Digits	3½-digit, 4000 Digits	3½-digit, 4000 Digits	3½-digit, 4000 Digits	3½-digit, 4000 Digits	3½-digit, 4000 Digits	3½-digit, 6000 Digits	3½-digit, 6000 Digits	3½-digit, 3999 Digits	3½-digit, 3999 Digits
AC current	0,01 A... 400 A	0,01 A... 600 A	0,1 A... 600 A	0,1 A... 1000 A	0,01 A... 600 A	0,01 A... 600 A	0,1 A... 2000 A	0,01 A... 1000 A	0,01 A... 400 A	0,1 A... 600 A
Basic accuracy*	1,5% + 10 Digit	1,5% + 8 Digit	1,9% + 5 Digit	1,5% + 5 Digit	1,9% + 8 Digit	1,9% + 8 Digit	1,5% + 5 Digit	1,0% + 5 Digit	2% + 6 Digit	2% + 5 Digit
Frequency range	50... 400 Hz	50/60 Hz	50/60 Hz	50/60 Hz	50/60 Hz	50/60 Hz	50/60 Hz	50... 500 Hz	50/60 Hz	40... 450 Hz
DC current										0,1 A... 600 A
Basic accuracy*										2% + 5 Digit
AC voltage	0,001 V... 600 V	0,001 V... 600 V	0,001 V... 750 V	1,0 mV... 600 V	0,001 V... 600 V	0,001 V... 600 V	0,001 V... 600 V	0,1 V... 600 V	1 mV... 600 V	0,1 V... 600 V
Basic accuracy*	1,5% + 5 Digit	1,5% + 5 Digit	1,5% + 5 Digit	1,7% + 3 Digit	1,5% + 5 Digit	1,5% + 5 Digit	1,5% + 5 Digit	1,0% + 5 Digit	1,2% + 5 Digit	1,2% + 10 Digit
Frequency range	50... 500 Hz	50... 500 Hz	50... 500 Hz	50... 400 Hz	50... 400 Hz	50... 400 Hz	50... 500 Hz	50... 500 Hz	50... 500 Hz	40... 450 Hz
DC voltage	0,1 mV... 600 V	0,1 mV... 600 V	0,001 V... 1000 V	0,001 V... 600 V	0,1 V... 600 V	0,1 V... 600 V	0,001 V... 600 V	0,1 V... 600 V	0,1 mV... 600 V	0,1 V... 600 V
Basic accuracy*	0,5% + 3 Digit	0,5% + 3 Digit	0,9% + 2 Digit	2,0% + 3 Digit	0,5% + 3 Digit	0,5% + 3 Digit	1% + 5 Digit	0,5% + 5 Digit	0,5% + 2 Digit	0,75% + 2 Digit
Resistance	0,1 Ω... 40,00 MΩ	0,1 Ω... 40,00 MΩ	0,1 Ω... 40,00 Ω	0,1 Ω... 40,00 MΩ	0,1 Ω... 40,00 MΩ	0,1 Ω... 40,00 MΩ	0,001 kΩ... 6,000 MΩ	0,1 Ω... 999,9 Ω	0,1 Ω... 40 MΩ	1 Ω... 4 kΩ
Basic accuracy*	1,0% + 4 Digit	1,0% + 4 Digit	1,0% + 2 Digit	1,0% + 4 Digit	0,8% + 6 Digit	0,8% + 6 Digit	1,0% + 4 Digit	1,0% + 6 Digit	1% + 4 Digit	1,0% + 5 Digit
Continuity test	R < 120 Ω	R < 120 Ω	R < 200 Ω	R < 120 Ω	R < 120 Ω	R < 120 Ω	R < 300 Ω	R < 300 Ω	R < 25 Ω	R < 40 Ω
Frequency measurement					0,001 Hz... 100 kHz	0,001 Hz... 100 kHz	1 Hz... 30 kHz	5,00 Hz... 300,0 Hz		1 Hz... 20 kHz
Power measurement										
Data Hold										
MIN/MAX Hold										
Capacitance measurement										
Jaw opening	25 mm	25 mm	35 mm	45 mm	26 mm	26 mm	45 mm	45 mm	30 mm	40 mm
Power supply	2 x 1,5 V, IEC LR03	1 x 3 V, IEC-CR2032	1 x 9 V, IEC 6LR61	1 x 3 V, IEC-CR2032	2 x 3 V, IEC-CR2032	2 x 3 V, IEC-CR2032	2 x 1,5 V, IEC LR03	2 x 1,5 V, IEC LR03	2 x 1,5 V, IEC LR03	1 x 9 V, IEC 6LR61
Auto power-off										
Measurement category	CATIII/600V	CATIII/600V	CATIII/600V CATIII/1000V	CATIII/600V	CATIII/600V	CATIII/600V	CATIII/600V	CATIII/600V	CATIII/600V	CATIII/600V
Special features		Thin jaws, Inrush current measurement	A measurement range for direct measurement of ionisation currents in heating systems, Temperature measurement Backlight		2000 µA measurement range for direct measurement of ionisation currents in heating systems, True RMS measurement	2000 µA measurement range for direct measurement of ionisation currents in heating systems	Non contact voltage detection Backlight	Internal data logger for 5400 readings and RS-232 interface, Temperature measurement Backlight	Non contact voltage detection, 180° rotating head for perfect display	

* Basic accuracy refers to the best accuracy in the respective function

Current Clamps

Model	ACDC-100	ACDC-100 TRMS	ACDC-400	ACD-3300 IND	ACDC-3400 IND	ACD-45PQ	ACD-50NAV	ACD-53NAV	ACDC-54NAV	AC50A	LH41A
Page	28	28	28	29	29	30	30	31	31	32	32
Max. current	800A AC/1000A DC	800A AC/1000A DC	400 A	1000 A	1000 A	600 A	600 A	1000 A	1000 A	60 A	40 A
Type of current	AC/DC	AC/DC	AC/DC	AC	AC/DC	AC	AC	AC	AC/DC	AC	AC/DC
True RMS measurement											
Display	3½-digit, 4000 Digits	3½-digit, 4000 Digits	3½-digit, 3999 Digits	3½-digit, 6600 Digits	3½-digit, 6600 Digits	3½-digit, 4000 Digits	3½-digit, 4000 Digits	3½-digit, 4000 Digits	3½-digit, 4000 Digits	3½-digit, 3999 Digits	4000 Digits
Current AC	0,1 A...800 A	0,1 A...800 A	0,01 A...400 A	0,1 A...1000 A	0,1 A...1000 A	0,01...600 A	0,01...600 A	0,01...1000 A	0,01...1000 A	0,01 mA...60 A	0,001 A...40 A
Basic accuracy*	1,5% + 5 Digit	1,5% + 5 Digit	1,5% + 3 Digit	2% + 10 Digit	2% + 10 Digit	0,5% + 4 Digit	1,5% + 4 Digit	1,5% + 4 Digit	1,5% + 4 Digit	1,5% + 5 Digit	1,3% + 5 Digit
Frequency range	40...200 Hz	40...200 Hz	50/60 Hz	50...1 kHz	50...1 kHz	50 Hz...3 kHz	50 Hz...400 Hz	50 Hz...400 Hz	50 Hz...400 Hz	40 Hz...1 kHz	40...400 Hz
Current DC	0,1 A...1000 A	0,1 A...1000 A	0,01 A...400 A		0,1 A...1000 A			0,01...1000 A	0,01...1000 A		0,001...40 A
Basic accuracy*	1,5% + 4 Digit	1,5% + 4 Digit	1,5% + 3 Digit	2% + 5 Digit	2% + 5 Digit			1,5% + 5 Digit	1,5% + 5 Digit		1,3% + 5 Digit
AC voltage	0,1 mV...600 V	0,1 mV...600 V	0,1 mV...600 V	0,1 mV...750 V	0,1 mV...750 V	0,1 mV...600 V	0,01...1000 V	0,01...1000 V	0,01...1000 V	0,1 V...400 V	
Basic accuracy*	1% + 4 Digit	1% + 4 Digit	1% + 3 Digit	1,5% + 8 Digit	1,5% + 8 Digit	0,5% + 5 Digit	1% + 5 Digit	1% + 5 Digit	1% + 5 Digit	2% + 4 Digit	
Frequency range	50...500 Hz	50...500 Hz	50...500 Hz	50 Hz...1 kHz	50 Hz...1 kHz	50 Hz...3 kHz	50...500 Hz	50...500 Hz	50...500 Hz	40 Hz...1 kHz	
DC voltage	0,1 mV...600 V	0,1 mV...600 V	0,1 mV...600 V	0,1 mV...1000 V	0,1 mV...1000 V	0,1 mV...600 V	0,01...1000 V	0,01...1000 V	0,01...1000 V		
Basic accuracy*	0,5% + 3 Digit	0,5% + 3 Digit	0,8% + 2 Digit	0,5% + 2 Digit	0,5% + 2 Digit	0,5% + 5 Digit	0,7% + 2 Digit	0,7% + 2 Digit	0,7% + 2 Digit		
Resistance	0,1 Ω...40 MΩ	0,1 Ω...40 MΩ	0,1 Ω...40 MΩ	0,1 Ω...66,00 MΩ	0,1 Ω...66,00 MΩ	0,1...999,9 Ω	1 Ω...99,99 kΩ	1 Ω...99,99 kΩ	1 Ω...99,99 kΩ	0,1 Ω...400 Ω	
Basic accuracy*	0,8% + 6 Digit	0,8% + 6 Digit	1% + 3 Digit	1% + 5 Digit	1% + 5 Digit	1% + 6 Digit	1% + 3 Digit	1% + 3 Digit	1% + 3 Digit	1% + 2 Digit	
Continuity test	R < 120 Ω	R < 120 Ω	R < 40 Ω	R < 30 Ω	R < 30 Ω	R < 300 Ω	R < 30 Ω	R < 30 Ω	R < 30 Ω	R < 40 Ω	
Frequency measurement				0,01 Hz...1000 MHz	0,01 Hz...1000 MHz	5...500 Hz	20 Hz...10 kHz	20 Hz...10 kHz	20 Hz...10 kHz		
Power measurement											
Data Hold											
MIN/MAX/PEAK Hold											
Capacitance measurement				0,001 nF...6,6 mF	0,001 nF...6,6 mF		0,01...4000 µF	0,01...4000 µF	0,01...4000 µF		
Jaw opening	50 mm	50 mm	30 mm	51 mm	51 mm	26 mm	37 mm	42 mm	42 mm	30 mm	19 mm
Power supply	2 x 1,5 V, IEC LR03	2 x 1,5 V, IEC R03	2 x 1,5 V, IEC R03	1 x 9 V, IEC 6F22	1 x 9 V, IEC 6F22	2 x 1,5 V, IEC LR03	1 x 9 V, IEC 6F22	1 x 9 V, IEC 6F22	1 x 9 V, IEC 6F22	2 x 1,5 V, IEC LR6	1 x 9 V, IEC 6LR61
Auto-Power-Off											
Measurement category	CATIII/600V	CATIII/600V	CATIII/600V	CATIII/1000V, CATIV/600V	CATIII/1000V, CATIV/600V	CAT III / 600 V	CATIII/1000V, CATIV/600V	CATIII/1000V, CATIV/600V	CATIII/1000V, CATIV/600V	CATIII/600V	CATIII/600V
Special features	Measurement of inrush current	Measurement of inrush current, TRMS measurement	Backlight	Temperature Measurement	Relative Zero Backlight	TRMS measurement, interface for software connection, optional software "USB-KIT2"	Active power, Power factor, THD, harmonics 25 th , Inrush current, Torch function	Active power, Power factor, THD, harmonics 25 th , Inrush current, Torch function	Active power, Power factor, THD, harmonics 25 th , Inrush current, Torch function	Leakage current clamp meter, minimum resolution 0,01 mA AC	Measurement of DC currents 1mA resolution

* Basic accuracy refers to the best accuracy in the respective function



AD40B Mini-current clamp up to 400 A (AC)

Functions

- Current measurement

Product information

- Automatic range selection
- Integrated measurement memory (data hold)
- Additional bar graph display
- Auto power-off
- Jaw opening: approx. 25 mm

Technical Data

Display:	LCD, 3 $\frac{1}{2}$ -digit, 3999 digits
Measurement ranges	
Current AC:	0.01...400 A
Basic accuracy:	$\pm(1.5\% \text{ rdg.} + 10 \text{ digits})$
Frequency range	
for AC:	50...400 Hz
Pollution degree:	2
Measurement category:	CAT III/600 V
Safety cert.:	EN 61010/IEC 61010
Jaw opening:	25 mm
Power supply:	2 x battery, 1.5 V, IEC LR03
Dimensions:	64 x 190 x 36 mm
Weight:	approx. 280 g



Scope of supply:

- 1 x AD40B
- 2 x 1.5 V battery, IEC LR03
- 1 x carrying case
- 1 x user manual



Accessories:

- Carrying case SV-U

Ordering Information:

Description	Order No.
AD40B	2727928
SV-U	2733511



ACD-10 PLUS Current clamp up to 600 A AC

Functions

- Current, voltage and resistance measurement
- Continuity test with beeper
- Diode test
- Capacitance and frequency measurement
- Measurement of inrush current (30 ms)

Product information

- Automatic range selection
- Integrated measurement memory (data hold and MAX hold)
- Jaw opening: 25 mm
- Auto power-off

Product highlights

- Thin jaws

Technical Data

Display:	LCD, 3 $\frac{1}{2}$ -digit, 4000 digits
Measurement ranges	
Current AC:	0.01...600 A
Basic accuracy:	$\pm(1.5\% \text{ rdg.} + 8 \text{ digits})$
Frequency range:	50/60 Hz
AC voltage:	0.001...600 V
Basic accuracy:	$\pm(1.5\% \text{ rdg.} + 5 \text{ digits})$
Frequency range:	50...500 Hz
DC voltage:	0.1...600 V
Basic accuracy:	$\pm(0.5\% \text{ rdg.} + 3 \text{ digits})$
Continuity:	R < 120 Ω
Resistance:	(0.1...40.00 M Ω)
Basic accuracy:	$\pm(1.0\% \text{ rdg.} + 4 \text{ digits})$
Frequency measurement:	0.001 Hz...100 kHz
Capacitance measurement:	0.1 nF...3000 μ F
Pollution degree:	2
Measurement category:	CAT III/600 V
Safety cert.:	EN 61010/IEC 61010
Jaw opening:	25 mm
Power supply:	1 x 3 V battery, IEC CR2032
Dimensions:	190 x 63 x 32 mm
Weight:	approx. 150 g



Scope of supply:

- 1 x ACD-10 PLUS
- 2 x test leads
- 1 x 3 V battery, IEC CR2032
- 1 x carrying case
- 1 x user manual



Accessories:

- Carrying case SV-U




- Test lead set TL245A

Ordering Information:

Description	Order No.
ACD-10 PLUS	3037808
SV-U	2733511
TL245A	3034444

Current Clamps (AC)



AC75B

Current clamp up to 600 A (AC)

Functions

- Current, voltage and resistance measurement
- Continuity test with beeper
- Diode test
- Capacitance measurement
- Temperature measurement

Product information

- Automatic range selection
- Integrated measurement memory (data hold)
- Jaw opening: 35 mm
- Auto power-off

Product highlights

- A measurement range for direct measurement of ionisation currents in heating systems
- Backlight

Technical Data

Display:	LCD, 3 $\frac{1}{2}$ -digit, 4000 digits
Measurement ranges	
Current AC:	0.1...600 A
Basic accuracy:	$\pm(1.9\% \text{ rdg.} + 5 \text{ digits})$
Frequency range:	50/60 Hz
Ionisation current AC/DC:	0.1...4000 μA
AC voltage:	0.001...750 V
Basic accuracy:	$\pm(1.5\% \text{ rdg.} + 5 \text{ digits})$
Frequency range:	50...500 Hz
DC voltage:	0.001...1000 V
Basic accuracy:	$\pm(0.9\% \text{ rdg.} + 2 \text{ digits})$
Continuity:	$R < 200 \Omega$
Resistance:	0.1...40.00 M Ω
Basic accuracy:	$\pm(1.0\% \text{ rdg.} + 2 \text{ digits})$
Capacitance measurement:	0.001 nF...4.000 mF
Temperature measurement:	-40°C...400°C
Pollution degree:	2
Measurement category:	CAT III/600 V, CAT II/1000 V
Safety cert.:	EN 61010/IEC 61010
Jaw opening:	35 mm
Power supply:	1 x battery, 9 V, IEC6LR61
Dimensions:	84 x 212 x 40 mm
Weight:	approx. 390 g

Scope of supply:

- 1 x AC75B
- 2 x test leads
- 1 x 9 V battery, IEC 6LR61
- 1 x carrying case
- 1 x user manual



Accessories:

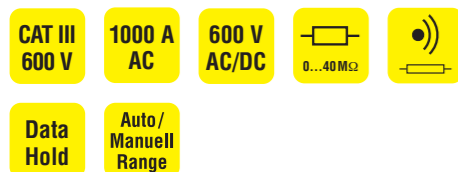
Carrying case SV-U



Test lead set TL245A

Ordering Information:

Description	Order No.
AC75B	2727885
SV-U	2733511
TL245A	3034444



ACD-6 PRO

Current clamp up to 1000 A (AC)

Functions

- Current, voltage and resistance measurement
- Continuity test with beeper
- Diode test

Product information

- Automatic and manual range selection
- Integrated measurement memory (data hold)
- Relative measurement
- Jaw opening: 45 mm
- Auto power-off

Product highlights

- Large, easily readable LCD display
- Exceptional price/performance ratio

Technical Data

Display:	LCD, 3 $\frac{1}{2}$ -digit, 4000 digits
Measurement ranges	
Current AC:	0.1...1000 A
Basic accuracy:	$\pm(1.5\% \text{ rdg.} + 5 \text{ digits})$
Frequency range:	50/60 Hz
AC voltage:	1.0...600.0 V
Basic accuracy:	$\pm(1.7\% \text{ rdg.} + 3 \text{ digits})$
Frequency range:	50...400 Hz
DC voltage:	0.001...600.0 V
Basic accuracy:	$\pm(2.0\% \text{ rdg.} + 3 \text{ digits})$
Continuity:	$R < 120 \Omega$
Resistance:	0.1...40.00 M Ω
Basic accuracy:	$\pm(1\% \text{ rdg.} + 4 \text{ digits})$
Pollution degree:	2
Measurement category:	CAT III/600 V
Safety cert.:	EN 61010/IEC 61010
Jaw opening:	45 mm
Power supply:	1 x battery, 3 V, IEC CR2032
Dimensions:	224 x 78 x 40 mm
Weight:	approx. 200 g

Scope of supply:

- 1 x ACD-6 PRO
- 2 x test leads
- 1 x 3 V battery, CR 2032
- 1 x carrying case
- 1 x user manual



Accessories:

Carrying case SV-U



Test lead set TL245A

Ordering Information:

Description	Order No.
ACD-6 PRO	2730785
SV-U	2733511
TL245A	3034444



ACD-14 PLUS Current clamp with dual display up to 600 A (AC)

Functions

- Current, voltage and resistance measurement
- Continuity test with beeper
- Capacitance and frequency measurement
- Temperature measurement
- Measurement of inrush current

Product information

- Automatic range selection
- Integrated measurement memory (data hold and MAX hold)
- Jaw opening: 26 mm
- Auto power-off

Product highlights

- Dual display
- A measurement range for direct measurement of ionisation currents in heating systems



Scope of supply:

- 1 x ACD-14 PLUS
- 2 x test leads
- 2 x 3 V battery, CR 2032
- 1 x temperature probe
- 1 x carrying case
- 1 x user manual

Accessories:

- Carrying case **SV-U**
- Test lead set **TL245A**

Technical Data

Display:	LCD, 3 1/2-digit, 4000 digits
Measurement ranges	
Current AC:	0.01...600 A
Basic accuracy:	±(1.9% rdg. + 8 digits)
Frequency range:	50/60 Hz
Ionisation current AC/DC:	0.1...2000 μA
AC voltage:	0.001...600 V
Basic accuracy:	±(1.5% rdg. + 5 digits)
Frequency range:	50...400 Hz
DC voltage:	0.1...600 V
Basic accuracy:	±(0.5% rdg. + 3 digits)
Continuity:	R < 120 Ω
Resistance:	0.1...40.00 MΩ
Basic accuracy:	±(0.8% rdg. + 6 digits)
Frequency measurement:	0.001 Hz...100 kHz
Capacitance measurement:	0.1 nF...3000 μF
Temperature:	-20°C...300°C
Basic accuracy:	±(2% rdg. + 3°C)
Pollution degree:	2
Measurement category:	CAT III/600 V
Safety cert.:	EN 61010/IEC 61010
Jaw opening:	26 mm
Power supply:	2 x 3 V battery, IEC CR2032
Dimensions:	190 x 63 x 32 mm
Weight:	approx. 200 g

Ordering Information:

Description	Order No.
ACD-14 PLUS	3086905
SV-U	2733511
TL245A	3034444



ACD-14 TRMS-PLUS True RMS current clamp with dual display up to 600 A (AC)

Functions

- Current, voltage and resistance measurement
- Continuity test with beeper
- Capacitance and frequency measurement
- Temperature measurement
- Measurement of inrush current

Product information

- Automatic range selection
- Integrated measurement memory (data hold and MAX hold)
- Jaw opening: 26 mm
- Auto power-off

Product highlights

- True RMS measurement (TRMS)
- Dual display
- A measurement range for direct measurement of ionisation currents in heating systems



Scope of supply:

- 1 x ACD-14 TRMS-PLUS
- 2 x test leads
- 2 x 3 V battery, CR 2032
- 1 x temperature probe
- 1 x carrying case
- 1 x user manual

Accessories:

- Carrying case **SV-U**
- Test lead set **TL245A**

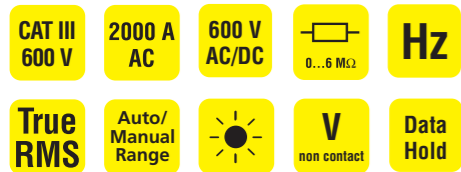
Technical Data

Display:	LCD, 3 1/2-digit, 4000 digits
Measurement ranges	
Current AC:	0.01...600 A
Basic accuracy:	±(1.9% rdg. + 8 digits)
Frequency range:	50/60 Hz
Ionisation current AC/DC:	0.1...2000 μA
AC voltage:	0.001...600 V
Basic accuracy:	±(1.5% rdg. + 5 digits)
Frequency range:	50...400 Hz
DC voltage:	0.1...600 V
Basic accuracy:	±(0.5% rdg. + 3 digits)
Continuity:	R < 120 Ω
Resistance:	0.1...40.00 MΩ
Basic accuracy:	±(0.8% rdg. + 6 digits)
Frequency measurement:	0.001 Hz...100 kHz
Capacitance measurement:	0.1 nF...3000 μF
Temperature:	-20°C...300°C
Basic accuracy:	±(2% rdg. + 3°C)
Pollution degree:	2
Measurement category:	CAT III/600 V
Safety cert.:	EN 61010/IEC 61010
Jaw opening:	26 mm
Power supply:	2 x 3 V battery, IEC CR2032
Dimensions:	190 x 63 x 32 mm
Weight:	approx. 200 g

Ordering Information:

Description	Order No.
ACD-14 TRMS-PLUS	3086910
SV-U	2733511
TL245A	3034444

Current Clamps (AC)



Scope of supply:

1 x ACD-15 TRMS-PRO
2 x test leads
2 x 1.5 V battery, IEC LR03
1 x carrying case
1 x user manual

ACD-15 TRMS-PRO Current clamp up to 2000 A (AC)

Functions

- Current, voltage and resistance measurement
- Continuity test with beeper
- Diode test
- Capacitance and frequency measurement

Product information

- Automatic and manual range selection
- Integrated measurement memory (data hold)
- Jaw opening: 45 mm
- Auto power-off

Product highlights

- True RMS measurement (TRMS)
- Non-contact voltage detection
- AutoTect™ function (automatic detection of current, voltage or resistance measurement)
- Backlight

Technical Data

Display:	LCD, 3 $\frac{1}{2}$ -digit, 6000 digits
Measurement ranges	
Current AC:	0.1...2000 A
Basic accuracy:	±(1.5% rdg. + 5 digits)
Frequency range:	50/60 Hz
AC voltage:	0.001...600 V
Basic accuracy:	±(1.5% rdg. + 5 digits)
Frequency range:	50...500 Hz
DC voltage:	0.001...600 V
Basic accuracy:	±(1% rdg. + 5 digits)
Continuity:	R < 300 Ω
Resistance:	0.001 kΩ...6.000 MΩ
Basic accuracy:	±(1.0% rdg. + 4 digits)
Frequency measurement:	10 Hz...1 kHz
Capacitance measurement:	0.1 nF...2000 μF
Pollution degree:	2
Measurement category:	CAT III/600 V
Safety cert.:	EN 61010/IEC 61010
Jaw opening:	45 mm
Power supply:	2 x 1.5 V battery, AAA IEC LR03
Dimensions:	224 x 78 x 40 mm
Weight:	approx. 220 g



Accessories:

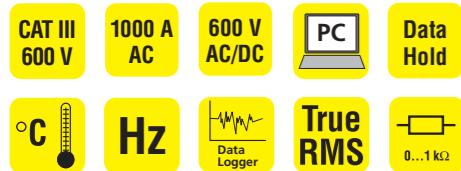
Carrying case SV-U



Test lead set TL245A

Ordering Information:

Description	Order No.
ACD-15 TRMS-PRO	2730690
SV-U	2733511
TL245A	3034444



Scope of supply:

1 x ACD-16 TRMS-PRO
2 x test leads
2 x 1.5 V battery, IEC LR03
1 x temperature probe
1 x carrying case
1 x user manual

ACD-16 TRMS-PRO True RMS current clamp with data logger up to 1000 A (AC)

Functions

- Current, voltage and resistance measurement
- Continuity test with beeper
- Frequency measurement
- Temperature measurement

Product information

- Automatic and manual range selection
- Integrated measurement memory (data hold)
- Jaw opening: 45 mm
- Auto power-off

Product highlights

- True RMS measurement (TRMS)
- Internal data logger for 5400 readings and RS-232 interface
- Backlight

Technical Data

Display:	LCD, 3 $\frac{1}{2}$ -digit, 6000 digits
Measurement ranges	
Current AC:	0.01...1000 A
Basic accuracy:	±(1.0% rdg. + 5 digits)
Frequency range:	50...500 Hz
AC voltage:	0.1...600 V
Basic accuracy:	±(1.0% rdg. + 5 digits)
Frequency range:	50...500 Hz
DC voltage:	0.1...600 V
Basic accuracy:	±(0.5% rdg. + 5 digits)
Continuity:	R < 300 Ω
Resistance:	0.1...999.9 Ω
Basic accuracy:	±(1.0% rdg. + 6 digits)
Frequency measurement:	5.00...500.0 Hz
Temperature measurement:	-50°C...300°C
Pollution degree:	2
Measurement category:	CAT III/600 V
Safety cert.:	EN 61010/IEC 61010
Jaw opening:	45 mm
Power supply:	2 x 1.5 V battery, IEC LR03
Dimensions:	224 x 78 x 40 mm
Weight:	approx. 220 g



Accessories:

PC software and USB cable
USB-KIT2



Test lead set TL245A

Ordering Information:

Description	Order No.
ACD-16 TRMS-PRO	2730713
USB-KIT2	3804929
TL245A	3034444



ACD-20SW Swivel Clamp Meter up to 400 A (AC)

Functions

- Measures current, voltage and resistance
- Audible continuity test
- Diode test

Product information

- Auto and manual ranging
- Measured data storage (Data Hold)
- Accommodates conductors up to 30 mm in diameter
- Auto-Power-Off

Product highlights

- 180 degree rotating head for the perfect display
- Advanced VoltTect non-contact voltage detection



Data Hold

Technical Data

Display	LCD, 3¾ digit, maximum reading 3999 digits
Current AC	0,01...400 A
Basic accuracy	± (2% rdg + 6 dgts)
Frequency Range	50...60 Hz
Voltage AC	1,0 mV...600,0 V
Basic accuracy	± (1,2% rdg + 5 dgts)
Frequency Range	50...500 Hz
Voltage DC	0,1 mV...600 V
Basic accuracy	± (0,5% rdg + 2 dgts)
Continuity	R < 25 Ω
Resistance	0,1 Ω... 40 MΩ
Basic accuracy	± (1,0% rdg + 4 dgts)
Pollution Degree	2
Measurement Category	CAT III / 600 V
Safety cert.	DIN VDE 0411/EN 61010/IEC 61010
Jaw Opening	30 mm
Power Supply	2 x battery 1,5 V (IEC LR03)
Dimensions	240 x 70 x 41 mm
Weight	approx. 220 g

Scope of supply:

- 1 pc. ACD-20SW
- 1 pc. Carrying Case
- 1 pc. Test lead set
- 2 pc. Battery 1,5 V, IEC LR03
- 1 pc. Manual



Accessories:

Test lead set TL245A

Ordering Information:

Description	Order No.
ACD-20SW	3472723
TL245A	3034444



AC68C Current clamp TRMS up to 600 A (AC/DC)

Functions

- Current, voltage and resistance measurement
- Continuity test with beeper
- Frequency measurement
- Peak value measurement

Product information

- Automatic and manual range selection
- Integrated measurement memory (data hold)
- Jaw opening: 40 mm

Product highlights

- AC/DC clamps are also suitable for automotive applications, emergency power supplies and solar technology.
- True RMS measurement (TRMS)



Hz Max Hold Data Hold True RMS

Technical Data

Display:	LCD, 3¾-digit, 3999 digits
Measurement ranges	
Current AC:	0.1...600 A
Basic accuracy:	±(2% rdg. + 5 digits)
Frequency range:	40...450 Hz
Current DC:	0.1...600 A
Basic accuracy:	±(2% rdg. + 5 digits)
AC voltage:	0.1...600 V
Basic accuracy:	±(1.2% rdg. + 10 digits)
Frequency range:	40...450 Hz
DC voltage:	0.1...600 V
Basic accuracy:	±(0.75% rdg. + 2 digits)
Continuity:	R < 40 Ω
Resistance:	1 Ω...4 kΩ
Basic accuracy:	±(1% rdg. + 5 digits)
Frequency measurement:	1 Hz...20.00 kHz
Pollution degree:	2
Measurement category:	CAT III/600 V
Safety cert.:	EN 61010/IEC 61010
Jaw opening:	40 mm
Power supply:	1x 9 V battery, IEC 6F22
Dimensions:	76 x 228 x 39 mm
Weight:	approx. 465 g

Scope of supply:

- 1 x AC68C
- 2 x test leads
- 1 x 9 V battery, IEC 6F22
- 1 x carrying case
- 1 x user manual



Accessories:

Test lead set TL245A

Ordering Information:

Description	Order No.
AC68C	2727919
TL245A	3034444

Current Clamps (AC/DC)



ACDC-100

Current clamp up to 800 A (AC) / 1000 A (DC)

Functions

- Current, voltage and resistance measurement
- Continuity test with beeper
- Measurement of inrush current (30 ms)

Product information

- Automatic and manual range selection
- Integrated measurement memory (data hold)
- Jaw opening: 50 mm
- Auto power-off

Product highlights

- Large, clear display

ACDC-100 TRMS

TRMS current clamp up to 800 A (AC) / 1000 A (DC)

Similar as ACDC-100 but with:

- True RMS measurement (TRMS)
- Backlight

Scope of supply:

- 1 x ACDC-100 or ACDC-100 TRMS
- 2 x test leads
- 1 x 1.5 V battery, IEC LR03
- 1 x carrying case
- 1 x user manual



Accessories:

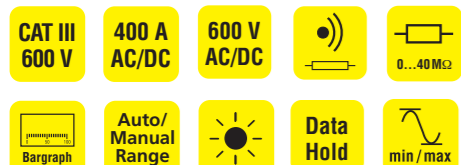
Test lead set TL245A

Technical Data

Display:	LCD, 3 $\frac{1}{2}$ -digit, 4000 digits
Measurement ranges	
Current AC:	0.1...800 A
Basic accuracy:	$\pm(1.5\% \text{ rdg.} + 5 \text{ digits})$
Frequency range:	40...200 Hz
Current DC:	0.1...1000 A
Basic accuracy:	$\pm(1.5\% \text{ rdg.} + 4 \text{ digits})$
AC voltage:	0.1 mV...600 V
Basic accuracy:	$\pm(1\% \text{ rdg.} + 4 \text{ digits})$
Frequency range:	50...500 Hz
DC voltage:	0.1...600 V
Basic accuracy:	$\pm(0.5\% \text{ rdg.} + 3 \text{ digits})$
Continuity:	$R < 120 \Omega$
Resistance:	0.1...40.00 M Ω
Basic accuracy:	$\pm(0.8\% \text{ rdg.} + 6 \text{ digits})$
Pollution degree:	2
Measurement category:	CAT III/600 V
Safety cert.:	EN 61010/IEC 61010
Jaw opening:	50 mm
Power supply:	2 x 1.5 V battery, IEC LR03
Dimensions:	227 x 78 x 40 mm
Weight:	approx. 290 g

Ordering Information:

Description	Order No.
ACDC-100	2740452
ACDC-100 TRMS	2740465
TL245A	3034444



ACDC-400

Current clamp up to 400 A (AC/DC)

Functions

- Current, voltage and resistance measurement
- Continuity test with beeper

Product information

- Automatic and manual range selection
- Integrated measurement memory (data hold, MIN/MAX)
- Relative measurement
- Additional bar graph display
- Jaw opening: 30 mm
- Auto power-off

Product highlights

- AC/DC clamps are also suitable for automotive applications, emergency power supplies and solar technology.
- Backlight

1 x ACDC-400

- 2 x test leads
- 2 x 1.5 V battery, IEC LR03
- 1 x carrying case
- 1 x user manual



Accessories:

Test lead set TL245A

Technical Data

Display:	LCD, 3 $\frac{1}{2}$ -digit, 3999 digits
Measurement ranges	
Current AC:	0.01 A... 400 A
Basic accuracy:	$\pm(1.5\% \text{ rdg.} + 3 \text{ digits})$
Frequency range:	50/60 Hz
Current DC:	0.01 A... 400 A
Basic accuracy:	$\pm(1.5\% \text{ rdg.} + 3 \text{ digits})$
AC voltage:	0.1 mV...600 V
Basic accuracy:	$\pm(1\% \text{ rdg.} + 3 \text{ digits})$
Frequency range:	50...500 Hz
DC voltage:	0.1 mV...600 V
Basic accuracy:	$\pm(0.8\% \text{ rdg.} + 2 \text{ digits})$
Continuity:	$R < 40 \Omega$
Resistance:	0.1 Ω ... 40 M Ω
Basic accuracy:	$\pm(1\% \text{ rdg.} + 3 \text{ digits})$
Pollution degree:	2
Measurement category:	CAT III / 600 V
Safety cert.:	EN 61010/IEC 61010
Jaw opening:	30 mm
Power supply:	2 x Battery 1,5 V, IEC LR03
Dimensions:	205 x 64 x 39 mm
Weight:	approx. 280 g

Ordering Information:

Description	Order No.
ACDC-400	2730810
TL245A	3034444



ACD-3300 IND
CAT IV Industrial True RMS
Clamp Meter up to 1000 A (AC)

Functions

- Current, voltage and resistance measurement
- Continuity test with beeper
- Frequency measurement
- Peak value measurement
- Temperature measurement
- Duty Cycle

Product information

- Automatic and manual range selection
- Integrated measurement memory (data hold, peak hold)
- Bargraph
- Backlight
- Auto Power Off
- Relative Zero
- Jaw opening: 51 mm

Product highlights

- True RMS measurement (TRMS)



Scope of supply:

- 1 x ACD-3300 IND
- 2 x test leads
- 1 x 9 V battery, IEC 6F22
- 1 x carrying case
- 1 x user manual



Accessories:

- Test lead set TL35B

Technical Data

Display:	LCD, 3 ¹ / ₂ -digit, 6600 digits
Measurement ranges	
Current AC:	0.1...1000 A
Basic accuracy:	±(2% rdg. + 10 digits)
Frequency range:	50 Hz...1 kHz
AC voltage:	0.1mV...750 V
Basic accuracy:	±(1.5% rdg. + 8 digits)
Frequency range:	50 Hz...1 kHz
DC voltage:	0.1mV...1000 V
Basic accuracy:	±(0.5% rdg. + 2 digits)
Continuity:	R < 30 Ω
Resistance:	0.1 Ω...66.00 MΩ
Basic accuracy:	±(1% rdg. + 5 digits)
Frequency measurement:	0.01 Hz...1.000 MHz
Capacitance:	0.001nF...6.6 mF
Duty Cycle:	5.0 %...95.0 %
Temperature measurement:	-35.0°C...1000°C
Pollution degree:	2
Measurement category:	CAT III 1000V, CAT IV 600V,
Safety cert.:	EN 61010/IEC 61010
Jaw opening:	51 mm
Power supply:	1 x 9 V battery, IEC 6F22
Dimensions:	283 x 105 x 50 mm
Weight:	approx. 560g

Ordering Information:

Description	Order No.
ACD-3300 IND	3434877
TL35B	3068232



ACDC-3400 IND
CAT IV Industrial True RMS
Clamp Meter up to 1000 A (AC/DC)

Functions

- Current, voltage and resistance measurement
- Continuity test with beeper
- Frequency measurement
- Peak value measurement
- Duty Cycle

Product information

- Automatic and manual range selection
- Integrated measurement memory (data hold, peak hold)
- Bargraph
- Backlight
- Auto Power Off
- Relative Zero
- Jaw opening: 51 mm

Product highlights

- True RMS measurement (TRMS)



Scope of supply:

- 1 x ACDC-3400 IND
- 2 x test leads
- 1 x 9 V battery, IEC 6F22
- 1 x carrying case
- 1 x user manual



Accessories:

- Test lead set TL35B

Technical Data

Display:	LCD, 3 ¹ / ₂ -digit, 6600 digits
Measurement ranges	
Current AC:	0.1...1000 A
Basic accuracy:	±(2% rdg. + 10 digits)
Frequency range:	50 Hz...1 kHz
Current DC:	0.1...1000 A
Basic accuracy:	±(2% rdg. + 5 digits)
AC voltage:	0.1mV...750 V
Basic accuracy:	±(1.5% rdg. + 8 digits)
Frequency range:	50 Hz...1 kHz
DC voltage:	0.1mV...1000 V
Basic accuracy:	±(0.5% rdg. + 2 digits)
Continuity:	R < 30 Ω
Resistance:	0.1 Ω...66.00 MΩ
Basic accuracy:	±(1% rdg. + 5 digits)
Frequency measurement:	0.01 Hz...1.000 MHz
Capacitance:	0.001nF...6.6 mF
Duty Cycle:	5.0 %...95.0 %
Pollution degree:	2
Measurement category:	CAT III 1000V, CAT IV 600V,
Safety cert.:	EN 61010/IEC 61010
Jaw opening:	51 mm
Power supply:	1 x 9 V battery, IEC 6F22
Dimensions:	283 x 105 x 50 mm
Weight:	approx. 560g

Ordering Information:

Description	Order No.
ACD-3400 IND	3434889
TL35B	3068232

Power Quality Clamp Meters (AC)

NEW



ACD-45PQ Digital power clamp meter 600 A (AC) TRMS

Functions

- Current, voltage and resistance measurement
- Measurement of apparent, reactive and active power
- Measurement of the power factor $\cos \varphi$
- Acoustic continuity test
- Frequency measurement
- Peak value measurement

Product Information

- AutoVA - Automatic selection of AC voltage, DC voltage or AC current
- Measurement in asymmetrical three-phase systems
- Calculation of the individual load powers
- Automatic measuring range selection
- Integrated measurement memory (Data Hold)
- Large clear display with background light
- Clamp opening 26 mm
- Auto-Power-Off

Product Highlights

- True RMS measurement (TRMS)
- Interface for software connection
- Software optional (USB-KIT2)

CAT III 600 V 600 A AC 600 V AC/DC Optional Software PC

Data Hold 0...999.9 Ω Hz True RMS

Scope of supply:

- 1 x ACD-45PQ
- 2 x test leads
- 2 x batteries 1.5 V, IEC LR03
- 1 x carrying case
- 1 x user manual



Accessories:

PC software and USB cable **USB-KIT2**

Test lead set **TL245A**

Technical Data

Display	LCD, 3 1/2-digit, 4000 digits
Measuring ranges	
Current AC	0.01...600 A
Basic accuracy	± (0.5 % rdg. + 4 digits)
Frequency range	50 Hz...3 kHz
Voltage AC	0.1...600 V
Basic accuracy	± (0.5 % rdg. + 5 digits)
Frequency range	50 Hz...3 kHz
Voltage DC	0.1...600 V
Basic accuracy	± (0.5 % rdg. + 5 digits)
Active power	0...360.0 kW
Apparent power	0...360.0 kVA
Reactive power	0...360.0 kvar
$\cos \varphi$	0.10...0.99
Resistance	0.1 Ω...999.9 Ω
Basic accuracy	± (1 % rdg. + 6 digits)
Continuity	R < 300 Ω
Frequency measurement	5.00 Hz...500.0 Hz
Pollution degree:	2
Measurement category:	CAT III/600 V
Safety cert.:	DIN VDE 0411/EN 61010/IEC 61010
Clamp opening	26 mm
Power supply	2 x batteries 1.5 V, IEC LR03
Dimensions	227 x 78 x 32 mm
Weight	approx. 225 g

Ordering Information:

Description	Order No.
ACD-45PQ	3730013
USB-KIT2	3804929
TL245A	3034444

NEW



ACD-50NAV Power clamp meter 600 A (AC) TRMS with joystick

Functions

- Current, voltage and resistance measurement
- Measurement of active power (W)
- Measurement of the power factor $\cos \varphi$
- Acoustic continuity test
- Capacity and frequency measurement
- Harmonics measurement for current and voltage values (up to the 25th harmonic)
- THD measurement
- Measurement of the inrush current
- Display of the rotary field direction

Product Information

- Automatic measuring range selection
- Integrated measurement memory (Data Hold, MIN/MAX)
- Additional bargraph display
- Peak value measurement
- Low Pass frequency filter
- Large clear display with background light
- Clamp opening 37 mm
- Auto-Power-Off

Product Highlights

- True RMS measurement AC+DC (TRMS)
- Non contact voltage detection
- Torch function via white LED
- Joystick for easy function selection

CAT IV 600 V 600 A AC 1000 V AC/DC 1 Ω...99 kΩ

Data Hold min / max Bargraph

Scope of supply:

- 1 x ACD-50NAV
- 2 x test leads
- 1 x battery 9 V, IEC 6F22
- 1 x carrying case
- 1 x user manual



Accessories:

Test lead set **TL245A**

Technical Data

Display	LCD, 3 1/2-digit, 4000 digits
Measuring ranges	
Current AC	0.01...600 A
Basic accuracy	± (1.5 % rdg. + 5 digits)
Frequency range	50 Hz...400 Hz
Voltage AC	0.01...1000 V
Basic accuracy	± (1 % rdg. + 5 digits)
Frequency range	50 Hz...500 Hz
Voltage DC	0.01...1000 V
Basic accuracy	± (0.7 % rdg. + 2 digits)
Active power	0...600.0 kW
$\cos \varphi$	-1.00-0.00...+1.00
Harmonics display	up...the 25 th
THD	0.1...100%
Resistance	1 Ω...99.99 kΩ
Basic accuracy	± (1 % rdg. + 3 digits)
Continuity	R < 30 Ω
Frequency measurement	20.00...9.999 kHz
Capacitance	0.01...4000 μF
Pollution degree:	2
Measurement category:	CAT IV 600V /CAT III 1000V
Safety cert.:	DIN VDE 0411/EN 61010/IEC 61010
Clamp opening	37 mm
Power supply	1 x battery 9 V, IEC 6F22
Dimensions	approx. 260 x 80 x 40 mm
Weight	approx. 480 g

Ordering Information:

Description	Order No.
ACD-50NAV	3729945
TL245A	3034444



NEW

ACD-53NAV
Power clamp meter 1000 A (AC)
TRMS with joystick

Functions

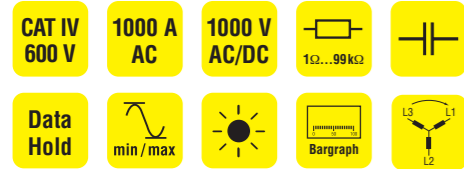
- Current, voltage and resistance measurement
- Measurement of active power (W)
- Measurement of the power factor cos φ
- Acoustic continuity test
- Capacity and frequency measurement
- Harmonics measurement for current and voltage values (up to the 25th harmonic)
- THD measurement
- Measurement of the inrush current
- Display of the rotary field direction

Product Information

- Automatic measuring range selection
- Integrated measurement memory (Data Hold, MIN/MAX)
- Additional bargraph display
- Peak value measurement
- Low Pass frequency filter
- Large clear display with background light
- Clamp opening 42 mm
- Auto-Power-Off

Product Highlights

- True RMS measurement AC+DC (TRMS)
- Non contact voltage detection
- Torch function via white LED
- Joystick for easy function selection



Scope of supply:

- 1 x ACD-53NAV
- 2 x test leads
- 1 x battery 9 V, IEC 6F22
- 1 x carrying case
- 1 x user manual



Accessories:

Test lead set TL245A

Technical Data

Display	3 ¹ / ₂ -digit, 4000 digits
Measuring ranges	
Current AC	0.01...1000 A
Basic accuracy	± (1.5 % rdg. + 5 digits)
Frequency range	50 Hz...400 Hz
Voltage AC	0.01...1000 V
Basic accuracy	± (1 % rdg. + 5 digits)
Frequency range	50 Hz...500 Hz
Voltage DC	0.01...1000 V
Basic accuracy	± (0.7 % rdg. + 2 digits)
Active power	0...999.9 kW
cos φ	-1.00...0.00...+1.00
Harmonics display	up to the 25 th
THD	0.1...100%
Resistance	1 Ω...99.99 kΩ
Basic accuracy	± (1 % rdg. + 3 digits)
Continuity	R < 30 Ω
Frequency measurement	20.00...9.999 kHz
Capacitance	0.01...4000 μF
Pollution degree:	2
Measurement category	CAT IV 600V /CAT III 1000V
Safety cert.	DIN VDE 0411/EN 61010/IEC 61010
Clamp opening	42 mm
Power supply	1 x battery 9 V, IEC 6F22
Dimensions	approx. 260 x 80 x 40 mm
Weight	approx. 480 g

Ordering Information:

Description	Order No.
ACD-53NAV	3729977
TL245A	3034444



NEW

ACDC-54NAV
Power clamp meter 1000 A
(AC/DC) TRMS with joystick

Functions

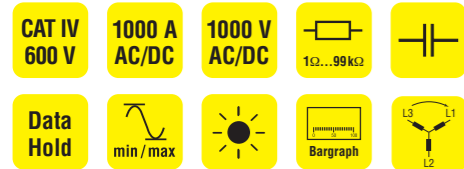
- Current, voltage and resistance measurement
- Measurement of active power (W)
- Measurement of the power factor cos φ
- Acoustic continuity test
- Capacity and frequency measurement
- Temperature measurement
- Harmonics measurement for current and voltage values (up to the 25th harmonic)
- THD measurement
- Measurement of the inrush current
- Display of the rotary field direction

Product Information

- Automatic measuring range selection
- Integrated measurement memory (Data Hold, MIN/MAX)
- Additional bargraph display
- Peak value measurement
- Low Pass frequency filter
- Large clear display with background light
- Clamp opening 42 mm
- Auto-Power-Off

Product Highlights

- True RMS measurement AC+DC (TRMS)
- Non contact voltage detection
- Torch function via white LED
- Joystick for easy function selection



Scope of supply:

- 1 x ACDC-54NAV
- 2 x test leads
- 1 x flexible temperature sensor
- 1 x battery 9 V, IEC 6F22
- 1 x carrying case
- 1 x user manual



Accessories:

Test lead set TL245A

Technical Data

Display	LCD, 3 ¹ / ₂ -digit, 4000 digits
Measuring ranges	
Current AC	0.01...1000 A
Basic accuracy	± (1.5 % rdg. + 5 digits)
Frequency range	50 Hz...400 Hz
Current DC	0.01...1000 A
Basic accuracy	± (1.5 % rdg. + 5 digits)
Voltage AC	0.01...1000 V
Basic accuracy	± (1 % rdg. + 5 digits)
Frequency range	50 Hz...500 Hz
Voltage DC	0.01...1000 V
Basic accuracy	± (0.7 % rdg. + 2 digits)
Active power	0...999.9 kW
cos φ	-1.00...0.00...+1.00
Harmonics display	up to the 25 th
THD	0.1...100%
Resistance	1 Ω...99.99 kΩ
Basic accuracy	± (1 % rdg. + 3 digits)
Continuity	R < 30 Ω
Frequency measurement	20.00...9.999 kHz
Capacitance	0.01...4000 μF
Temperature measurement	-50 °C...1000 °C
Pollution degree:	2
Measurement category:	CAT IV/600V, CAT III/1000V
Safety cert.:	DIN VDE 0411, EN 61010, IEC 61010
Clamp opening	42 mm
Power supply	1 x battery 9 V, IEC 6F22
Dimensions	approx. 260 x 80 x 40 mm
Weight	approx. 480 g

Ordering Information:

Description	Order No.
ACDC-54NAV	3729989
TL245A	3034444

Leakage Clamp Meter



AC50A Leakage current clamp (AC)

Functions

- Leakage current measurement
- Voltage and resistance measurement
- Continuity test with beeper

Product information

- Manual range selection
- Integrated measurement memory (data hold)
- MIN/MAX and relative value measurement
- Additional bar graph display
- Jaw opening: 30 mm
- Auto power-off

Product highlights

- Minimum resolution: 0.01 mA
- Range of applications: measurement of leakage or fault currents, current consumption of devices in service sector without open the circuit



Scope of supply:

- 1 x AC50A
- 2 x test leads
- 2 x 1.5 V battery, IEC LR6
- 1 x carrying case
- 1 x user manual



Accessories:

- Test lead set TL245A

Technical Data

Display:	LCD, 3 $\frac{1}{2}$ -digit, 3999 digits
Measurement ranges	
Current AC:	0.01 mA...60 A
Tolerance:	±(1.5% rdg. + 5 digits)
AC voltage:	0.1...400 V
Tolerance:	±(2% rdg. + 4 digits)
Frequency range for AC current/voltage:	40 Hz...1 kHz
Input resistance:	10 MΩ
Tolerance:	
Resistance:	0.1...400 Ω
Tolerance:	±(1% rdg. + 2 digits)
Continuity:	R < 40 Ω
Pollution degree:	2
Measurement category:	CAT II/600 V
Safety cert.:	EN 61010/IEC 61010
Jaw opening:	30 mm
Power supply:	2 x 1.5 V battery, IEC LR6
Dimensions:	210 x 62 x 36 mm
Weight:	approx. 200 g

Ordering Information:

Description	Order No.
AC50A	3033017
TL245A	3034444



LH41A Current clamp (AC/DC)

Functions

- Current measurement from 1 mA AC and DC

Product information

- Manual range selection
- Jaw opening: 19 mm
- Automatic zero-point (DC measurement range)
- Integrated 5 s measurement memory (data hold)
- Auto power-off

Product highlights

- Minimum resolution: 1 mA
- Shielded against external interference



Scope of supply:

- 1 x LH41A
- 1 x 9 V battery, IEC 6LR61
- 1 x user manual

Technical Data

Display:	LCD, 4000 digits
Measurement ranges	
Current AC/DC:	0.001...40 A
Basic accuracy:	±(1.3% rdg. + 5 digits)
Frequency range:	40...400 Hz
Pollution degree:	2
Measurement category:	CAT III/300 V
Safety cert.:	EN 61010/IEC 61010
Jaw opening:	19 mm
Power supply:	1 x 9 V battery, IEC 6LR61
Dimensions:	184 x 71 x 31 mm
Weight:	approx. 235 g

Ordering Information:

Description	Order No.
LH41A	3030898

Current clamp adapter



A-300 Current clamp adapter (AC)

Functions

- Clamp adapter for extending the AC ranges of multimeters up to 200 A

Product information

- Output voltage: 1 mV/mA; 100 mV/A; 5 mV/A
- Jaw opening: 15 mm
- Detachable test leads
- No batteries required

Technical Data

Measurement ranges	
Current AC	1 A, 10 A, 200 A
Basic accuracy:	±(3 %)
Frequency range:	40 Hz...5 kHz
Output voltage	1 mV/mA; 100 mV/A; 5 mV/A
Measurement category:	CAT III/300 V
Safety cert.:	EN 61010/IEC 61010
Jaw opening:	15 mm
Dimensions:	ca. 116 x 46 x 23 mm
Weight:	approx. 165 g



Scope of supply:

1 x A-300
1 x user manual

Ordering Information:

Description	Order No.
A-300	2744335



ACF-3000AK Flexible current transducer (AC)

Functions

- Flexible current transducer for extending the AC ranges of multimeters up to 3000 A

Product information

- Can be used with all common multimeters (mV measurement range)
- 4 mm connection
- Measurements also possible in small, compact systems with limited space without the need to disconnect cables
- Separate electronic unit for accurate measurements
- Transducer diameter: 178 mm

Product highlights

- Suitable for measuring cables and busbars that are difficult to access, as the flexible transformer can be placed around the object to be measured.
- Current measurement up to 3000 A AC

Technical Data

Measurement ranges	
Current AC:	30 A, 300 A, 3000 A
Basic accuracy:	±(1.0% rdg.)
Output voltage:	100 mV, 10 mV, 1 mV/A
AC frequency range:	10 Hz...20 kHz
Pollution degree:	2
Measurement category:	CAT III/600 V
Safety cert.:	EN 61010/IEC 61010
Transducer diameter:	210 mm (178 mm internal)
Power supply:	2 x 1.5 V battery, IEC LR6
Weight:	approx. 180 g



Scope of supply:

1 x ACF-3000AK
1 x connecting cable (2 m)
2 x 1.5 V battery, IEC LR06
1 x user manual

Ordering Information:

Description	Order No.
ACF-3000AK	2732388

Current clamp adapter



CAT III
300 V

1000 A
AC/DC

Output
Analog

CT235A Current clamp adapter (AC/DC)

Functions

- Clamp adapter for extending the AC and DC ranges of multimeters up to 1000 A AC/DC

Product information

- Can be used with all common multimeters; also compatible with TRUE RMS multimeters and analogue recorders
- Output signal: 1 mV corresponds to 1 A test current
- Jaw opening: 32 mm
- Fixed test leads
- Zero adjustment

Technical Data

Measurement ranges	
Current AC/DC:	200 A, 1000 A
Basic accuracy:	$\pm(1\% + 0.5 \text{ A})$
Output voltage:	1 mV/A
AC frequency range:	50 Hz...10 kHz
Pollution degree:	2
Measurement category:	CAT III/300 V
Safety cert.:	EN 61010/IEC 61010
Jaw opening:	32 mm
Cable Length:	approx. 1.5 m
Power supply:	1 x 9 V battery, IEC 6F22
Dimensions:	approx. 195 x 70 x 30 mm
Weight:	approx. 300 g

Scope of supply:

1 x CT235A
1 x 9 V battery, IEC 6F22

Ordering Information:

Description	Order No.
CT235A	3026809



CAT III
300 V

200 A
AC/DC

Output
Analog

CT237B Current clamp adapter (AC/DC)

Functions

- Clamp adapter for extending the AC and DC ranges of multimeters up to 200 A AC/DC

Product information

- Can be used with all common multimeters; also compatible with TRUE RMS multimeters and analogue recorders
- Output signal: 10 mV corresponds to 1 A test current
- Jaw opening: 20 mm
- Fixed test leads
- Zero adjustment

Technical Data

Measurement ranges	
Current AC/DC:	20 A, 200 A
Basic accuracy:	$\pm(1,2\% + 0.03 \text{ A})$
Output voltage:	10 mV/A (20 A measurement range) 1 mV/A (200 A measurement range)
AC frequency range:	50 Hz...1 kHz
Pollution degree:	2
Measurement category:	CAT III/300 V
Safety cert.:	EN 61010/IEC 61010
Jaw opening:	20 mm
Cable Length:	approx. 1.5 m
Power supply:	1 x 9 V battery, IEC 6F22
Dimensions:	approx. 185 x 70 x 30 mm
Weight:	approx. 280 g

Scope of supply:

1 x CT237B
1 x 9 V battery, IEC 6F22

Ordering Information:

Description	Order No.
CT237B	3511514



TELARIS® 0100-PLUS Multifunction installation tester

Functions

- Loop resistance measurement up to 265 V
- Measurement of internal line resistance up to 440 V
- Measurement of short circuit current
- RCD measurement (contact voltage, trip time, trip current — with ramp current)
- Low ohm measurement
- Insulation measurement with 100, 250, 500 V
- Voltage and frequency measurement
- Phase rotation test

Product information

- Memory for 500 readings
- IR/RS-232 interface for transferring stored measurements to a PC
- Optional software available
- Integrated socket test with contact electrode for identification of incorrectly connected sockets or missing protective earth
- Large, clear display to enable easy reading of measured values and units
- Auto power-off

Product highlights

- Measurement of loop resistance and short circuit current without tripping RCD

Technical Data

Display:	LCD, 3 1/2-digit, 1999 digits
Measurement range/resolution	
Voltage:	1...440 V/1V AC/DC
Frequency:	10...99.9 Hz/0.1 Hz
Loop resistance:	0.15...19.99/199.9/1999 Ω 0.01/0.1/1 Ω
Short circuit current:	0.10 A...1.7 kA/0.01 A...0.1 kA
Input voltage range:	195...264 V 50/60 Hz
Test current:	approx. 4.6 A (at 230 V)
Internal line resistance:	0.15...19.99/199.9/1999 Ω, 0.01/0.1/1 Ω
Short circuit current:	0.10 A...2.7 kA/0.01 A...0.1 kA
Input voltage range:	195...440 V 50/60 Hz
Test current:	approx. 4.6 A (at 230 V)
Loop resistance without tripping RCD:	0.5...19.99/199.9/1999 Ω, 0.01/0.1/1 Ω
Short circuit current:	0.50 A...0.5 kA/0.01 A...0.1 kA
Input voltage range:	195...264 V 50/60 Hz
Test current:	approx. 5 mA (at 230 V)
Insulation resistance:	0.05...19.99/199.9 MΩ, 0.01/ 0.1 MΩ
Test voltage:	100, 250, 500 V DC
Low ohm measurement:	0.05...19.99/199.9/1999 Ω, 0.01/0.1/1 Ω
Test current:	> 200 mA DC
RCD nominal trip currents:	10, 30, 100, 300, 500 mA, 0.5 x 30 mA, 5 x 30 mA
Selective:	100, 300, 500 mA
Measurement functions:	contact voltage, trip time, trip current test with rising test current
Contact voltage:	1...63 V
Earth resistance:	10...1999 Ω/19.99 kΩ/1 Ω/ 0.01 kΩ
Trip time:	1...500 ms/1 ms
Trip current:	40...140% of I _{Δn} (in 10% steps)
Phase rotation test	
Input voltage range:	100...440 V 50/60 Hz
Measurement memory:	approx. 500 readings
Interface:	IR/RS-232
Safety cert.:	EN61010, IEC61010, EN61557, IEC6155
Measurement category:	CAT III/440 V
Pollution degree:	2
Protection category:	IP 40
Power supply:	6 x 1.5 V battery, IEC LR6
Dimensions:	235 x 105 x 70 mm
Weight:	approx. 650 g

Scope of supply:

- 1 x TELARIS 0100-PLUS
- 1 x test lead with schuko plug
- 3 x test lead with safety plug
- 3 x crocodile clips
- 3 x test probes
- 1 x holster
- 1 x carrying case
- 6 x 1.5 V battery, IEC LR6
- 1 x user manual



Ordering Information:

Description	Order No.
TELARIS 0100-PLUS EUR	3087130
TELARIS 0100-PLUS UK	3087166
TELARIS 0100-PLUS CH	3087153

Installation testers



TELARIS® LOOP-TEST Loop tester

Functions

- Measurement of loop resistance and short circuit current without tripping RCD
- Measurement of internal line resistance and short circuit current
- Separate analysis of individual conductor resistances: protective earth resistance, phase resistance and neutral resistance
- Voltage and frequency measurement

Product information

- Memory for 250 readings
- IR/RS-232 interface for transferring measurements to a PC
- Optional software available
- Integrated socket test with contact electrode for quick identification of incorrectly connected sockets or missing protective earth
- Preselection of max. contact voltage limit
- Large, clear display to enable easy reading of measured values and units
- Auto power-off

Product highlights

- Patented procedure for determining loop resistance and short circuit current without tripping of the RCD

Scope of supply:

- 1 x TELARIS LOOP-TEST
- 1 x test lead with schuko plug
- 1 x 3-pole test lead
- 3 x crocodile clip
- 3 x test probes
- 1 x holster
- 1 x carrying case
- 1 x 9 V battery, 6 LR 61
- 1 x user manual

Technical Data

Display:	LCD, 3 1/2-digit, 1999 digits
Measurement range/resolution/tolerance	
Loop resistance:	0.05...1999 Ω/0.01...1 Ω/ ±(8% rdg. + 8 digits)
Line resistance:	0.05...19.99 Ω/0.01/ ±(6% rdg. + 6 digits)
Neutral resistance:	0.05...19.99 Ω/0.01/ ±(6% rdg. + 8 digits)
Protective earth resistance:	0.05...1999 Ω/0.01...1 Ω/ ±(7% rdg. + 8 digits)
Phase resistance:	0.05...19.99 Ω/0.01/ ±(6% rdg. + 8 digits)
Short circuit current:	1 A...4.6 kA/1 A, 10 A
Voltage:	0...300 V/1 V/±(5% rdg. + 5 digits)
Mains frequency:	10...200 Hz/0.1 Hz/ ±(1% rdg. + 2 digits)
Contact voltage:	25 V/50 V (switchable)
Measurement memory:	approx. 250 readings
Interface:	IR/RS-232
Safety cert.:	EN 61010, IEC 61010; EN 61557, IEC 61557
Measurement category:	CAT III/300 V
Pollution degree:	2
Protection category:	IP 50
Power supply:	1 x 9 V battery, IEC 6LR61
Dimensions:	235 x 105 x 70 mm
Weight:	approx. 500 g

Ordering Information:

Description	Order No.
TELARIS LOOP-TEST EUR	3087175
TELARIS LOOP-TEST UK	3087194

Important points regarding loop impedance measurement

In highly built-up areas, it is very difficult to isolate the probes from regional voltages drops associated with earth electrodes and auxiliary earths. As an alternative, if there is a supply voltage present, a loop impedance measurement can be performed directly by the earth electrode to be tested.

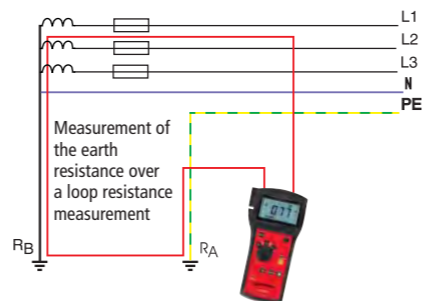
The result of the measurement is then higher as it includes the resistance of the outer conductor. The true earth resistance is thus lower than the value measured. By measuring the loop impedance, it is possible to calculate the short-circuit current that would flow in the event of a fault and trip an upstream overcurrent protection device (fuse).

The loop impedance must be so low that a sufficiently high short-circuit current can flow. This is the only way that the required maximum tripping time of the overcurrent protection device can be

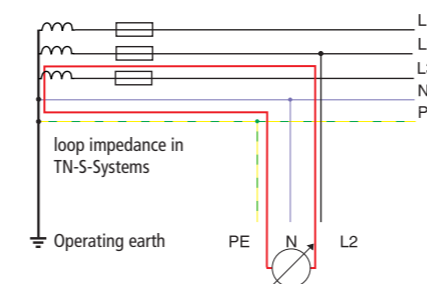
achieved. For fuses, the disconnecting time is 5 seconds, while a conventional power circuit breaker must trip within 0.4 seconds. The loop consists of the resistance of the current source, the resistance of the outer conductor to the current source and the resistance of the return conductor to the current source.

The measurement is performed by briefly supplying the circuit with a constant current and measuring the voltage before and while the current is flowing using a test resistor that is integrated in the device. As a result of the test current, a voltage drop occurs in the current loop, causing the voltage across the test resistor to drop briefly.

The loop impedance and short-circuit current can then be calculated from the voltage difference. To check loop impedance, only meters that comply with DIN VDE 0413, EN 61557, IEC 61557 may be used.



Earth Tests by use of loop impedance test



Loop impedance measurement L2-PE



TELARIS® RCD-TEST RCD tester

Functions

- Testing of all common RCD, incl. selective and AC/DC-sensitive types
- Measurement of contact voltage without tripping RCD breaker
- Tripping with nominal current or rising test current
- Automatic RCD analysis for testing all RCD parameters
- Display of earth resistance

Product information

- Memory for 100 readings
- IR/RS-232 interface for transferring measurements to a PC
- Optional software available
- Preselectable test current: x 0.5/x 1/x 2 and x 5
- Wave form preselectable for AC/DC-sensitive RCD
- Integrated socket test with contact electrode for quick identification of incorrectly connected sockets or missing protective earth
- Large, clear display to enable easy reading of measured values and units
- Auto power-off

Product highlights

- Testing of DC-sensitive RCD (type B)

Technical Data

Display:	LCD, 3 1/2-digit, 1999 digits
Measurement range/resolution	
RCD nominal trip currents:	10/30/100/300/500 mA/1 A, selective: 100 mA/300 mA/500 mA/1 A
Contact voltage:	0.6...70 V/0.1 V
Tolerance:	(-0%...+10%) + 6 digits
Trip time:	2...1999 ms/1 ms
Accuracy:	±(2% + 2 digits)
Test current type:	AC, DC and pulsating current
Earth resistance:	0.01...1999 Ω/1 Ω
Accuracy:	±(10% + 10 digits)
Mains voltage:	230 V +10%/-15%
Measurement memory:	approx. 100 readings
Interface:	IR/RS-232
Safety cert.:	EN 61010, IEC 61010; EN 61557, IEC 61557
Measurement category:	CAT III/300 V
Pollution degree:	2
Protection category:	IP 50
Power supply:	6 x 1.5 V battery, IEC LR6
Dimensions:	235 x 105 x 70 mm
Weight:	approx. 650 g

Ordering Information:

Description	Order No.
TELARIS RCD-TEST EUR	3087203
TELARIS RCD-TEST UK	3087215

Scope of supply:

- 1 x TELARIS RCD-TEST
- 1 x test lead with schuko plug
- 1 x 3-pole test lead
- 3 x crocodile clips
- 3 x test probes
- 1 x holster
- 1 x carrying case
- 6 x 1.5 V battery, IEC LR6
- 1 x user manual



DGC-1000 A Clamp meter for earth loop measurement

Functions

- Earth loop measurement range: 0.025-1500 Ω
- Leakage current measurement range: 0.2 - 1000 mA
- Current measurement range: 0.2-30 A

Product information

- Measurement memory for 116 readings
- Recording interval: 1-255 s
- Limit adjustment with alarm function
- Data hold function
- Jaw opening: 23 mm
- Calibration loop included

Product highlights

- Earth measurement in closed earthing system without setting of earth stakes
- TRMS current measurement

Technical Data

Display:	LCD, 4-digit, 9999 digits
Display range/resolution	
Earth resistance:	0.025...1500 Ω
Leakage current:	0.2...1.000/10.00/100.0/1000 mA
Current:	0.001/0.01/0.1/1 mA 0.2...4.000 A/30 A 0.001/0.01 A
Measurement memory for 116 readings	
Recording interval:	1...255 s
General	
Crest factor:	< 3
Pollution degree:	2
Measurement category:	CAT III/300 V, CAT II/600 V
Safety cert.:	IEC 61010
Jaw opening:	ø 23 mm
Power supply:	1 x 9 V battery, IEC 6LR61
Dimensions:	257 x 100 x 47 mm
Weight	approx. 640 g

Ordering Information:

Description	Order No.
DGC-1000 A	2731217

Scope of supply:

- 1 x DGC-1000A
- 1 x 9 V battery, IEC 6LR61
- 1 x user manual
- 1 x calibration loop
- 1 x carrying case

Installation testers



TELARIS® EARTH-TEST Earth tester

Functions

- Measurement of earth resistance
- Measurement of specific earth resistance

Product information

- Integrated constant current measurement principle enables use in sandy or rocky environments
- Monitoring and display of auxiliary earth and probe resistances
- Display of active test current
- Automatic and manual selection of measurement frequency for interference reduction
- Test voltage preselection
- Large, clear display to enable easy reading of measured values and units
- Auto power-off

Product highlights

- 2-, 3-, and 4-pole earth measurement
- Specific earth measurement according to Wenner method

Technical Data

Display:	LCD, 3-digit, 1999 digits
Measurement principle:	current-voltage measurement
Measurement range/resolution	
Earth resistance:	0.05...19.99 Ω/0.01 Ω 20...199.9 Ω/0.1 Ω 200 Ω/1 Ω
Tolerance:	±(4% rdg. + 2 digits/0.1 Ω)
Probe resistance:	0.1...50 kΩ/0.1 kΩ
Tolerance:	±(10% rdg. + 3 digits)
Measurement current display:	0.1...13 mA/0.1 mA
Tolerance:	±(10% rdg. + 3 digits)
Max. measurement current:	approx. 12 mA
Max. measurement voltage:	25 V/50 V AC, switchable
Frequency:	127 Hz/140 Hz, switchable
Safety cert.:	EN 61010, IEC 61010, EN 61557, IEC 61557
Measurement category:	CAT III/300 V
Pollution degree:	2
Protection category:	IP 50
Power supply:	6 x 1.5 V battery, IEC LR6
Dimensions:	235 x 105 x 70 mm
Weight:	approx. 640 g

Scope of supply:

- 1 x TELARIS EARTH-TEST
- 2 x test leads
- 2 x crocodile clips
- 1 x holster
- 1 x carrying case
- 6 x 1.5 V battery, IEC LR6
- 1 x user manual



Accessories:

- Earth testing accessory kit **AMPRB-ET4**

Ordering Information:

Description	Order No.
TELARIS EARTH-TEST	2147319
AMPRB-ET4	3352363



AMB-45 Digital insulation tester up to 1000 V

Functions

- Insulation measurement
- Voltage measurement
- Resistance measurement
- Continuity test with beeper

Product information

- Measurement memory for 4000 readings
- RS-232 interface for transferring stored measurements to a PC
- Lock function enables continuous operation
- Additional bar graph display
- Integrated protective holster
- Auto power-off

Product highlights

- Adjustable test time

Technical Data

Display:	LCD, 3 1/2-digit, 4500 digits
Display range/resolution	
Insulation resistance:	0...4.000/40.00/400.0/4000 MΩ, 0.01/0.01/0.1/1 MΩ
Test voltage:	250, 500, 1000 V
Test current:	> 1 mA
Voltage measurement:	0...600 V AC/DC / 1 V
Resistance measurement:	0...400.0/4000 Ω/0.1/1 Ω (tone at < 40 Ω)
Test current:	200 mA DC
Measurement memory for 4000 readings	
Safety cert.:	EN 61010, IEC 61010, EN 61557-2, IEC 61557-2
Measurement category:	CAT III/600 V
Pollution degree:	2
Power supply:	8 x 1.5 V battery, IEC LR6
Dimensions:	225 x 110 x 54 mm
Weight:	approx. 830 g (incl. batt.)

Scope of supply:

- 1 x AMB-45
- 2 x test leads
- 2 x crocodile clip
- 2 x test probe
- 8 x 1.5 V battery, IEC LR6
- 1 x user manual
- 1 x carrying case
- 1 x CD with AMB-45 software
- 1 x RS-232 interface cable

Ordering Information:

Description	Order No.
AMB-45	2731024



TELARIS® ISO-PRO Insulation tester

Functions

- Insulation measurement
- Low ohm measurement
- Voltage measurement

Product information

- Memory for approx. 500 readings
- IR/RS-232 interface for transferring measurements to a PC
- Optional software available
- Presettable limit values for insulation resistance measurements
- Test lead compensation for exact zero-point adjustment
- Additional bar graph display for insulation measurement
- Large, clear display to enable easy reading of measured values and units
- Backlit display
- Auto power-off

Product highlights

- Adjustable measurement timer enables measurements over longer periods of time
- Test of response voltage of overvoltage suppressors (varistors)
- Also suitable for insulation measurements on floors and walls according to IEC/HD 60364-6

Technical Data

Display: LCD, 3 1/2-digit, 1999 digits with bar graph
 Measurement range/resolution
 Insulation resistance: 0.005...1.999 MΩ/1 kΩ, 2...19.99 MΩ/10 kΩ, 20...199.9 MΩ/100 kΩ, 200...1999 MΩ/1 MΩ
 Test voltage: 100/250/500/1000 V DC
 Voltage: 0...600 V AC/DC / 1 V
 Measurement timer: 0, 10, 30, 180 s (adjustable)
 Voltage protection level: 10...1000 V DC, 6...625 V AC
 Low ohm measurement: 0.03...19.99 Ω/0.01 Ω
 Test current: > 200 mA
 Measurement memory: approx. 500 readings
 Interface: IR/RS-232
 Safety cert.: EN 61010, IEC 61010, EN 61557-4, IEC 61557-4
 Measurement category: CAT III/600 V
 Pollution degree: 2
 Protection category: IP 50
 Power supply: 6 x 1.5 V battery, IEC LR6
 Dimensions: 235 x 105 x 70 mm
 Weight: approx. 660 g

Ordering Information:

Description	Order No.
TELARIS ISO-PRO	3087232

Scope of supply:

- 1 x TELARIS ISO-PRO
- 2 x test leads
- 2 x crocodile clips
- 1 x test probe (PSA 4), attachable
- 2 x test probes
- 1 x holster
- 1 x carrying case
- 6 x 1.5 V battery, IEC LR6
- 1 x user manual



DAA-16, DAA-32



DAK-16, DAK-32

DAA-16, DAA-32 Three-phase adapter 16 A or 32 A

- Three-phase connector CEE 16 A
- Connections via five separate 4 mm sockets for L1, L2, L3, N and PE
- For quick connection of test devices to three-phase sockets at installation tests according to IEC/HD 60364

DAK-16, DAK-32 Three-phase adapter 16 A or 32 A

- Three-phase coupling CEE 16 A
- Connections via five separate 4 mm sockets for L1, L2, L3, N and PE
- For quick connection of three-phase powered appliances for appliance tests in accordance with DIN VDE 0701-0702

Ordering Information:

Description	Order No.
DAA-16	2743806
DAA-32	2743850
DAK-16	2743814
DAK-32	2743823

Machinery tester



MT 204-S Machinery tester in accordance with EN 60204-1

Functions

- Measurement of protective earth resistance
- Loop/Line impedance measurement
- Insulation resistance measurement
- Residual voltage measurement
- High-voltage test

Product information

- Measurement memory for approx. 2000 readings
- Integrated interface (USB 2.0) for transferring measurements to PC
- Separate interface (USB 2.0) for connecting a barcode scanner and keyboard
- Graphical LCD for measured values, limit values and parameters
- Wiring diagrams and limit values on device lid
- Compact carrying case
- One pair of sockets for all measurements
- Test lead compensation
- High-voltage test with adjustable value for trip current
- Optical and acoustic limit value display

Product highlights

- 10 A test current for protective earth resistance
- 0.2 A test current for protective earth resistance
- Loop/line impedance measurement up to 440 V
- Display of short circuit current (PSC)
- Insulation measurement with 250 V to 500 V test voltage
- Residual voltage measurement; display of discharge voltage/time
- Integrated high-voltage test (can be deactivated via key switch)

Technical Data

Display:	graphical LCD, 128 x 64 pixels
Display range/resolution	
Protective earth resistance: (10 A)	0.00...20.00 Ω/0.01 Ω
Max. Test current/voltage:	> 10 A / > 4 V AC
Protective earth resistance: (0.2 A)	0.00...4.00 Ω/0.01 Ω
Test current/voltage:	> 0.2 A / > 4 V AC
Loop/line impedance:	0.00...20.00 Ω/0.01 Ω
Test current:	20 A (10 ms) at 230 V
Voltage range:	190...440 V
Short circuit current:	11.5 A...23 kA
Insulation resistance:	0.00...100.0 MΩ, 0.01 MΩ, 0.1 MΩ
Test voltage/current:	250 V...500 V (in 10 V steps)/ >1 mA DC
Residual voltage measurement range:	0.0...400 V AC/DC
Measurement time:	1 s, 5 s
Time measurement range:	0...300 s
High-voltage test voltage/current:	1000 V/50 mA AC
Trip current:	5, 10, 25, 50 mA (adjustable)
Measurement memory:	up to 2000 readings
Interfaces (USB 2.0):	PC and barcode scanner
Limit value display:	optical and acoustic
Safety cert.:	IEC/EN 61010-1, EN 61557 parts 2, 3, 4
Measurement category:	CAT IV/300 V, CAT III/600V
Pollution degree:	2
Protection class:	I
Protection category:	IP 40
Power supply:	230 V +10%/-15% 50 Hz, max. 100 VA
Dimensions:	340 x 310 x 170 mm
Weight:	7 kg

Scope of supply:

- 1 x MT 204-S
- 1 x mains lead
- 2 x safety test lead, 2 m each
- 2 x test lead extension, 10 m each
- 2 x crocodile clips
- 1 x interface cable
- 1 x user manual

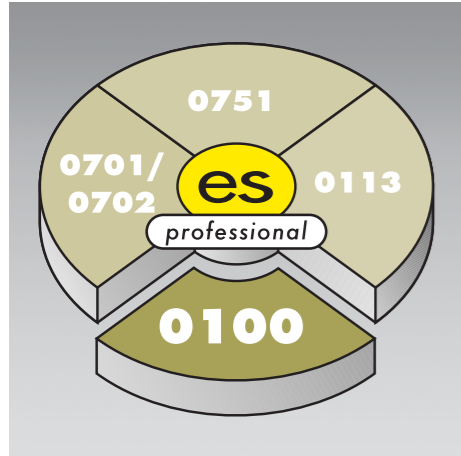
Accessories:

- Keyboard, USB (German Version) **KBGE-MT204S**
- Keyboard, USB (UK version) **KBUK-MT204S**
- Barcode Scanner, USB **BC-MT204S**

Ordering Information:

Description	Order No.
MT 204-S	3454632
KBGE-MT204S	3504388
KBUK-MT204S	3504395
BC-MT204S	3504407





es control 0100 professional

Software for reports and test certificates in accordance with IEC/HD 60364-6, EN 50110

Functions

- Easy-to-use, upgradable software for managing and logging measurement data in accordance with IEC/HD 60364-6, EN 50110

Software information

- Clear and simple hierarchy
- Easily manageable database structure (client, site, test, distribution and circuit) always visible
- Transfer of measured values from tester to PC
- Automatic creation of new devices under test that are not yet in the database. Tests can thus be printed out quickly and easily.
- Printing of test certificates
- Lists can be exported in text and Excel format
- Windows® Vista and Windows® 7 compatible*

Software highlights

- Access authorisation/user administration for four different user groups
- Comparison and update of different es control databases (replication)
- Result evaluation for tests in accordance with IEC/HD 60364-6 for quick evaluation of overall test
- Ideal software for all providers of repeat testing services or at facility management

Recommended system requirements

Operating system:	Windows XP; Vista; 7
Processor:	Pentium IV or similar
RAM:	512 MB or higher
Screen:	VGA monitor or higher resolution monitor; Super VGA recommended (800 x 600 or higher)
Available storage:	400 MB
Drive:	CD-ROM
Interface:	RS232; 9-pole

Supported Products

- TELARIS 0100-PLUS
- TELARIS RCD-TEST
- TELARIS LOOP-TEST
- TELARIS ISO-PRO

Scope of supply:

- 1 x es control 0100 professional on CD-ROM
- 1 x user manual



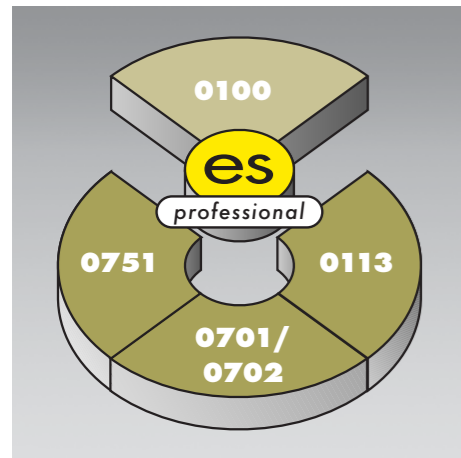
Accessories:

- RS-232 to USB Converter Cable 1217

Ordering Information:

Description	Order No.
ES CONTROL 0100	2390062
ES CONTROL COMPLETE	2390735
1217	2389965

Software



es control 0113 professional

Software for reports and test certificates in accordance with DIN VDE 0701-0702, EN 62353 and EN 60204-1

Functions

- Easy-to-use, upgradable software for managing and logging at appliance testing according to DIN VDE 0701-0702, medical-electrical devices according to EN 62353 and machines according to EN 60204-1

Software information

- Clear and simple hierarchy
- Easily manageable database structure (client, site, location, DUT, test) always visible
- Transfer of measured values from tester to PC
- Automatic creation of new devices under test that are not yet in the database. Tests can thus be printed out quickly and easily.
- Results of a test series can be printed out in form of a list or individual logs for each DUT
- Lists can be exported in text and Excel format
- Windows® Vista and Windows® 7 compatible*

Software highlights

- Access authorisation/user administration for four different user groups
- Comparison and update of different es control databases (replication)
- Interface to external barcode printing programs (Brother® P-Touch), allowing the DUT number and test code to be printed as a barcode
- Ideal software for all providers of repeat testing services or at facility management

Recommended system requirements

Operating system:	Windows XP; Vista; 7
Processor:	Pentium IV or similar
RAM:	512 MB or higher
Screen:	VGA monitor or higher resolution monitor; Super VGA recommended (800 x 600 or higher)
Available storage:	400 MB
Drive:	CD-ROM
Interface:	RS232; 9-pole

Supported Products

- MT 204-S

Scope of supply:

- 1 x es control 0701/0702/0751/0113 professional on CD-ROM
- 1 x user manual

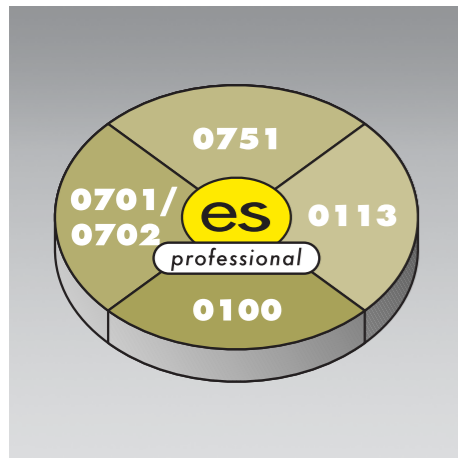


Accessories:

- RS-232 to USB Converter Cable 1217

Ordering Information:

Description	Order No.
ES CONTROL 0113	2390081
ES CONTROL COMPLETE	2390735
1217	2389965



es control professional complete package software for reports and test certificates in accordance with IEC/HD 60364-6, EN 50110, DIN VDE 0701-0702, EN 62353 and EN 60204-1

Functions

- Easy-to-use, upgradable software for managing and logging according to IEC/HD 60364-6, EN 50110, appliance testing according to DIN VDE 0701/0702, medical-electrical devices according to EN 62353 and machines according to EN 60204-1

Software information

- Clear and simple hierarchy
- Easily manageable database structure (client, site, location, DUT, test or, in the case of electrical systems, client, site, test, distribution and circuit) always visible
- Transfer of measured values from tester to PC
- Automatic creation of new devices under test that are not yet in the database. Tests can thus be printed out quickly and easily.
- Results of a test series can be printed out in form of a list or individual logs for each DUT
- Lists can be exported in text and Excel format
- Windows® Vista and Windows® 7 compatible*

Software highlights

- Comprises es control 0100 professional and es control 0113 professional
- Access authorisation/user administration for four different user groups
- Comparison and update of different es control databases (replication)
- Interface to external barcode printing programs (Brother® P-Touch), allowing the DUT number and test code to be printed as a barcode
- Result evaluation for tests in accordance with IEC/HD 60364-6 for quick evaluation of overall test
- Ideal software for all providers of repeat testing services or in the field of facility management

Recommended system requirements

Operating system: Windows XP; Vista; 7
 Processor: Pentium IV or similar
 RAM: 512 MB or higher
 Screen: VGA monitor or higher resolution monitor; Super VGA recommended (800 x 600 or higher)
 Available storage: 400 MB
 Drive: CD-ROM
 Interface: RS232; 9-pole

Supported Products

- TELARIS 0100-PLUS
- TELARIS RCD-TEST
- TELARIS LOOP TEST
- TELARIS ISO-PRO
- MT 204-S

Scope of supply:

1 x es control professional on CD-ROM
 1 x user manual



Accessories:

RS-232 to USB Converter Cable 1217

Ordering Information:

Description	Order No.
ES CONTROL COMPLETE	2390735
1217	2839965

Software



38SW-A Software for Multimeter 38XR-A

- Windows software for transferring and processing data to/on a PC
- Extensive export function for processing measurement data, e.g. with MS Excel*
- RS-232 data cable included

Order No. 2727813



TM-SWA Software for TMA10A and TMD90A

- Windows software for transferring and processing displaying data to/on a PC
- RS-232 data cable included

Order No. 3027085



USB-KIT2 Software for ACD-45PQ and ACD-16 TRMS-PRO

- Windows software for transferring and processing data to/on a PC
- data cable included

Order No. 3804929



RS-232 to USB Converter Cable

Order No. 2389565



Interface adapter for TELARIS

- For connection to a PC via RS-232

Order No. 2145770



AMPRB-ET4 Earth Testing Accessory Kit

- Supported product: TELARIS EARTH
- Scope of supply:
- 1 x Carrying case
- 4 x Spikes (235 x Ø 10 mm),
- 1 x Test lead red (25 m)
- 1 x Test lead blue (25 m),
- 1 x Test lead green (5 m)
- 1 x Test lead black (5 m)
- 4 x Cable reel
- 4 x Crocodile clips

Order No. 3352363



IR608A Infrared thermometer

Functions

- Non-contact temperature measurement

Product information

- Switchable between °C and °F display
- Integrated measurement memory (data hold)
- Backlight
- Distance to spot size ratio: 8:1
- Auto power-off

Product highlights

- Laser-based targeting
- Handy and compact „pistol grip“ design

Technical Data

Display: LCD, 4-digit
 Measurement range: -18...+400°C, 0...750°F
 Resolution: 0.2°C/0.5°F
 Basic accuracy: ±2% or ±2°C (±3.5°F)
 Emissivity: 0.95 (preset)
 Response time: 500 ms
 Power supply: 1 x 9 V battery, IEC 6LR61
 Dimensions: 152 x 101 x 38 mm
 Weight: approx. 227 g



Scope of supply:

- 1 x IR608A
- 1 x 9 V battery, IEC 6LR61
- 1 x user manual

Ordering Information:

Description	Order No.
IR608 A	3015690



TH-1 Digital humidity and temperature meter

Functions

- Humidity measurement
- Temperature measurement

Product information

- Probe integrated in device
- Switchable between °C and °F measurement
- Integrated measurement memory (data hold)
- MIN and MAX data hold
- Auto power-off

Product highlights

- Compact and handy design
- Dew point
- Wet bulb

Technical Data

Display: dual-LCD
 Humidity measurement
 Measurement range: 0...100% rel. humidity
 Resolution: 0.1%
 Accuracy: ±3% rel. humidity
 Temperature measurement
 Measurement range: -20...+50°C/-4...+122°F
 Resolution: 0.1°C/0.1°F
 Accuracy: ±0.6°C/±1°F
 Power supply: 1 x 3 V battery, IEC 2032
 Dimensions: 175 x 42 x 16 mm
 Weight: approx. 120 g



Scope of supply:

- 1 x TH-1
- 1 x 3 V battery, IEC 2032
- 1 x user manual

Ordering Information:

Description	Order No.
TH-1	3311871

Environment



TPP1-C1 Pocket thermometer with immersion probe

Functions

- Temperature measurement with integrated NTC sensor

Product information

- Immersion probe
- Measurement memory (data hold)
- Compact design
- With protective sleeve/holder (TPP1-C1 only)

TPP2-C1 Pocket thermometer with surface probe

Similar as TPP1-C1, but with:

- Surface probe and no protective sleeve/holder



Technical Data

Display:	LCD, 3 1/2-digit	
Measurement range:	-50...+250°C	
Range	Resolution	Accuracy
-50...-20°C	1°C	±3°C
-19.9...+49.9°C	0.1°C	±2°C
+50.0...199.9°C	0.1°C	±(3% rdg. + 1°C)
+200...250°C	1°C	±(3% rdg. + 1°C)
Temperature change/response time:	> 5 K/s	
Power supply:	1 x 3 V battery, IEC 2032	
Dimensions (with protective sleeve):	approx. 40 x 30 x 160 mm	
Weight:	approx. 16 g	

Scope of supply:

- 1 x TPP1-C1 or TPP2-C1
- 1 x 3 V battery, IEC 2032
- 1 x user manual

Ordering Information:

Description		Order No.
TPP1-C1	TPP1-C1	2826634
TPP2-C1	TPP2-C1	2826652



TR100-A Temperature Data Logger with Digital Display

Functions

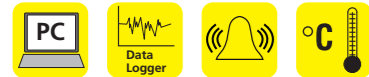
- Temperature measurement
- Data Logger

Product information

- Wall mountable
- Air Temperature displays in Celsius/Fahrenheit is selectable
- Offers visible LEDs warnings to monitor IAQ condition
- Instrument for indoor air quality monitoring
- Memory points selection: 1000, 2000, 4000, 8000, 12000, 16000
- Auto power off function

Product highlights

- USB Interface
- IP65 rated




Technical Data

Display:	LCD, 3 3/4 digit, 1999 digits
LED display:	red: Hi, LO Alarm; Yellow: Record
Temperature range:	-40...85°C (-40...185°F)
Basic accuracy:	
Temperature measurement:	± 0.6°C (-20...50°C / -4...122°F), ±1.2°C / 1.2°F all others
Resolution:	
Temperature:	0.1°C / 0.1°F
Sample points:	1k / 2k / 4k / 8k / 12k / 16k
Power supply:	1 x 3 V battery, IEC 2032
Protection degree:	IP65
Dimension:	75 x 55 x 23 mm
Weight:	approx. 200 g

Scope of supply:

- 1 x TR100-A
- 1 x user manual
- 1 x 3 V battery, IEC 2032
- 1 x USB-cable
- 1 x CD Download Suite



Accessories:

- External temperature sensor TPK-60

Ordering Information:

Description		Order No.
TR100-A		3477293
TPK-60		3503184



TR200-A Temperature / RH Data Logger with Digital Display

Functions

- Temperature measurement
- Relative Humidity measurement
- Data Logger

Product information

- Wall mountable
- Air Temperature displays in Celsius/Fahrenheit is selectable
- Offers visible LEDs warnings to monitor IAQ condition
- Instrument for indoor air quality monitoring
- Memory points selection : 1000, 2000, 4000, 8000, 12000, 16000
- Auto power off function

Product highlights

- USB Interface
- IP65 rated



Technical Data

Display	LCD, 3¼ digit, 1999 digits
LED display	Red: Hi, LO Alarm Yellow: Record
Measurement ranges	
Temperature range	
Internal sensor	-40°C...85°C (-40°F...185°F)
External probe	-40°C...100°C (-40°F...212°F)
Relative Humidity	0.0...99.9%
Basic accuracy	
Temperature	±0.6°C (-20°C...50°C) ±1.2°C for all others ±1°F (-4°F...122°F) ±1.2°F for all others
Relative Humidity	±3% at 25°C / 77°F 5% for all others
Resolution Temperature	0.1°C / 0.1°F
RH Resolution	0.1%
Sample points	1k / 2k / 4k / 8k / 12k / 16k
Power supply	1 x 3 V battery, IEC 2032
Protection degree	IP65
Dimensions	75 x 55 x 23 mm
Weight	approx. 200 g

Scope of supply:

- 1 x TR200-A
- 1 x user manual
- 1 x 3 V battery, IEC 2032
- 1 x USB-cable
- 1 x CD Download Suite



Accessories:

- External temperature sensor TPK-60

Ordering Information:

Description	Order No.
TR200-A	3477302
TPK-60	3503184



TR300 Temperature and Relative Humidity Data Logger

Functions

- Temperature measurement
- Relative Humidity measurement
- Data Logger

Product information

- Instrument for indoor air quality monitoring
- Wall mountable, self-standing or tripod mountable
- Displays Temperature, RH plus Real time date/hour stamp
- Air Temperature or Dew Point (DP) display and Celsius/Fahrenheit are selectable
- Offers both visible LEDs plus audible warnings to monitor IAQ condition
- Small size design
- Memory points selection: 1000, 2000, 4000, 6000, 8000, 12000, 16000

Product highlights

- USB interface
- Extra large digital display



Technical Data

Display	LCD
Ranges	
Temperature	-20...70°C (-4...158°F)
Relative Humidity	0...100%
Basic accuracy	Relative Humidity ±3% @ 10...90% ±5% @ others
Temperature	±0.6°C (±1°F) @ 0...50°C (32°F...122°F) ±1.2°C (±2°F) for all others
Resolution	
Temperature	0.1°C / 0.1°F
Humidity	0.1%
Power supply	4 x 1.5 V battery, IEC LR6
Dimensions	175 x 42 x 16 mm
Weight	approx. 200 g

Scope of supply:

- 1 x TR300
- 1 x user manual
- 4 x 1.5 V battery, IEC LR6
- 1 x USB-cable
- 1 x CD Download Suite

Ordering Information:

Description	Order No.
TR300	3311844

Environment

NEW



TMD-50

TMD-50 Digital Thermometer Type K with two Inputs

Functions

- Temperature measurement with connection for two sensors
- Measurement of the temperature difference

Product Information

- Connection for two temperature sensors type K
- Switchable for display in °C or °F
- Integrated measurement memory (Data Hold)
- MIN/MAX and relative value measurement
- Measurement of the average temperature
- Backlight
- Auto-Power-Off

Product Highlights

- Best precision 0.1%
- T1-T2 (temperature difference)
- Shock and impact-resistant by standard protective cover



NEW



TMD-53

TMD-53 Digital Thermometer Type K/Type J with two Inputs

similar as TMD-50 and also offers:

- Connection for two temperature sensors type K and type J
- Alarm function with Hi/Lo setting
- Clear multi-function display for T1, T2 and T1-T2 (temperature difference)



NEW

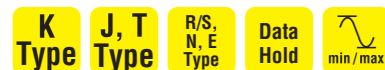


TMD-56

TMD-56 Digital Thermometer with Data Logger and USB Connection

similar as TMD-53 and also offers:

- Connection for two temperature sensors (for types K, J, T, R/S, N and E)
- Integrated real time clock and date
- Clear multi-function display for date, time, T1, T2 and T1-T2 (temperature difference)
- USB interface
- Software included
- Data logger for 16000 measurements (different intervals can be selected)



Technical Data TMD-50

Display	LCD, 3 1/2-digit, 1999 digits
Measuring range	type K -200...+1350° C (-328...+1999° F)
Basic accuracy	at -60°C...1350°C
±(0.1% rdg. + 1°C)	at -60°C...200°C
±(0.1% rdg. + 2°C)	at -76°F...1999°F
±(0.1% rdg. + 2°F)	at -76°F...-328°F
±(0.1% rdg. + 4°F)	
Resolution	0.1 °C/°F
Power supply	4 x battery 1.5 V, IEC R03, AAA
Dimensions	approx. 160 x 85 x 30 mm
Weight	approx. 280 g

Technical Data TMD-53

Display	LCD, 5-digit, 99999 digits
Measuring range	type K -200...+1350° C (-328...+2462° F)
Basic accuracy	at -50°C...1350°C
±(0.05% rdg. + 0.3°C)	at -50°C...-200°C
±(0.05% rdg. + 0.7°C)	at -58°F...2498°F
±(0.05% rdg. + 0.6°F)	at -58°F...-328°F
±(0.05% rdg. + 1.4°F)	
Resolution	0.1 °C/°F
Power supply	4 x battery 1.5 V, IEC R03, AAA
Dimensions	approx. 160 x 85 x 30 mm
Weight	approx. 280 g

Technical Data TMD-56

Display	LCD, 4 1/2-digit, 19999 digits
Measuring range	type K -200°C...1350°C (-328°F...2462°F)
Basic accuracy	type K
±(0.05% rdg. + 0.3°C)	at -50°C...1350°C
±(0.05% rdg. + 0.7°C)	at -50°C...-210°C
±(0.05% rdg. + 0.6°F)	at -58°F...2501°F
±(0.05% rdg. + 1.4°F)	at -58°F...-346°F
Resolution	0.1 °C/°F
Power supply	4 x battery 1.5 V, IEC R03, AAA
Dimensions	approx. 160 x 85 x 30 mm
Weight	approx. 360 g

Scope of supply TMD-50/TMD-53:

- 1 x TMD-50 or TMD-53
- 2 x type K wire sensor
- 4 x Battery 1.5 V, IEC R03, AAA
- 1 x user manual

Scope of supply TMD-56:

- 1 x TMD-56
- 2 x type K wire sensor
- 1 x USB cable
- 1 x Software CD
- 4 x Battery 1.5 V, IEC R03, AAA
- 1 x user manual

Ordering Information:

Description	Order No.
TMD-50	3730150
TMD-53	3730085
TMD-56	3730138



TH-3 Digital humidity and temperature meter

Functions

- Humidity measurement
- Temperature measurement

Product information

- Probe integrated in device
- Switchable between °C and °F measurement
- Integrated measurement memory (data hold)
- MIN and MAX data hold
- Auto power-off

THWD-3 Digital humidity and temperature meter

same as TH-3 and also offers:

- Dew point measurement
- Measurement of wet bulb temperature

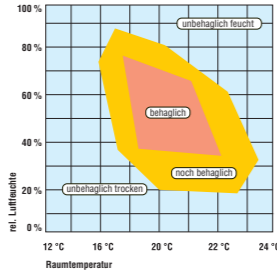
Technical Data

Display: dual-LCD, 3 1/2-digit
 Humidity measurement
 Measurement range: 5...95% rel. humidity
 Resolution: 0.1%
 Accuracy: ±3% rel. humidity
 Response time: < 3 min.
 Temperature measurement
 Measurement range: -20...+60°C/-4...+140°F
 Resolution: 0.1°C/0.1°F
 Accuracy: ±0.8°C/±1.6°F
 Response time: < 10 sec.
 Power supply: 1 x 9 V battery, IEC 6LR61 or 6F22
 Dimensions: 240 x 54 x 34 mm
 Weight: approx. 180 g



Scope of supply:

- 1 x TH-3 or THWD-3
- 1 x carrying case
- 1 x 9 V battery, IEC 6LR61
- 1 x user manual



Ordering Information:

Description	Order No.
TH-3	3027060
THWD-3	3033042



MT-10 Building materials & wood moisture meter

Functions

- Wood and building moisture measurement
- Temperature measurement

Product Information

- Measuring sensor integrated in the instrument
- Switchable for measurement in °C or °F and wood or building materials
- Backlight
- Auto-Power-Off

Product Highlights

- Compact and handy housing shape
- Quick and simple information about the moisture level by means of 3 LEDs:
 - green - air-dry environment
 - yellow - increased moisture
 - red - excessive moisture

Technical Data

Display LCD, 3 1/2-digit and 3 LEDs
Moisture measurement
 Measuring principle of electrical resistance
 Measuring range
 Wood 8...60%
 Building material 0.3...2.0%
 Temperature 0...40°C or 32...99°F
 Resolution
 Wood 0.1%
 Building material 0.01%
 Temperature 0.1°C / 0.2°F
 Precision
 Wood ±2%
 Building material ±0.1%
 Temperature ±1°C / ±2°F
 Power supply 1 x battery 9V, 6F22
 Dimensions 145 x 60 x 31 mm
 Weight approx. 100 g



Scope of supply:

- 1 x MT-10
- 1 x battery 9V, 6F22
- 1 x user manual

Ordering Information:

Description	Order No.
MT-10	3503178

**TPK-59****Flex. wire probe, 4 mm (0.5 m)**


Type K temperature probe
Temperature range: -46°C...+316°C
Accuracy: ±1.5°C

Order No.
2733660

**TA-1A****K-type Temperature, Adapter with shrouds**

- Adaptor with 4 mm plug
- Connector for Type K probes

Order No.
2766054

**TPK-60****Temperature Measuring Sensor**

- 2.5 mm jack plug
- Suitable for TR100-A and TR200-A
- Cable length 115 mm
- Temperature range (see TR100-A / TR200-A)

Order No.
3503184



LM-100 Digital Luxmeter

- Functions**
- Light measurement
- Product information**
- Manual range selection
 - Silicon sensor
 - Integrated measurement memory (data hold, MAX)

Technical Data

Display: LCD 3 1/2-digit
 Measurement range: 0...200, 2000, 20,000, 200,000 lux
 0...20, 200, 2000, 20,000 fc
 Resolution: 0.1, 1, 10, 100 lux/
 0.01, 0.1, 1, 10 fc
 Accuracy: < 10%
 Power supply: 9 V battery, IEC 6F22
 Device dimensions: 130 x 63 x 38 mm
 Sensor dimensions: 80 x 55 x 29 mm
 Weight: approx. 220 g

Range
0.1...
200 000 Lux

Data
Hold

Scope of supply:

- 1 x LM-100
- 1 x 9 V battery, IEC 6F22
- 1 x carrying case
- 1 x user manual

Ordering Information:

Description	Order No.
LM-100	3052348



LM-120 Digital Luxmeter

- Functions**
- Light measurement
- Product information**
- Automatic and manual range selection
 - Silicon sensor
 - Integrated measurement memory (data hold, MAX/MIN)
 - Auto power-off
 - Zero adjustment button

Technical Data

Display: LCD 3 1/2-digit
 Measurement range: 0...20, 0...200, 2000, 20,000, 200,000 lux
 0...20, 200, 2000, 20,000 fc
 Resolution: 0.1, 1, 10, 100 lux/
 0.01, 0.1, 1, 10 fc
 Accuracy: < 10%
 Power supply: 9 V battery, IEC 6F22
 Device dimensions: 130 x 63 x 38 mm
 Sensor dimensions: 80 x 55 x 29 mm
 Weight: approx. 220 g

Range
0.1...
200 000 Lux

Data
Hold

Max
Hold

Scope of supply:

- 1 x LM-120
- 1 x 9 V battery, IEC 6F22
- 1 x carrying case
- 1 x user manual

Ordering Information:

Description	Order No.
LM-120	3052353

Environment



SM-10 Sound meter

Functions

- Measurement of sound level

Product information

- Measurement according to frequency evaluation filters A and C, with direct display in dB
- Integrated measurement memory (data hold, MAX)
- Switchable between fast and slow response times
- Backlight

Technical Data

Display:	LCD, 4-digit
Measurement ranges	
A:	30...130 dB (resolution: 0.1 dB)
C:	35...130 dB (resolution: 0.1 dB)
Frequency range:	31.5 Hz...8 kHz
Tolerance:	±1.5 dB
Power supply:	1 x 9 V battery, IEC 6LR61
Dimensions:	200 x 55 x 38 mm
Weight:	approx. 230 g

Scope of supply:

- 1 x SM-10 sound meter
- 1 x 9 V battery, IEC 6LR61
- 1 x carrying case
- 1 x user manual

Ordering Information:

Description	Order No.
SM-10	3052366



SM-20A Sound meter

Functions

- Measurement of sound level

Product information

- Measurement according to frequency evaluation filters A and C, with direct display in dB
- Integrated measurement memory (data hold, MAX)
- Switchable between fast and slow response times
- Backlight

Product highlights

- USB interface for PC connection
- Internal data logger for 14,000 readings

Technical Data

Display:	LCD, 4-digit
Measurement ranges	
A:	30...130 dB (resolution: 0.1 dB)
C:	35...130 dB (resolution: 0.1 dB)
Frequency range:	31.5 Hz...8 kHz
Tolerance:	±1.5 dB
Power supply:	1 x 9 V battery, IEC 6LR61
Dimensions:	200 x 55 x 38 mm
Weight:	approx. 230 g

Scope of supply:

- 1 x SM-20A sound meter
- 1 x 9 V battery, IEC 6LR61
- 1 x interface cable
- 1 x software
- 1 x carrying case
- 1 x user manual

Ordering Information:

Description	Order No.
SM-20A	3477333



SM-CAL1 Sound level calibrator

- Function**
- Calibration of sound level meters
- Device information**
- Two output levels: 94 dB and 114 dB
 - Fits to 1/2" microphones

Technical Data

Output level	94 dB, 114 dB
Frequency	1 kHz (±4%)
Accuracy	±0,5 dB
Power supply	1 x 9 V battery, IEC 6F22
Dimensions	Ø 48 x 125 mm
Weight	approx. 285 g

94 dB
114 dB

Scope of supply:

- 1 x SM-CAL1
- 1 x Adaptor 1/2"
- 1 x 9 V, battery IEC 6F22
- 1 x user manual

Ordering Information:

Description	Order No.
SM-CAL1	3052382



TMA10A Anemometer

- Functions**
- Air velocity measurement (m/s)
 - Airflow measurement (m³/s)
 - Temperature measurement
- Product information**
- Integrated measurement memory (data hold)
 - MIN/MAX and AVG value measurement
 - Auto power-off (can be deactivated)
 - Ideal for measurements in ventilation, air-conditioning and heating systems
 - Flexible precision vane
- Product highlights**
- RS-232 interface for PC connection
 - TM-SWA software (optional)

Technical Data

Display:	LCD, 4-digit, 9999 digits
Measurement range (m/s):	0.40...25.00 m/s (resolution: 0.01 m/s)
	0.01...99.99 m³ (resolution: 0.01 m³)
Basic accuracy:	±(3% rdg. (m³/s))
Temperature:	0...50°C or 32...122°F (resolution: 0.1°F/°C)
Basic accuracy:	±1.5°F/0.8°C
Power supply:	1 x 9 V battery, IEC 6LR61
Dimensions:	181 x 71 x 38 mm
Weight:	approx. 360 g (incl. battery)



Scope of supply:

- 1 x TMA10A
- 1 x carrying case
- 1 x 9 V battery, IEC 6LR61
- 1 x user manual



Accessories:

- Records two channels simultaneously incl. Interface Cable (RS-232)
- TM-SWA**

Ordering Information:

Description	Order No.
TMA10A	2817785
TM-SWA	3027085

Environment



TMA40-A Data logger anemometer with humidity and temperature measurement

Functions

- Air velocity measurement (m/s)
- Airflow measurement (m³/s)
- Temperature measurement
- Humidity measurement

Product information

- Integrated measurement memory (data hold)
- Large backlit LCD
- MIN/MAX and AVG value measurement
- Auto power-off (can be deactivated)
- Ideal for measurements in ventilation, air-conditioning and heating systems
- Flexible precision vane

Product highlights

- Data logger for 2400 readings
- USB interface for PC connection



Scope of supply:

- 1 x TMA40-A
- 1 x carrying case
- 4 x 1.5 V battery, IEC LR03
- 1 x USB-cable
- 1 x software
- 1 x user manual

Technical Data

Display:	LCD
Measurement range (m/s):	0.4...32 m/s (resolution: 0.1 m/s) (m³/s) 0...99999 m³ (resolution: 0.1 m³)
Basic accuracy:	±(3% rdg.)
Temperature:	-20...70°C or -4...158°F (resolution: 0.1°F/°C)
Basic accuracy:	±1°F/0.6°C
Humidity:	0...100%
Basic accuracy:	±3% between 10% and 99%
Power supply:	4 x 1.5 V battery, IEC LR03
Dimensions:	165 x 70 x 53 mm
Weight:	approx. 360 g (incl. battery)

Ordering Information:

Description	Order No.
TMA40-A	3477287



NEW

TMA5 Mini Anemometer

Functions

- Measurement of air speed (m/s)
- Temperature measurement
- Moisture measurement
- Measurement of the dew point
- Measurement of the wet bulb temperature (Wet bulb)

Product Information

- Automatic measuring range selection
- Integrated measurement memory (Data Hold)
- Auto-Power-Off (disconnectable)

Product Highlights

- External temperature sensor connectable



Scope of supply:

- 1 x TMA5
- 1 x Carrying case
- 1 x Temperatur probe TPK60
- 1 x Wrist strap
- 2 x 3,0 V battery, IEC CR 2032
- 1 x user manual

Technical Data

Display	LCD, 3¼-digit, 3999 digits
Measurement ranges	
Air velocity	1.1...20.0 m/s 0.7...72.0 km/h 0.5...44.7 mph 60...3937 ft/m 0.4...38.8 KNT 1...8 BF
Basic accuracy	± 5% rdg. or ± 5 digits (higher value applies)
Temperature (int.)	0°C...+50°C 32°F...+122°F
Resolution	0.1 °C/°F
Basic accuracy	± 1°C
Temperature (ext.)	-20°C...+70°C -4°F...+158°F
Resolution	0.1 °C/°F
Basic accuracy	± 0.6°C
Humidity	5%...95% rel. humidity
Resolution	0.1% rel. humidity
Basic accuracy	± 3.5% rel. humidity
Power supply	1 x battery 3.0 V, IEC CR 2032
Dimensions	136 x 46 x 17 mm
Weight	approx. 135 g

Ordering Information:

Description	Order No.
TMA5	3503169



CM100 Carbon monoxide meter

Functions

- Measuring and displaying the presence of carbon monoxide

Product information

- Adjustable CO warning level
- The CM100's alarm is preset to 25ppm to warn about possible danger
- User can adjust the alarm level by choosing CO gas levels: 25, 30, 35, 45, 50, 70, 100 and 200 ppm
- Dual digital display
- Backlight
- Auto Power Off
- Self-Test feature

Technical Data

Range	0...999 ppm
Accuracy	± 20% at 0...100 ppm ± 15% at 100...500 ppm (at 20 °C ±5%, 50 ±20% RH)
Resolution	1 ppm
Battery Life	250 hours without backlight 35 hours with backlight
Power supply	3 x 1.5 V battery, IEC LR03
Dimension	175 x 47 x 28 mm
Weight	approx. 130 g



Scope of supply:

- 1 x CM100 Carbon Monoxide meter
- 3 x 1.5V battery, IEC LR03
- 1 x carrying case
- 1 x user manual

Ordering Information:

Description	Order No.
CM100	3311826



MANO2-A Manometer for Differential Pressure

Functions

- Measuring of pressure

Product information

- Also used for Pneumatic controls
- Five selectable units of measure:
In H₂O, psi, mbar, bar, mm H₂O
- Ideal for measuring HVAC/R pressure levels
- Also used for Pneumatic controls
- Offers Maximum and Minimum value recordings, Data Hold
- Auto power off function, Large backlight LCD
- Includes connection hoses

Product highlights

- USB interface

Technical Data

Range	0...138 mbar / 0...±2 Psi
Accuracy	± 0.3 % full scale at 25°C (77°F)
Response Time	0.5 second
Sensitivity	
Resolution	per 0.401 in of H ₂ O 0.001 per 0.0145 Psi 0.1 per mbar
Power supply	1 x 9 V battery, IEC 6LR61 included
Dimension	182 x 72 x 30 mm
Weight	approx. 220 g



Scope of supply:

- 1 x MANO2-A
- 1 x carrying case
- 1 x 9V battery, IEC 6LR61
- 1 x user manual
- 2 x connection hoses Ø 4 (ID) x Ø 6 (OD) x 500 mm

Ordering Information:

Description	Order No.
MANO2-A	3477279

Environment

NEW



TX900 Microwave Leakage Detector

Functions

- Measures for microwave leakage
- Tests of oven power

Product information

- 8 dipole sensors – allows detection of plane wave signals of any polarization
- Internal temperature compensation
- Compact, ergonomic design
- Low battery indication
- Analogue Bar Graph
- Auto-zero

Product Highlights

- Additional accessories supplied: two 500 ml plastic beakers, spirit (alcohol) glass thermometer for oven power test

Technical Data

Display	LCD, 2 1/2 Digit with 10 point bargraph display
RF Power sensing range	0...10 mW/cm ²
Nominal detecting frequency	2.45 GHz
Basic accuracy	± 1dB (plane wave, at circular polarization)
Response to step input	< 1 s
Resolution	0.1 mW/cm ²
Sensor - source spacing	circular - 5 cm
Power supply	1 x battery, 9 V, IEC 6LR61
Dimensions	230 x 42 x 44 mm
Weight	approx. 150 g

Scope of supply:

- 1 x TX-900 Microwave RF Detector
- 2 x 500 ml plastic beakers Spirit (alcohol) glass thermometer
- 1 x battery, 9 V, IEC 6LR61
- 1 x Carrying case
- 1 x Sample set of "RF Emission Labels"
- 1 x User manual

Ordering Information:

Description	Order No.
TX900	3390352



TACH20 Digital tachometer

Functions

- Rotational speed measurement
- Surface speed measurement
- Length measurement

Product information

- Display of rotational speed
- Display of surface speed in m/min, ft/min and in/min
- Display of length measurement in m, ft and inch
- Integrated measurement memory
- Display shows last, maximum or minimum value
- Optical (non-contact) or mechanical, adapter-based measurement
- Visible optical measurement performed using infrared beam
- Auto power-off after approx. 30 sec. (data remains stored)

Technical Data

Display:	LCD, 5-digit
Measurement ranges	
Rotational speed:	1...99,999 rpm
Surface speed:	0.1...1999 m/min
Length:	0.02...99,999 m
Basic accuracy	±0.2%, ±0.02% (rpm)
Measurement time:	0.5 s/1 period at low rpm
Measurement distance:	max. 350 mm
Power supply:	2 x 1.5 V battery, IEC LR6
Dimensions:	180 x 60 x 25 mm
Weight:	approx. 195 g

Scope of supply:

- 1 x TACH20
- 1 x mechanical measurement adapter
- 1 x extension
- 2 x test prod
- 2 x measuring wheel
- 10 x reflective stickers
- 2 x 1.5 V battery, IEC LR6
- 1 x carrying case
- 1 x user manual



Accessories:

- Reflective Sticker (10 pcs., each length 75 mm)

Ordering Information:

Description	Order No.
TACH20	3311961
Reflective Sticker	2145762



PQ55A
3-phase power and energy analyser

Functions

- Comprehensive real-time monitoring, recording and analysis of 3-phase systems
- Voltage measurement (true RMS)
- Current measurement (true RMS)
- Power factor measurement
- Phase angle measurement
- Power analysis (active, apparent and reactive power)
- 4. Current clamp for neutral line measurement
- Suitable for use in housing construction, offices and small businesses

Product information

- Internal 512 kB data logger for long-term monitoring
- Internal measurement memory for up to 99 individual readings
- Multifunctional measured value display for all input signals
- Power supply via batteries or external mains adapter
- Data transfer via optically isolated RS-232 interface
- Windows software for data analysis

Scope of supply:

- 1 x PQ55A
- 4 x current clamps (3...1000 A)
- 4 x crocodile clips
- 4 x safety test leads
- 8 x 1.5 V battery, LR6
- 1 x mains adapter
- 1 x RS-232 cable
- 1 x large carrying case
- 1 x PC software (English)
for Windows XP/2000/ME
- 1 x user manual



Technical Data

Voltage measurement:
3 input channels with common reference point "N"
Measurement range: 0...600 Vrms
Resolution: 0.1 V
Accuracy: ±(1% rdg. + 10 digits)
for voltages > 80 V
Network frequency: 50 Hz (excl. frequency inverter operation)

Current measurement range
phase 1...3: 3...1000 A
Measurement range „N“: 3...250 A, resolution: 0.1 A
Basic accuracy: ±(2.5% rdg. + 15 digits)
±1% for currents > 3 A
Permissible overload: 10% (for sinusoidal currents)

Active power (P)
display range: 0...999.9 kW
Apparent power (S)
display range: 0...999.9 kVA
Reactive power (Q)
display range: 0...999.9 kVar
Power factor (PF)
display range: 0...+1
Phase angle
display range: 0°...90°
Frequency measurement range
(for voltages > 80 V): 45...85 Hz
Phase sequence detection (for conductor voltages > 80 V)
Energy measurement (active, apparent and reactive power)
Accuracy: ±(3.5% rdg. + 20 digits)
Data logger: 512 kB, non-volatile memory,
max. 20,000 readings,
max. 10 measurement series,
max. 12,000 readings
per measurement series
Sample rate (adjustable): 5 s, 30 s, 1 min, 2 min
Manual measurement
memory: max. 99 readings

General information
Display: multifunctional LCD
Data transfer via optically isolated RS-232 interface
Frequency range: 42...63 Hz
Power consumption: approx. 10 VA
Pollution degree: 2
Protection class: II
Protection category: IP 30
Measurement category: CAT III/600 V
Safety cert.: EN 61010, IEC 61010
Power supply: 8 x 1.5 V battery, LR6
Battery life: typ. 50 hrs
12...15 V/300 mA
Mains adapter:
Ambient conditions:
Operating temperature: 0°C...+50°C
Storage temperature: -10°C...+60°C
Dimensions
Device (W x H x D): 235 x 117 x 54 mm
Weight (incl. batt.): approx. 730 g

Ordering Information:

Description	Order No.
PQ55A	3037739

NEW

DM-II PLUS Power Analyser with Data Logger

Functions

- Extensive real time monitoring, recording and analysis of 3-phase systems
- Voltage measurement (True RMS)
- Current measurement (True RMS)
- Power factor measurement
- Power analysis (active, apparent and reactive power)
- Energy analysis (active, apparent and reactive energy)
- Application in industry

Product Information

- Internal data logger 2 MB for long-term monitoring
- Internal measurement memory for max. 64 parameters
- Multi-functional measurement display of all input signals
- Power supply either via batteries or via external mains adapter
- Data transmission via RS-232 interface
- Software for data analysis included in scope of supply

Scope of Supply:

- 1 x DM-II PLUS in robust carrying case
- 3 x current clamps DM-CT-HTA (5...1000 A, opening 53 mm)
- 4 x safety test leads
- 4 x crocodile clips
- 1 x mains adapter 12 V / 420 mA DC (Type DMT-EXTPS)
- 1 x RS-232 cable
- 1 x USB on RS-232 adapter
- 1 x pouch for accessories
- 1 x software
- 1 x user manual



Accessories:

Current transformer 200 A - an adapter cable ACF-6A is required for the connection



AM-FLEX33
(flexible current transformer)



ACF-6A (adapter cable)

Technical Data

Voltage measurement:

3 separate input channels with common reference point "N"

Measuring range	15...600 Veff
Resolution	0.2/0.4 V
Mains frequency	50/60 Hz (not for FU operation)
Current measurement:	Measuring range 5...1000 A (with current clamp DM-CT-HTA)
Current measurement:	Measuring range 15...3000 A (with current clamp AM-FLEX 33)
Resolution	0.1 A

Active power P, Display range	0...999.9 MW
Apparent power S, Display range	0...999.9 MVA
Reactive power Q, Display range	0...999.9 Mvar
Power factor PF, Display range	0...+1
Phase angle, Display range	0°...90°

Frequency measurement Measuring range	47...53 / 57...63 Hz
--	----------------------

Energy measurement
(active, apparent and reactive energy)

Harmonic measurement DC, Data logger	1...49 Harmonic memory 2 MB, max. 64 parameters
--	---

Integration times	5 s, 10 s, 30 s, 1 min, 2 min, 5 min, 10 min, 15 min, 30 min, 60 min
-------------------	--

Sampling rate	128 per period
---------------	----------------

General

Dot matrix display	LC display (128 x 128 dots), with background light
Data transmission	via optically insulated RS-232 interface

Frequency range	50/60 Hz
Load power	approx. 17 VA

Pollution degree:	2
Protection class	II

Measurement category:	CAT III/600 V
Safety cert.:	DIN VDE 0411/EN 61010/ IEC 61010

Power supply	6 x batteries 1.5 V, IEC LR20, Mono
--------------	--

Battery service life	typ. 22 h
Mains adapter	12 V / 420 mA DC (Type DMT-EXTPS)

Dimensions

Measuring instrument (W x H x D)	444 x 273 x 190 mm
Weight (including batt.)	approx. 5.2 kg

Ordering Information:

Description	Order No.
DM-II PLUS	2770986
A-300	2744335
AM-FLEX33	2734206
ACF-6A	2743889



EU-200
Test lead set

Accessory information

- Test lead set with 4 mm safety technology
- 4 mm test probes

Technical Data

Measurement category: CAT III/1000 V
Pollution degree: 2
Safety cert.: EN 61010, IEC 61010

Scope of supply:

- 2 x test leads
- 2 x test probes
- 2 x crocodile clips

Order No. 2745046



TL35B
test lead set with safety crocodile clips

Accessory information

- Test lead set with 4 mm safety technology
- PVC-insulated leads
- Threaded test probes
- Safety crocodile clips with threaded connection

Technical Data

Measurement category: CAT IV/600 V, CAT III/1000 V
Pollution degree: 2
Safety cert.: EN 61010, IEC 61010

Scope of supply:

- 2 x test leads, approx. 1 m
- 2 x crocodile clips

Order No. 3068232



TL36A
Test lead set with crocodile clips

Accessory information

- Test lead set with 4 mm safety technology
- PVC-insulated leads
- Threaded test probes
- Crocodile clips with threaded connection

Technical Data

Measurement category: CAT IV/600 V, CAT III/1000 V
Pollution degree: 2
Safety cert.: EN 61010, IEC 61010

Scope of supply:

- 2 x test leads, approx. 1 m
- 2 x crocodile clips

Order No. 3034444

Accessories



TL245A Test lead set

Accessory information

- Test lead set with 4 mm safety technology
- PVC-insulated leads

Technical Data

Measurement category: CAT III/1000 V
 Pollution degree: 2
 Safety cert.: EN 61010, IEC 61010

Scope of supply:

2 x test leads, approx. 0,9 m

Order No. 3068215



HV231-10A High voltage probe

Functions

- High-voltage probe for AC and DC

Product information

- Voltage measurement up to 40 kV
- Usable with standard multimeter with 10 M Ω input impedance
- For measurements on energy limited circuits only

Technical Data

Input resistance: 1000 M Ω
 Conversion factor: 1000:1
 Max. voltage: 40 kV DC or AC,
 peak 28 kV AC RMS
 Basic accuracy: DC V (1 kV...20 kV) \pm 1%
 DC V (20 kV...40 kV) \pm 2%
 AC V (1 kV...20 kV) (50/60 Hz)
 \pm 5%
 Dimensions: 340 x 30 mm
 Weight: 218 g

Scope of supply:

1 x HV231-10A
 1 x user manual

Ordering Information:

Description	Order No.
HV231-10A	3026875

Accessories



CC-VP-7xx Carrying Case

Material: Nylon, padded,
Attachments, carrying strap
Suitable for VP-700 series
Internal dimensions: 280 x 80 x
45 mm

Order No. 3889931



CC-ACDC Carrying Case

Material: Nylon, carrying strap,
belt loop
External dimensions:
300 x 120 x 60 mm

Order No. 2732643



SV-U Carrying Case

Material: Nylon, carrying strap,
belt loop
External dimensions:
300 x 120 x 60 mm

Order No. 2733511



VC3A Carrying Case

Material: Nylon
External dimensions:
140 x 80 x 20 mm

Order No. 3099130



VC30A Carrying Case

Material: Imitation leather,
belt loop
External dimensions:
200 x 80 x 45 mm

Order No. 3068280



VC221B Carrying Case

Material: Imitation leather,
belt loop
External dimensions:
220 x 115 x 60 mm

Order No. 3068271

Fuses

Description	Specifications	Order No.
FP100	(2x 10 A/1000 V)	1990707
FP125	(4x 0.1 A/250 V)	1561550
FP150	(4x 0.2 A/250 V)	1561561
FP160	(2x 10 A/600 V)	1990718
FP200	(2x 2 A/1000 V)	2095180
FP225	(4x 0.5 A/250 V)	1561577
FP300	(4x 0.315 A/1000 V)	1990688
FP375	(4x 0.25 A/500 V)	1561610
FP400	(4x 10 A/600 V)	1561631
FP425	(2x 20 A/600 V)	1561646
FP500	(4x 0.5 A/1000 V)	1990695
FP520	(2x 0.5 A/500 V)	3157013
FP600	(2x 15 A/600 V)	1565777
FP700	(2x 2 A/1500 V) for HD160C	2637713
FP900	(2x 200 mA/600 V)	2278800

AMPROBE Search... GO English - Internation

Home Products Support Downloads Service

Products | Voltage Testers | VP-720-E

VP-720-E
Voltage tester with rotation field indication

Functions
 • Voltage test via LC-Display and LED-Bargraph
 • Single pole test for phase polarity
 • Continuity test
 • Two pole phase indication, »no third hand required«

Product Information
 • Switchable Load of 140 W with two push buttons, tripping of 30 mA RCD
 • Automatic AC/DC voltage indication, indication of polarity
 • IP 64, splash-proof and dust-tight protection
 • Probe tip protection for reducing the danger of injuries (attached to lead - permanently available)

Product highlights
 • Vibration function
 • Test of 30mA RCD by both push buttons, avoids unintended tripping of RCD
 • Torch function via white LED
 • Quick single-hand test on 19 mm contact distance sockets
 • Built and certified according latest voltage tester standard EN-61243-3:2010, DIN VDE 0682-401:2011

Quick-Links
 Order Documents
 NEW ACD-4SPQ
 NEW TMD series

Detailed product presentation

AMPROBE Search... GO English - Internation

Home Products Support Downloads Service

Downloads | Patches & Updates

Patches & Updates
Get the latest versions

Manuals
Patches & Updates
Demosoftware

es control & es control professional

Cat. No.	Description	Date	Requirements	Language	Size	Format
1312, 1313, 1314, 1315, 1316	es control 2.1.27 professional Upgradepatch	08/2005	es control professional Version 2.1.xx	de/en	6 MB	zip
1250, 1251, 1253	es control 1.3.12 Upgradepatch	01/2008	es control 1.3 Version 1.3.xx	de/en	12 MB	zip
1250, 1251, 1253	es control 1.4.5 Upgradepatch	02/2009	es control 1.4 Version 1.4.xx	de/en	12 MB	zip
1312, 1314, 1316	es control 2.2.12 professional Upgradepatch	01/2008	es control 2.2 professional Version 2.2.xx	de/en	12 MB	zip
1312, 1314, 1316	es control 2.3.5 professional Upgradepatch	02/2009	es control 2.3 professional Version 2.3.xx	de/en	12 MB	zip
1311	es control 2.5 professional Version 2.5.xx			de/en	27 MB	msp

Quick-Links
 Order Documents
 NEW ACD-4SPQ
 NEW TMD series

Software and manuals

AMPROBE Search... GO English - Internation

Home Products Support Downloads Service

Home | Salespartner

Salespartner
Choose your country and region

Country: **United Kingdom** Region: **London**

Wholesaler

Company: Walseley UK
 Address: The Walseley Center
 City: CV31 3PH Leamington Spa
 Telephone: 0845 2708222
 Fax:
 Email:
 Website: www.walseley.co.uk

Company: Edmundson Electrical Limited
 Address: 6 Spring Lakes Estate
 City: GU12 4UH Aldershot, Hants.
 Telephone:
 Fax:
 Email:
 Website:

Quick-Links
 Order Documents
 NEW ACD-4SPQ
 NEW TMD series

Distributor selection



Quality and service beyond compare

Our Customers

Throughout the past 50 plus years, the Amprobe® name has become synonymous with clamp-on meters, to the point where it is commonly used as a generic term for such. Yet the brand has expanded its product offering to now over 250 items and has become an established leader in quality test equipment for professionals in the electrical, maintenance, construction, and HVAC markets.

Our products

The products shown in this catalog include an extensive selection of portable multimeters, clamp meters, power quality analyzers, circuit tracers as well as component checkers, HVAC testers and specialty tools such as electrical testers. Also shown is a complete selection of accessories.

Our distributors

The products shown in this catalog are sold and supported by a worldwide network of Amprobe distributors and dealers. Should you require any assistance or have questions about our products or their applications, these local dealers stand ready to serve you.



Amprobe® Test Tools offers a wide range of devices for testing and measuring electrical properties in various field applications. Primary products include Clamp Meters, Multimeters, Wire Tracers, Megohmmeters, Environmental and Voltage & Continuity testers.




- Electrical testers
- Cable locators
- Multimeters
- Current clamps
- Installation testers
- Machinery tester
- Software
- Environment
- Power quality
- Accessories



Distributor:



AMPROBE TEST TOOLS EUROPE
BEHA-AMPROBE GmbH
 In den Engematten 14 · 79286 Glottertal/Germany
 info@amprobe.eu · www.amprobe.eu



X-ON Electronics

Largest Supplier of Electrical and Electronic Components

Click to view similar products for [Fuse Kits & Assortments](#) category:

Click to view products by [Amprobe](#) manufacturer:

Other Similar products are found below :

[812404](#) [FUSE-15A/600BLSTR](#) [FUSE-630MA-BLSTR](#) [EMPTY-NO.200](#) [EMPTY-NO.201](#) [194-044-9-001](#) [194-045-9-001](#) [FUSE-2A/600VBLSTR](#) [TC-25PK4](#) [ATC-TAP](#) [TC-30PK4](#) [00950000XXN](#) [FP125](#) [00940510ZXGLOA](#) [00940565ZXA](#) [NO.200](#) [203406](#) [203411](#) [00940554Z](#) [520.800](#) [522.800](#) [632.820](#) [632.830](#) [PF-MIX-SET](#) [0AGC0001ZPGLO](#) [00940558ZPA](#) [632.800](#) [BP/ATM-TAP-RP](#) [CBBF-MBC](#) [203403](#) [203414](#) [FUSE-1A/600VBLSTR](#) [FUSE-440MA/1000VB5](#) [00940957XXN](#) [00950011XXN](#) [02400094P](#) [03500418TXN](#) [0695015.U](#) [0695020.U](#) [0695025.U](#) [0695040.L](#) [0695030.L](#) [0695030.U](#) [0695040.U](#) [0034.9856](#) [0034.9857](#) [0034.9858](#) [0034.9871](#) [SF-FP-LAB1](#) [FUSE-11A/1000V B1](#)