

## Transient Voltage Suppressor Diodes

### FEATURE

- ✧ Plastic package.
- ✧ Glass passivated chip junction in P600 Package
- ✧ Excellent clamping capability.
- ✧ Low zener impedance.
- ✧ 15000W peak pulse power capability on 10/1000 $\mu$ s waveform.
- ✧ Typical IR less than 5 $\mu$ A above 24V.
- ✧ Fast response time: typically less than 1.0ns from 0 Volts to BV min.
- ✧ High temperature soldering guaranteed: 265 $^{\circ}$ C/10 seconds

### MECHANICAL DATE

- ✧ Case: JEDEC P600 Molded Plastic.
- ✧ Terminals: Axial leads, solderable per MIL-STD-750, Method 2026.
- ✧ Polarity: Color band denoted cathode except bidirectional.
- ✧ Mounting Position: Any.

### MAXIMUM RATINGS AND CHRACTERISTICS

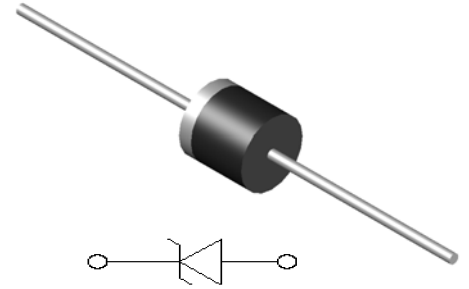
Ratings at 25 $^{\circ}$ C ambient temperature unless otherwise specified.

RATING	SYMBOL	VALUE	UNITS
Peak Pulse Power Dissipation on 10/1000us waveform (Notel, Fig.1).	P <sub>PPM</sub>	Minimum15000	Watts
Peak Pulse Current of on 10/1000us waveform. (Notel )	I <sub>PPM</sub>	See Table	Amps
Steady State Power Dissipation at TL =75 $^{\circ}$ C, Lead lengths. 375", (9.5mm) .	P <sub>M(AV)</sub>	8.0	Watts
Peak Forward Surge Current, 8.3ms Single Half Sine-Wave Superimposed on Rated Load, (JEDEC Method) (Note 2).	I <sub>FSM</sub>	400	Amps
Operating junction and Storage Temperature Range.	T <sub>J</sub> , T <sub>STG</sub>	-55 to +150	$^{\circ}$ C

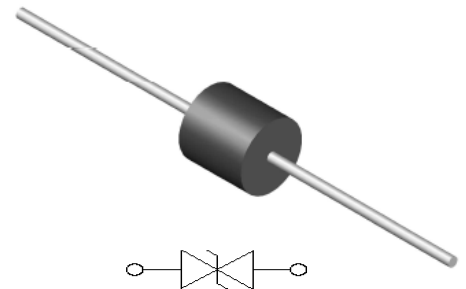
Notes:

1. Non-repetitive current pulse, per Fig. 3 and derated above TA = 25 $^{\circ}$ C per Fig. 2.
2. 8.3ms single half sine-wave, or equivalent square wave, Duty cycle = 4 pulses per minutes maximum.

Uni-directional



Bi-directional



# 15KP SERIES

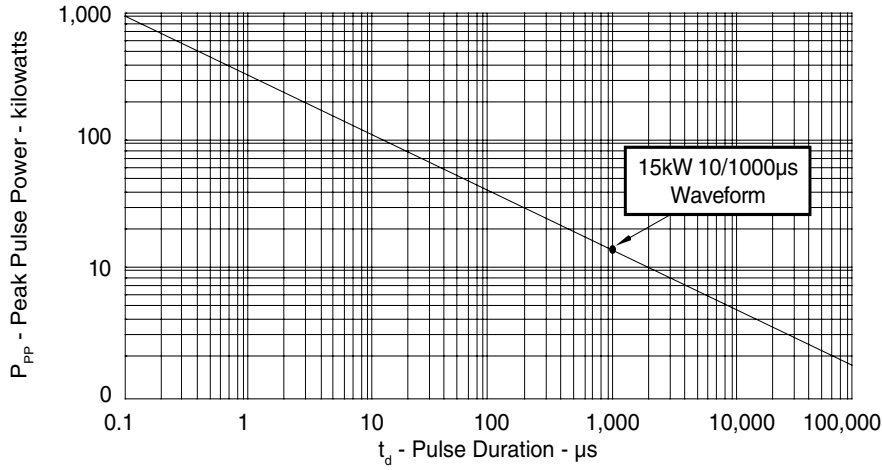


Part Number (Uni)	Part Number (Bi)	Reverse Stand off Voltage $V_R$ (Volts)	Breakdown Voltage $V_{BR}$ (Volts) @ $I_T$	Breakdown Voltage $V_{BR}$ (Volts) @ $I_T$	Test Current $I_T$ (mA)	Maximum Peak Pulse Current $I_{PP}$ (A)	Maximum Reverse Leakage $I_R$ @ $V_R$ ( $\mu$ A)	Maximum Clamping Voltage $V_C$ @ $I_{PP}$ (V)
			MIN	MAX				
15KPA17A	15KPA17CA	17	18.99	20.90	50	515.4	5000	29.3
15KPA18A	15KPA18CA	18	20.11	22.10	50	488.7	5000	30.9
15KPA20A	15KPA20CA	20	22.34	24.50	20	440.2	1500	34.3
15KPA22A	15KPA22CA	22	24.57	26.90	10	407.0	500	37.1
15KPA24A	15KPA24CA	24	26.81	29.50	5	371.0	150	40.7
15KPA26A	15KPA26CA	26	29.04	31.90	5	343.2	50	44.0
15KPA28A	15KPA28CA	28	31.28	34.40	5	317.9	25	47.5
15KPA30A	15KPA30CA	30	33.51	36.80	5	297.8	15	50.7
15KPA33A	15KPA33CA	33	36.90	40.60	5	276.1	2	54.7
15KPA36A	15KPA36CA	36	40.20	44.20	5	252.5	2	59.8
15KPA40A	15KPA40CA	40	44.70	49.10	5	229.5	2	65.8
15KPA43A	15KPA43CA	43	48.00	52.80	5	216.3	2	69.8
15KPA45A	15KPA45CA	45	50.30	55.30	5	207.4	2	72.8
15KPA48A	15KPA48CA	48	53.60	58.90	5	194.3	2	77.7
15KPA51A	15KPA51CA	51	57.00	62.70	5	182.1	2	82.9
15KPA54A	15KPA54CA	54	60.30	66.30	5	172.2	2	87.7
15KPA58A	15KPA58CA	58	64.80	71.20	5	161.0	2	93.8
15KPA60A	15KPA60CA	60	67.00	73.70	5	155.0	2	97.4
15KPA64A	15KPA64CA	64	71.50	78.60	5	144.9	2	104.2
15KPA70A	15KPA70CA	70	78.20	86.00	5	132.9	2	113.6
15KPA75A	15KPA75CA	75	83.80	92.10	5	123.8	2	122.0
15KPA78A	15KPA78CA	78	87.10	95.80	5	119.7	2	126.1
15KPA85A	15KPA85CA	85	94.90	104.00	5	109.7	2	137.6
15KPA90A	15KPA90CA	90	100.50	111.00	5	103.7	2	145.6
15KPA100A	15KPA100CA	100	111.70	123.00	5	93.6	2	161.3
15KPA110A	15KPA110CA	110	122.90	135.00	5	84.5	2	178.6
15KPA120A	15KPA120CA	120	134.00	147.00	5	78.5	2	192.3
15KPA130A	15KPA130CA	130	145.20	159.00	5	72.5	2	208.3
15KPA150A	15KPA150CA	150	167.60	185.00	5	62.4	2	241.9
15KPA160A	15KPA160CA	160	178.70	197.00	5	58.4	2	258.6
15KPA170A	15KPA170CA	170	189.90	209.00	5	55.4	2	272.7
15KPA180A	15KPA180CA	180	201.10	221.00	5	52.3	2	288.5
15KPA200A	15KPA200CA	200	223.40	246.00	5	47.3	2	319.1
15KPA220A	15KPA220CA	220	245.70	270.00	5	42.2	2	356.4
15KPA240A	15KPA240CA	240	268.10	295.00	5	39.3	2	384.6
15KPA260A	15KPA260CA	260	290.40	319.00	5	36.2	2	416.7
15KPA280A	15KPA280CA	280	312.80	344.00	5	33.2	2	454.5

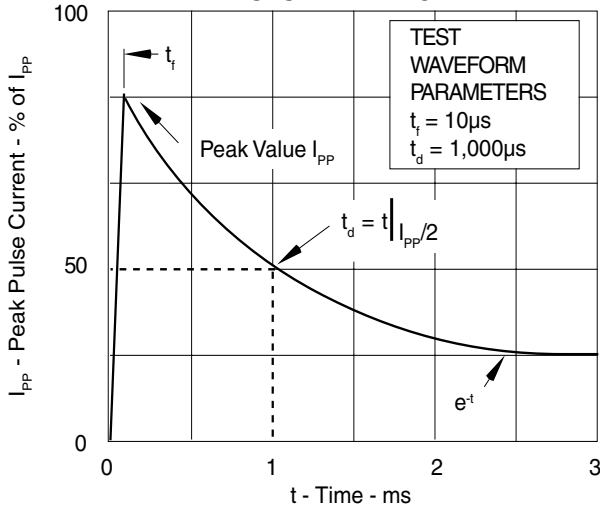
Notes: For bidirectional type having VRWM of 30 volts and less, the IR limit is double.

## RATINGS AND CHARACTERISTIC CURVES (TA=25°C unless otherwise noted)

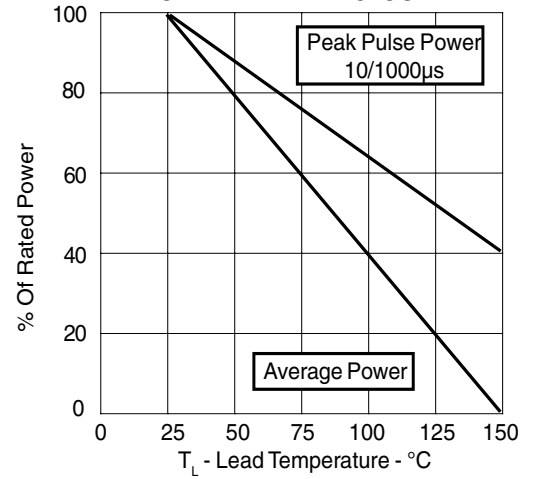
**FIGURE 1  
PEAK PULSE POWER VS PULSE TIME**



**FIGURE 2  
PULSE WAVE FORM**



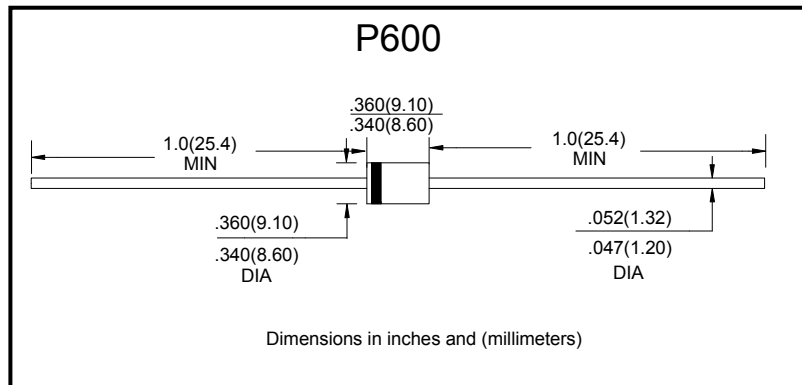
**FIGURE 3  
POWER DERATING CURVE**



## ■ Ordering Information (Example)

PREFERED	PACKAGE CODE	MINIMUM PACKAGE(pcs)	INNER BOX QUANTITY(pcs)	OUTER CARTON QUANTITY(pcs)	DELIVERY MODE
15K P Series	P600	350	350	3500	Ammo box

## ■ Outline Dimensions



## IMPORTANT NOTICE AND DISCLAIMER

AM RESERVES THE RIGHT TO MAKE CHANGES TO ALL PRODUCT, PRODUCT SPECIFICATIONS AND DATA WITHOUT NOTICE TO IMPROVE RELIABILITY, FUNCTION OR DESIGN OR OTHERWISE. CUSTOMERS SHOULD OBTAIN AND CONFIRM THE LATEST PRODUCT INFORMATION AND SPECIFICATIONS BEFORE FINAL DESIGN PURCHASE OR USE.

AM disclaim any and all liability for any errors, inaccuracies or incompleteness contained in any datasheet or in any other disclosure relating to any product.

All information are provided as-is, even it has qualified by the AEC-Q101 which satisfy industrial application requirement, except as expressly stated in this data sheet is applied for automotive grade, AM make no warranties, representation or guarantee, whether express, implied or statutory, including, without limitation, regarding any merchantability, satisfactory quality, or fitness for a particular purpose with respect to AM.

AM does not assume any liability or compensation for any application assistance or customer product design, and make no warranty or accept any liability with products, which are purchased or used for any unintended or unauthorized application.

Except as expressly indicated in writing, AM products are not designed for use in medical, life-saving, or lifesustaining applications or for any other application in which the failure of the AM product could result in personal injury or death. Customers using or selling AM products not expressly indicated for use in such applications do so at their own risk. Please contact authorized AM personnel to obtain written terms and conditions regarding products designed for such applications.

No license, express or implied, by estoppel or otherwise, to any intellectual property rights is granted by this document or by any conduct of AM. Product names and markings noted herein may be trademarks of their respective owners.

## X-ON Electronics

Largest Supplier of Electrical and Electronic Components

*Click to view similar products for [ESD Suppressors / TVS Diodes](#) category:*

*Click to view products by [amsem](#) manufacturer:*

Other Similar products are found below :

[60KS200C](#) [D18V0L1B2LP-7B](#) [D5V0F4U5P5-7](#) [NTE4902](#) [P4KE27CA](#) [P6KE11CA](#) [P6KE8.2A](#) [SA60CA](#) [SA64CA](#) [SMBJ12CATR](#)  
[SMBJ33CATR](#) [SMBJ6.5A](#) [SMBJ8.0A](#) [ESD101-B1-02ELS E6327](#) [ESD112-B1-02EL E6327](#) [ESD7451N2T5G](#) [19180-510](#) [CPDT-5V0USP-](#)  
[HF](#) [3.0SMCJ33CA-F](#) [3.0SMCJ36A-F](#) [HSPC16701B02TP](#) [JANTX1N6126A](#) [D3V3Q1B2DLP3-7](#) [D55V0M1B2WS-7](#) [SCM1293A-04SO](#)  
[ESD200-B1-CSP0201 E6327](#) [SM12-7](#) [CEN955 W/DATA](#) [VESD12A1A-HD1-GS08](#) [CPDQC5V0-HF](#) [D1213A-01LP4-7B](#) [ESD101-B1-02EL](#)  
[E6327](#) [AOZ8808DI-03](#) [5KP15A](#) [5KP48A](#) [5KP90A](#) [ESD3V3D7-TP](#) [15KPA36A-LF](#) [P4KE56CA](#) [P4KE68A](#) [P4KE91CATR](#) [P6KE120A](#)  
[P6KE13CA](#) [P6KE43CA](#) [P6KE6.8CA](#) [P6KE8.2](#) [P6SMBJ20CA](#) [JANTX1N6072A](#) [SR2835ESKG](#) [SA90CA](#)