

■ Features

- Silicon Planar Power Zener Diodes for use in stabilizing and clipping circuits with high power rating. Standard Zener voltage tolerance is 10%. Add suffix A for 5% tolerance. Other tolerances available upon request.



Absolute Maximum Ratings ($T_a=25^{\circ}\text{C}$)

	Symbols	Values	Units
Zener current see Table "Characteristics"			
Power dissipation at $T_{amb}=25^{\circ}\text{C}$	P_{tot}	1 ¹⁾	W
Junction temperature	T_j	200	$^{\circ}\text{C}$
Storage temperature range	T_s	-65 to +200	$^{\circ}\text{C}$

Note:

(1) Valid provided that leads at a distance of 8 mm from case are kept at ambient temperature.

Characteristics at $T_{amb}=25^{\circ}\text{C}$

	Symbols	Min.	Typ.	Max.	Units
Thermal resistance junction to ambient Air	$R_{\theta JA}$	-	-	170 ¹⁾	K/W
Forward voltage at $I_F=200\text{mA}$	V_F	-	-	1.2	V

Note:

(1) Valid provided that leads at a distance of 8 mm from case are kept at ambient temperature.

Device	V_Z (V) @ I_Z (Note 1)			Test Current I_Z (mA)	Max. Zener Impedance			Leakage Current	
	Min.	Typ.	Max.		Z_Z @ I_Z (Ω)	Z_{ZK} @ I_{ZK} (Ω)	I_{ZK} (mA)	I_R (μ A)	V_R (V)
1N4728A	3.315	3.3	3.465	76	10	400	1	100	1
1N4729A	3.42	3.6	3.78	69	10	400	1	100	1
1N4730A	3.705	3.9	4.095	64	9	400	1	50	1
1N4731A	4.085	4.3	4.515	58	9	400	1	10	1
1N4732A	4.465	4.7	4.935	53	8	500	1	10	1
1N4733A	4.845	5.1	5.355	49	7	550	1	10	1
1N4734A	5.32	5.6	5.88	45	5	600	1	10	2
1N4735A	5.89	6.2	6.51	41	2	700	1	10	3
1N4736A	6.46	6.8	7.14	37	3.5	700	1	10	4
1N4737A	7.125	7.5	7.875	34	4	700	0.5	10	5
1N4738A	7.79	8.2	8.61	31	4.5	700	0.5	10	6
1N4739A	8.645	9.1	9.555	28	5	700	0.5	10	7
1N4740A	9.5	10	10.5	25	7	700	0.25	10	7.6
1N4741A	10.45	11	11.55	23	8	700	0.25	5	8.4
1N4742A	11.4	12	12.6	21	9	700	0.25	5	9.1
1N4743A	12.35	13	13.65	19	10	700	0.25	5	9.9
1N4744A	14.25	15	15.75	17	14	700	0.25	5	11.4
1N4745A	15.2	16	16.8	15.5	16	700	0.25	5	12.2
1N4746A	17.1	18	18.9	14	20	750	0.25	5	13.7
1N4747A	19	20	21	12.5	22	750	0.25	5	15.2

Device	V_Z (V) @ I_Z (Note 1)			Test Current I_Z (mA)	Max. Zener Impedance			Leakage Current	
	Min.	Typ.	Max.		Z_Z @ I_Z (Ω)	Z_{ZK} @ I_{ZK} (Ω)	I_{ZK} (mA)	I_R (μ A)	V_R (V)
1N4748A	20.9	22	23.1	11.5	23	750	0.25	5	16.7
1N4749A	22.8	24	25.2	10.5	25	750	0.25	5	18.2
1N4750A	25.65	27	28.35	9.5	35	750	0.25	5	20.6
1N4751A	28.5	30	31.5	8.5	40	1000	0.25	5	22.8
1N4752A	31.35	33	34.65	7.5	45	1000	0.25	5	25.1
1N4753A	34.2	36	37.8	7	50	1000	0.25	5	27.4
1N4754A	37.05	39	40.95	6.5	60	1000	0.25	5	29.7
1N4755A	40.85	43	45.15	6	70	1500	0.25	5	32.7
1N4756A	44.65	47	49.35	5.5	80	1500	0.25	5	35.8
1N4757A	48.45	51	53.55	5	95	1500	0.25	5	38.8
1N4758A	53.2	56	58.8	4.5	110	2000	0.25	5	42.6
1N4759A	58.9	62	65.1	4	125	2000	0.25	5	47.1
1N4760A	64.6	68	71.4	3.7	150	2000	0.25	5	51.7
1N4761A	71.25	75	78.75	3.3	175	2000	0.25	5	56
1N4762A	77.9	82	86.1	3	200	3000	0.25	5	62.2
1N4763A	86.45	91	95.55	2.8	250	3000	0.25	5	69.2
1N4764A	95	100	105	2.5	350	3000	0.25	5	76

Notes:

- (1) The Zener Impedance is derived from the 60 Hz AC voltage which results when an AC current having an RMS value equal to 10% of the Zener current (I_{ZT} or I_{ZK}) is superimposed on I_{ZT} or I_{ZK} . Zener Impedance is measured at two points to insure a sharp knee on the breakdown curve and to eliminate unstable units.
- (2) Valid provided that leads at a distance of 8 mm from case are kept at ambient temperature.
- (3) Measured under thermal equilibrium and DC test conditions.

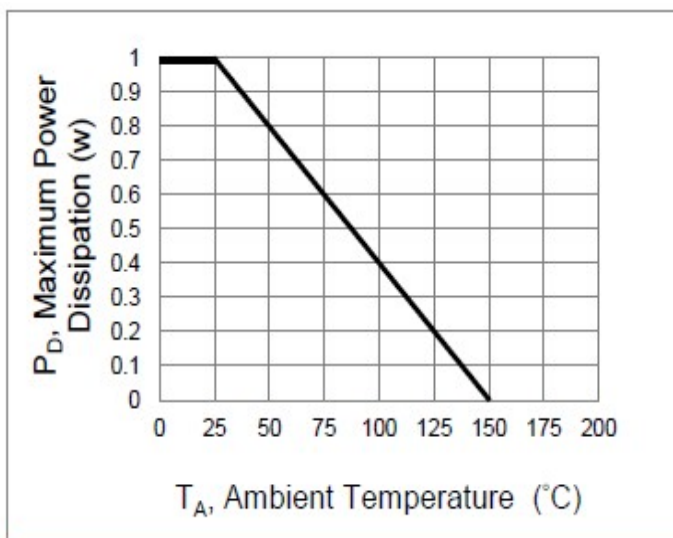


Fig.1 Steady-State Power Derating Curve

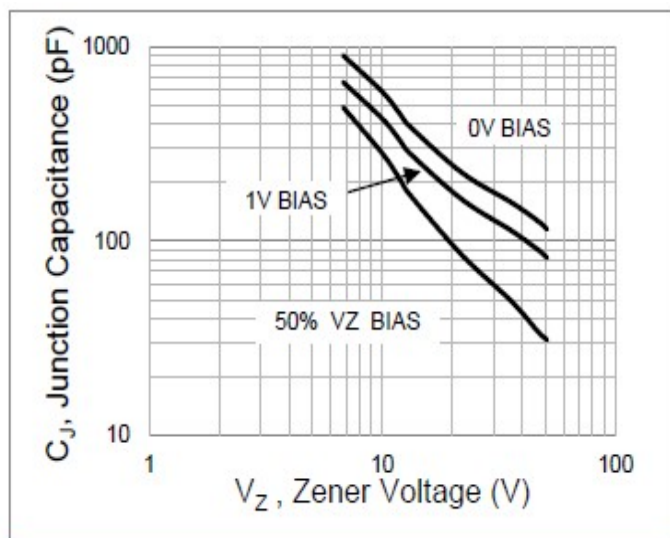


Fig.2 Typical Junction Capacitance

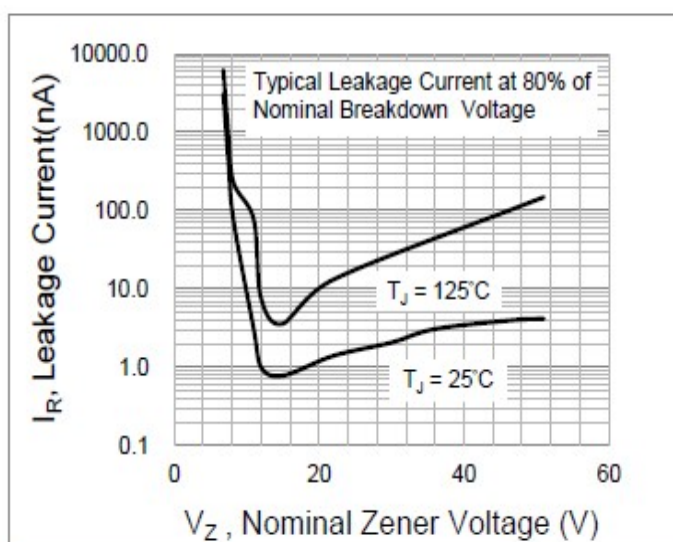


Fig.3 Typical Leakage Characteristics

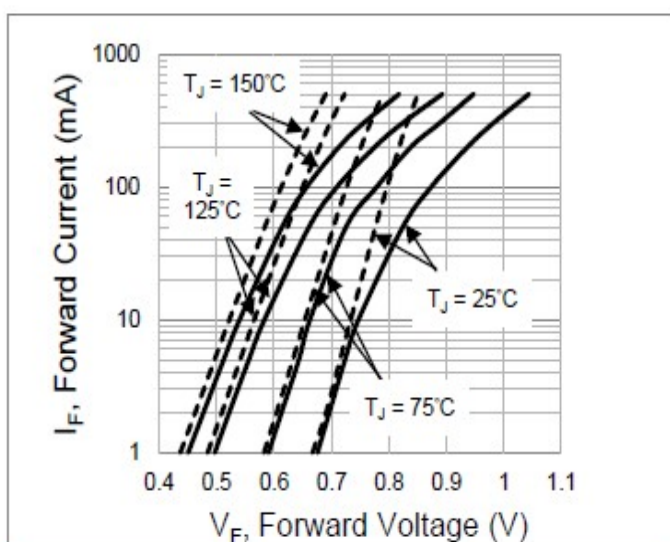


Fig.4 Typical Forward Characteristics

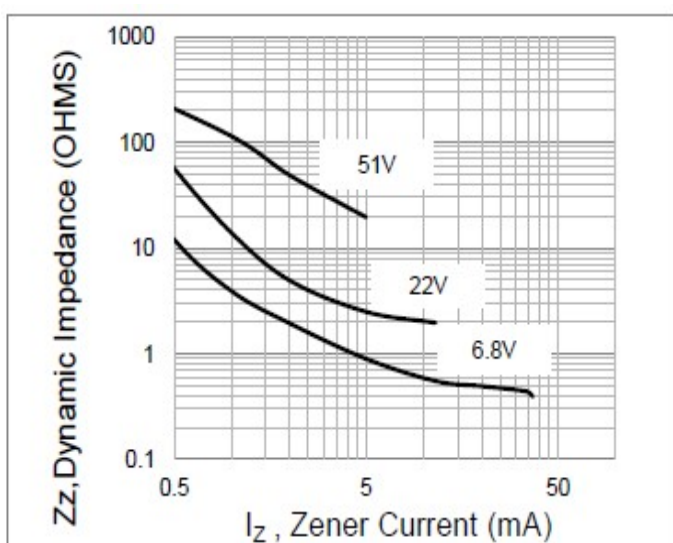


Fig.5 Typical Effect Of Zener Current On Zener Impedance

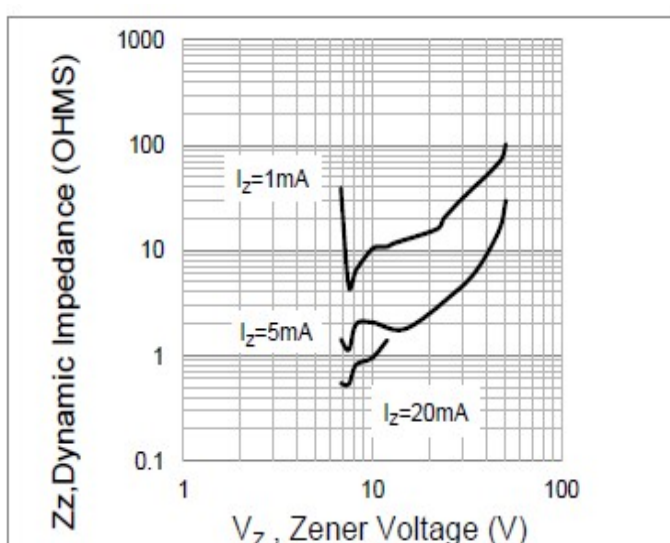
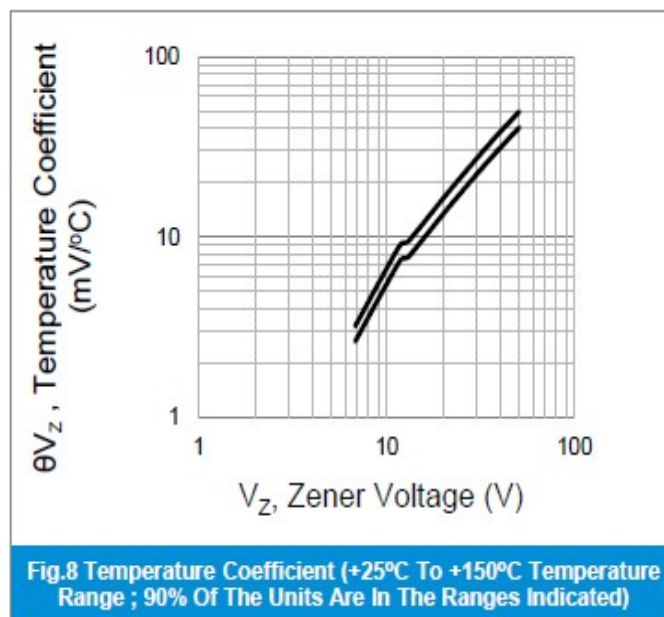
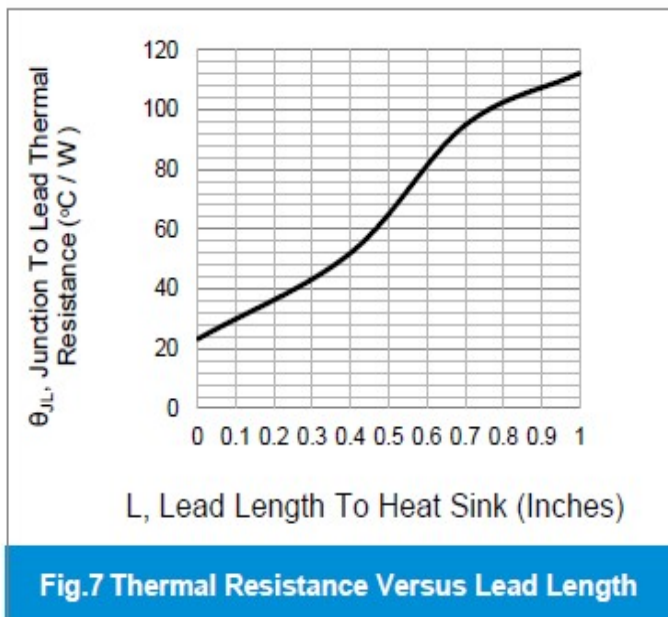


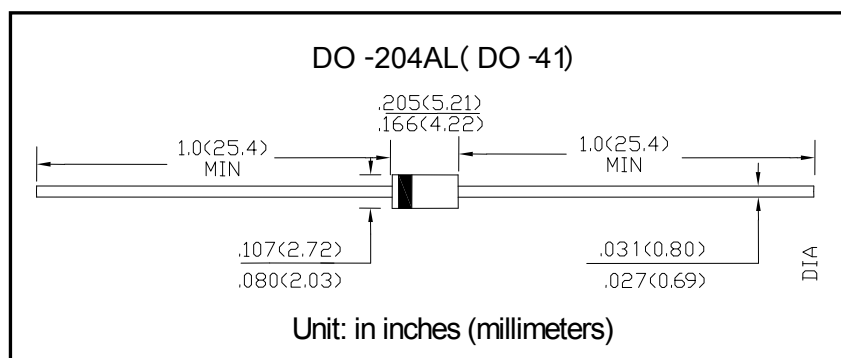
Fig.6 Typical Effect Of Zener Voltage On Zener Impedance



Ordering Information (Example)

PREFERED	PACKAGE CODE	MINIMUM PACKAGE(pcs)	INNER BOX QUANTITY(pcs)	OUTER CARTON QUANTITY(pcs)	DELIVERY MODE
1N4728A THRU 1N4764A	DO-41	5000	5000	50000	Ammo box

Outline Dimensions



IMPORTANT NOTICE AND DISCLAIMER

AM RESERVES THE RIGHT TO MAKE CHANGES TO ALL PRODUCT, PRODUCT SPECIFICATIONS AND DATA WITHOUT NOTICE TO IMPROVE RELIABILITY, FUNCTION OR DESIGN OR OTHERWISE. CUSTOMERS SHOULD OBTAIN AND CONFIRM THE LATEST PRODUCT INFORMATION AND SPECIFICATIONS BEFORE FINAL DESIGN PURCHASE OR USE.

AM disclaim any and all liability for any errors, inaccuracies or incompleteness contained in any datasheet or in any other disclosure relating to any product.

All information are provided as-is, even it has qualified by the AEC-Q101 which satisfy industrial application requirement, except as expressly stated in this data sheet is applied for automotive grade, AM make no warranties, representation or guarantee, whether express, implied or statutory, including, without limitation, regarding any merchantability, satisfactory quality, or fitness for a particular purpose with respect to AM.

AM does not assume any liability or compensation for any application assistance or customer product design, and make no warranty or accept any liability with products, which are purchased or used for any unintended or unauthorized application.

Except as expressly indicated in writing, AM products are not designed for use in medical, life-saving, or lifesustaining applications or for any other application in which the failure of the AM product could result in personal injury or death. Customers using or selling AM products not expressly indicated for use in such applications do so at their own risk. Please contact authorized AM personnel to obtain written terms and conditions regarding products designed for such applications.

No license, express or implied, by estoppel or otherwise, to any intellectual property rights is granted by this document or by any conduct of AM. Product names and markings noted herein may be trademarks of their respective owners.

X-ON Electronics

Largest Supplier of Electrical and Electronic Components

Click to view similar products for [Zener Diodes](#) category:

Click to view products by [amsem](#) manufacturer:

Other Similar products are found below :

[RKZ13B2KG#P1](#) [DL5234B](#) [1N4682](#) [1N4693](#) [1N4732A](#) [1N4736A](#) [1N4750A](#) [1N4759ARL](#) [1N5241B](#) [1N5365B](#) [1N5369B](#) [1N747A](#)
[1N964B](#) [1N966B](#) [1N968B](#) [1N972B](#) [JANS1N4974US](#) [1N4692](#) [1N4702](#) [1N4704](#) [1N4711](#) [1N4714](#) [1N4745ARL](#) [1N4752ARL](#) [1N4760ARL](#)
[1N5221B](#) [1N5242BTR](#) [1N5350B](#) [1N5352B](#) [1N961BRR1](#) [1N964BRL](#) [RKZ5.1BKU#P6](#) [3SMAJ5946B-TP](#) [3SMAJ5950B-TP](#)
[MMSZ5230BQ-13-F](#) [MMSZ5232BQ-13-F](#) [BZX84C7V5](#) [3SMAJ5945B-TP](#) [3SMAJ5947B-TP](#) [3SMBJ5941B-TP](#) [DZ2S240M0L](#) [SMAZ27-](#)
[TP](#) [ZMM5224B-7](#) [RD16UM-T1-A](#) [RD39S-T1-A](#) [RD10S-T1-A](#) [CDZT2R5.6B](#) [1N4762A G](#) [Z1SMA18](#) [JANTX1N4553B](#)