


## SILICON PLANAR POWER ZENER DIODES

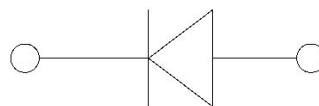
### ■ Features

- Silicon Planar Power Zener Diodes for use in stabilizing and clipping circuits with high power rating. Standard Zener voltage tolerance is 10%. Other tolerances available upon request.



### Mechanical Data

- ◇ Case: Molded plastic over passivated junction
- ◇ Terminals: Pure tin plated lead free, solderable per MIL-STD-750, Method 2025
- ◇ Polarity: Color Band denotes positive end (cathode)
- ◇ Standard packaging: 12mm tape (EIA-481)
- ◇ Weight: 0.002 ounces, 0.04 gram



### Maximum Ratings and Electrical Characteristics

Rating at 25 °C ambient temperature unless otherwise specified.

#### **MAXIMUM RATINGS AND ELECTRICAL CHARACTERISTICS**

Ratings at 25 °C ambient temperature unless otherwise specified.

	SYMBOL	VALUE	UNITS
Peak Pulse Power Dissipation (Note A) Derate above 75 °C	$P_D$	2 24	Watts mW/°C
Peak forward Surge Current 8.3ms single half sine-wave superimposed on rated load (JEDEC Method) (Note B)	$I_{FSM}$	15	Amps
Operating Junction and Storage Temperature Range	$T_J, T_{STG}$	-55 to +150	°C

#### NOTES:

A. Mounted on 5.0mm<sup>2</sup> (.013mm thick) land areas.

B. Measured on 8.3ms, single half sine-wave or equivalent square wave, duty cycle = 4 pulses per minute maximum.

# 2EZ SERIES



## Electrical Characteristics @T<sub>A</sub> = 25°C unless otherwise noted

Type No. (Note 1.)	Nominal Zener Voltage Vz @ I <sub>ZT</sub> volts (Note 2.)	Test current I <sub>ZT</sub> mA	Maximum Zener Impedance (Note 3.)			Leakage Current		Maximum Zener Current I <sub>ZM</sub> Madc	Surge Current @ T <sub>A</sub> = 25 °C I <sub>r</sub> - mA (Note 4.)
			Z <sub>ZT</sub> @ I <sub>ZT</sub> Ohms	Z <sub>ZK</sub> @ I <sub>ZK</sub> Ohms	I <sub>ZK</sub> mA	I <sub>R</sub> V <sub>R</sub> µg A Max @ Volts			
2EZ11	11.0	45.5	4.0	700	0.25	1.0	8.4	166	1.82
2EZ12	12.0	41.5	4.5	700	0.25	1.0	9.1	152	1.66
2EZ13	13.0	38.5	5.0	700	0.25	0.5	9.9	138	1.54
2EZ14	14.0	35.7	5.5	700	0.25	0.5	10.6	130	1.43
2EZ15	15.0	33.4	7.0	700	0.25	0.5	11.4	122	1.33
2EZ16	16.0	31.2	8.0	700	0.25	0.5	12.2	114	1.25
2EZ17	17.0	29.4	9.0	750	0.25	0.5	13.0	107	1.18
2EZ18	18.0	27.8	10.0	750	0.25	0.5	13.7	100	1.11
2EZ19	19.0	26.3	11.0	750	0.25	0.5	14.4	95	1.05
2EZ20	20.0	25.0	11.0	750	0.25	0.5	15.2	90	1.00
2EZ22	22.0	22.8	12.0	750	0.25	0.5	16.7	82	0.91
2EZ24	24.0	20.8	13.0	750	0.25	0.5	18.2	76	0.83
2EZ27	27.0	18.5	18.0	750	0.25	0.5	20.6	68	0.74
2EZ30	30.0	16.6	20.0	1000	0.25	0.5	22.5	60	0.67
2EZ33	33.0	15.1	23.0	1000	0.25	0.5	25.1	55	0.61
2EZ36	36.0	13.9	25.0	1000	0.25	0.5	27.4	50	0.56
2EZ39	39.0	12.8	30.0	1000	0.25	0.5	29.7	47	0.51
2EZ43	43.0	11.6	35.0	1500	0.25	0.5	32.7	43	0.45
2EZ47	47.0	10.6	40.0	1500	0.25	0.5	35.8	39	0.42
2EZ51	51.0	9.8	48.0	1500	0.25	0.5	38.8	36	0.39
2EZ56	56.0	9.0	55.0	2000	0.25	0.5	42.6	32	0.36
2EZ62	62.0	8.1	60.0	2000	0.25	0.5	47.1	29	0.32
2EZ68	68.0	7.4	75.0	2000	0.25	0.5	51.7	27	0.29
2EZ75	75.0	6.7	90.0	2000	0.25	0.5	56.0	24	0.27
2EZ82	82.0	6.1	100.0	3000	0.25	0.5	62.2	22	0.24
2EZ91	91.0	5.5	125.0	3000	0.25	0.5	69.2	20	0.22
2EZ100	100.0	5.0	175.0	3000	0.25	0.5	76.0	18	0.20
2EZ110	110.0	4.5	250.0	4000	0.25	0.5	83.6	17	0.18
2EZ120	120.0	4.2	325.0	4500	0.25	0.5	91.2	15	0.16
2EZ130	130.0	3.8	400.0	5000	0.25	0.5	98.8	14	0.15
2EZ140	140.0	3.6	500.0	5500	0.25	0.5	106.4	13	0.14
2EZ150	150.0	3.3	575.0	6000	0.25	0.5	114.0	12	0.13
2EZ160	160.0	3.1	650.0	6500	0.25	0.5	121.6	11	0.12
2EZ170	170.0	2.9	675.0	7000	0.25	0.5	130.4	11	0.12
2EZ180	180.0	2.8	725.0	7000	0.25	0.5	136.8	10	0.11
2EZ190	190.0	2.6	825.0	8000	0.25	0.5	144.8	10	0.10
2EZ200	200.0	2.5	900.0	8000	0.25	0.5	152.0	9	0.10

RATINGS AND CHARACTERISTIC CURVES

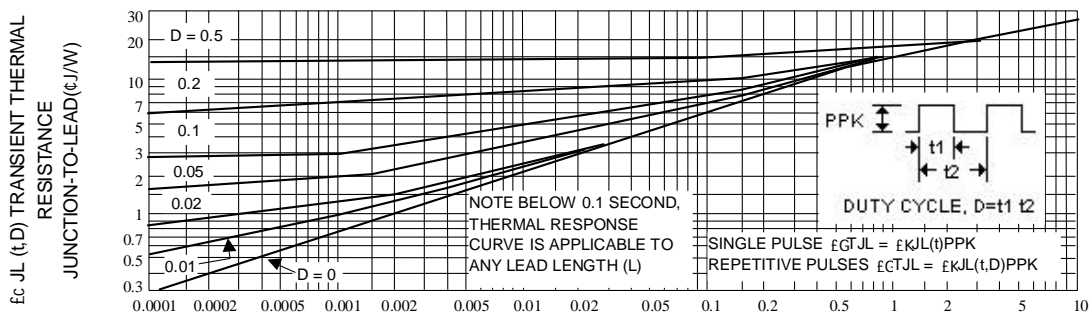


Fig. 2-TYPICAL THERMAL RESPONSE L,

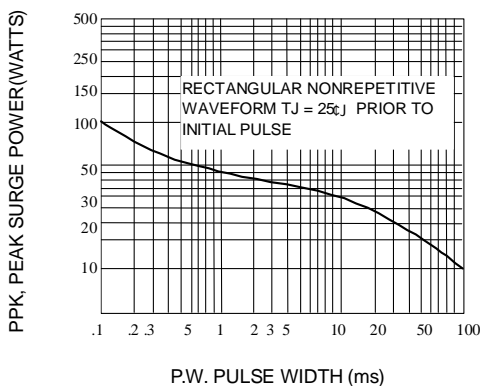


Fig. 3-MAXIMUM SURGE POWER

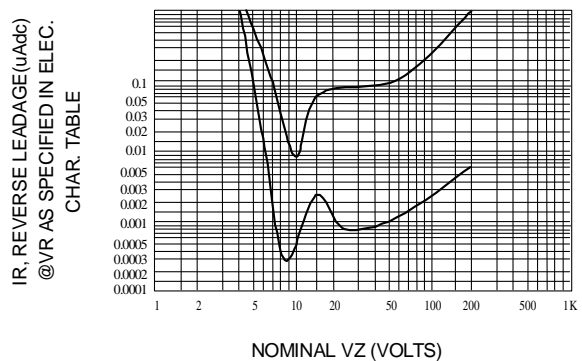


Fig. 4-TYPICAL REVERSE LEAKAGE

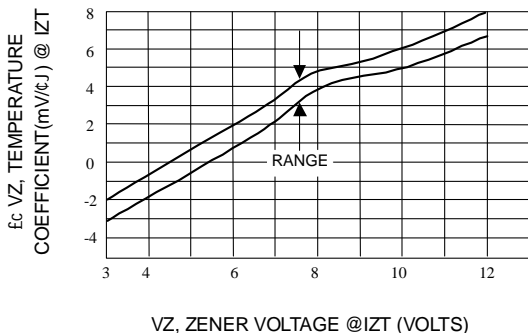


Fig. 5-UNITS TO 12 VOLTS

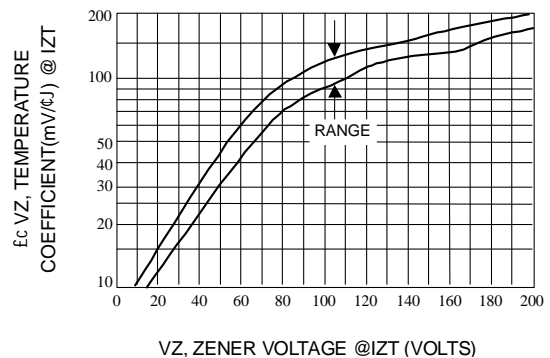


Fig. 6-UNITS 10 TO 200 VOLTS

## RATINGS AND CHARACTERISTIC CURVES

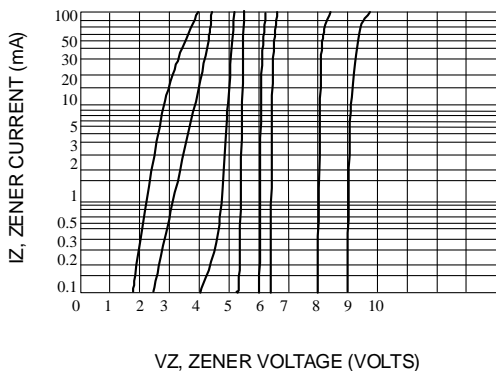


Fig. 7-VZ = 3.9 THRU 10 VOLTS

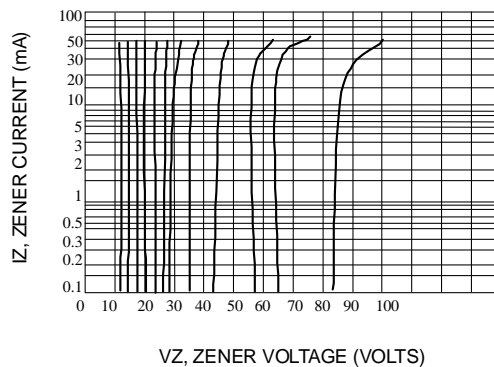


Fig. 8-VZ = 12 THRU 82 VOLTS

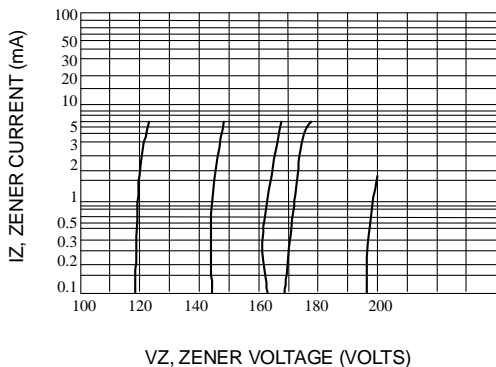


Fig. 9-VZ = 100 THRU 200 VOLTS

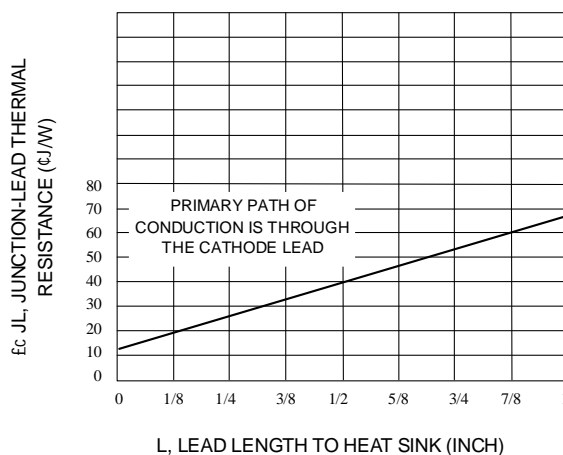
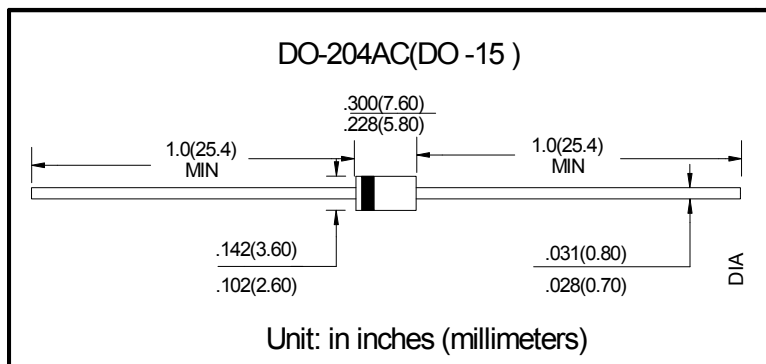


Fig. 10-TYPICAL THERMAL RESISTANCE<sub>E</sub>

### Ordering Information (Example)

PREFERED	PACKAGE CODE	MINIMUM PACKAGE(pcs)	INNER BOX QUANTITY(pcs)	OUTER CARTON QUANTITY(pcs)	DELIVERY MODE
2EZ Series	DO-15	3000	3000	30000	Ammo box

### Outline Dimensions



## IMPORTANT NOTICE AND DISCLAIMER

AM RESERVES THE RIGHT TO MAKE CHANGES TO ALL PRODUCT, PRODUCT SPECIFICATIONS AND DATA WITHOUT NOTICE TO IMPROVE RELIABILITY, FUNCTION OR DESIGN OR OTHERWISE. CUSTOMERS SHOULD OBTAIN AND CONFIRM THE LATEST PRODUCT INFORMATION AND SPECIFICATIONS BEFORE FINAL DESIGN PURCHASE OR USE.

AM disclaim any and all liability for any errors, inaccuracies or incompleteness contained in any datasheet or in any other disclosure relating to any product.

All information are provided as-is, even it has qualified by the AEC-Q101 which satisfy industrial application requirement, except as expressly stated in this data sheet is applied for automotive grade, AM make no warranties, representation or guarantee, whether express, implied or statutory, including, without limitation, regarding any merchantability, satisfactory quality, or fitness for a particular purpose with respect to AM.

AM does not assume any liability or compensation for any application assistance or customer product design, and make no warranty or accept any liability with products, which are purchased or used for any unintended or unauthorized application.

Except as expressly indicated in writing, AM products are not designed for use in medical, life-saving, or lifesustaining applications or for any other application in which the failure of the AM product could result in personal injury or death. Customers using or selling AM products not expressly indicated for use in such applications do so at their own risk. Please contact authorized AM personnel to obtain written terms and conditions regarding products designed for such applications.

No license, express or implied, by estoppel or otherwise, to any intellectual property rights is granted by this document or by any conduct of AM. Product names and markings noted herein may be trademarks of their respective owners.

## X-ON Electronics

Largest Supplier of Electrical and Electronic Components

*Click to view similar products for [Zener Diodes](#) category:*

*Click to view products by [amsem](#) manufacturer:*

Other Similar products are found below :

[RKZ13B2KG#P1](#) [DL5234B](#) [1N4682](#) [1N4693](#) [1N4732A](#) [1N4736A](#) [1N4750A](#) [1N4759ARL](#) [1N5241B](#) [1N5365B](#) [1N5369B](#) [1N747A](#)  
[1N964B](#) [1N966B](#) [1N968B](#) [1N972B](#) [JANS1N4974US](#) [1N4692](#) [1N4702](#) [1N4704](#) [1N4711](#) [1N4714](#) [1N4745ARL](#) [1N4752ARL](#) [1N4760ARL](#)  
[1N5221B](#) [1N5242BTR](#) [1N5350B](#) [1N5352B](#) [1N961BRR1](#) [1N964BRL](#) [RKZ5.1BKU#P6](#) [3SMAJ5946B-TP](#) [3SMAJ5950B-TP](#)  
[MMSZ5230BQ-13-F](#) [MMSZ5232BQ-13-F](#) [BZX84C7V5](#) [3SMAJ5945B-TP](#) [3SMAJ5947B-TP](#) [3SMBJ5941B-TP](#) [DZ2S240M0L](#) [SMAZ27-](#)  
[TP](#) [ZMM5224B-7](#) [RD16UM-T1-A](#) [RD39S-T1-A](#) [RD10S-T1-A](#) [CDZT2R5.6B](#) [1N4762A G](#) [Z1SMA18](#) [JANTX1N4553B](#)