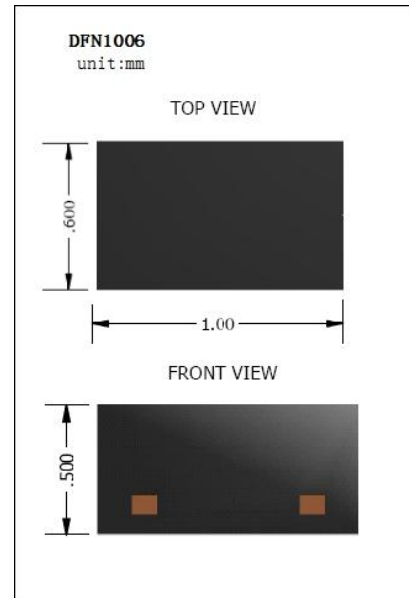
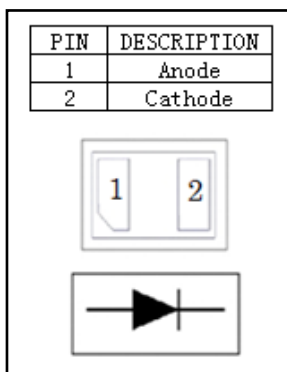


DATA SHEET

BZX884B2V4 THRU BZX884B75

- ◇ Planar Die construction
- ◇ 250mW Power Dissipation
- ◇ Zener Voltages from 2.4V–75V
- ◇ RoHS compliant / Green EMC



MAXIMUM RATINGS (Ta = 25 °C)

Symbol	Parameter	Value	Units
V _F	Maximum Forward Voltage @ IF=10mA	0.9	V
P _(AV)	Power Dissipation	250	mW
T _J , Tstg	Operating And Storage Temperature	-55 to 150	°C
I _{FSM}	Peak Forward Surge Current	2.0	A
Tstg	Storage Temperature Range	-55 to 150	°C
R _j	Thermal Resistance Junction to Ambient	417	°C/W

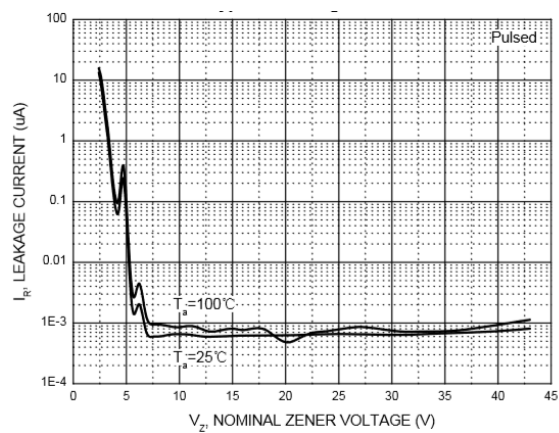
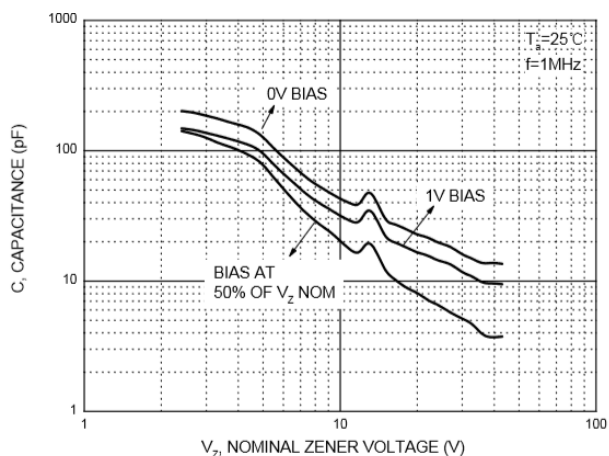
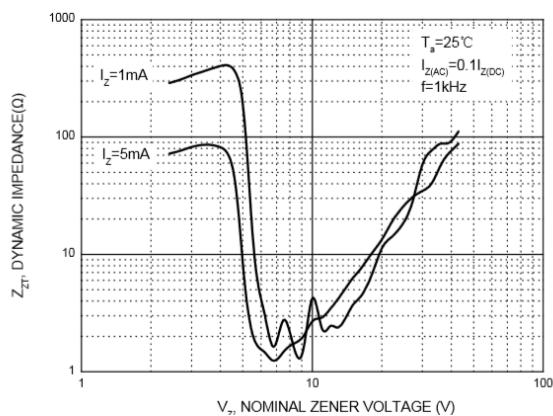
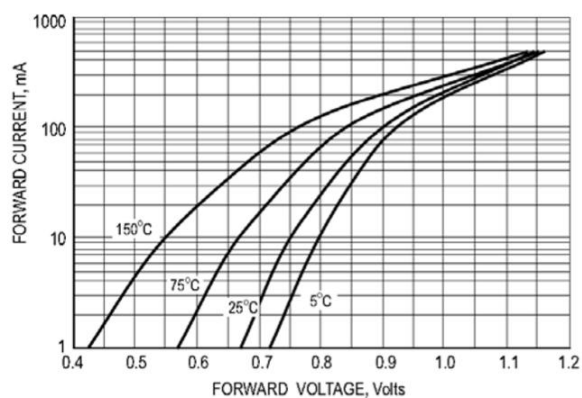
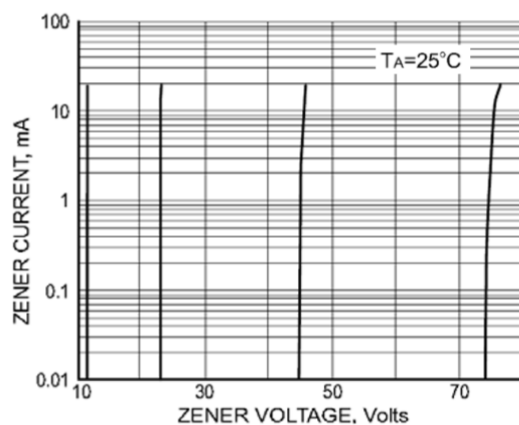
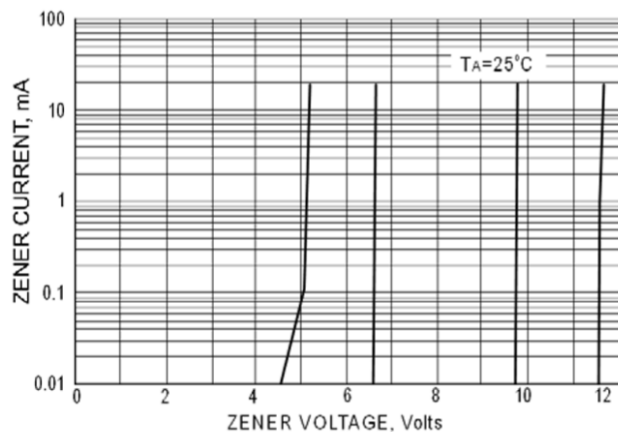
ELECTRICAL CHARACTERISTICS (Ta = 25 °C unless otherwise noted)

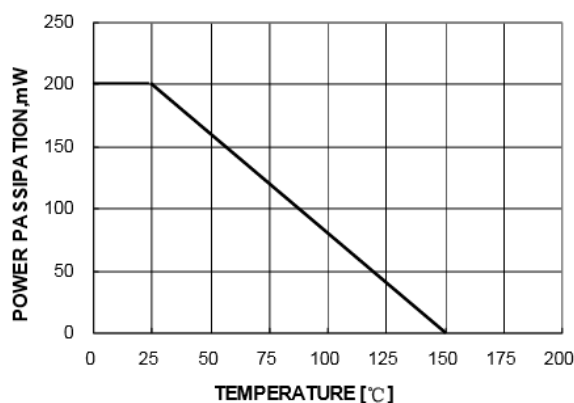
Type	Device	V _Z (V) *1			I _{ZT}	Z _{VT} @I _{ZT}	Z _{ZK} @I _{ZK}	I _{ZK}	I _R	V _R
Number	Marking	Nom(V)	Min(V)	Max(V)	mA	Ω		(mA)	(uA)	(V)
BZX884B2V4	A1	2.4	2.35	2.45	5	100	400	1	50	1
BZX884B2V7	A2	2.7	2.65	2.75	5	100	450	1	20	1
BZX884B3V0	A3	3	2.94	3.06	5	95	500	1	10	1
BZX884B3V3	A4	3.3	3.23	3.37	5	95	500	1	5	1
BZX884B3V6	A5	3.6	3.53	3.67	5	90	500	1	5	1
BZX884B3V9	A6	3.9	3.82	3.98	5	90	500	1	3	1
BZX884B4V3	A7	4.3	4.21	4.39	5	90	600	1	3	1

Type	Device	V _Z (V) ^{*1}			I _{ZT}	Z _{ZT} @I _{ZT}	Z _{ZK} @I _{ZK}	I _{zk}	I _R	V _R
Number	Marking	Nom(V)	Min(V)	Max(V)	mA	Ω		(mA)	(uA)	(V)
BZX884B4V7	A8	4.7	4.61	4.79	5	80	500	1	3	2
BZX884B5V1	A9	5.1	5	5.2	5	60	480	1	2	2
BZX884B5V6	AA	5.6	5.49	5.71	5	40	400	1	1	2
BZX884B6V2	AB	6.2	6.08	6.32	5	10	150	1	3	4
BZX884B6V8	AC	6.8	6.66	6.94	5	15	80	1	2	4
BZX884B7V5	AD	7.5	7.35	7.65	5	15	80	1	1	5
BZX884B8V2	AE	8.2	8.04	8.36	5	15	80	1	0.7	5
BZX884B9V1	AF	9.1	8.92	9.28	5	15	100	1	0.5	6
BZX884B10	AG	10	9.8	10.2	5	20	150	1	0.2	7
BZX884B11	AH	11	10.78	11.22	5	20	150	1	0.1	8
BZX884B12	AJ	12	11.76	12.24	5	25	150	1	0.1	8
BZX884B13	AK	13	12.74	13.26	5	30	170	1	0.1	8
BZX884B15	AL	15	14.7	15.3	5	30	200	1	0.05	10.5
BZX884B16	C1	16	15.68	16.32	5	40	200	1	0.05	11.2
BZX884B18	C2	18	17.64	18.36	5	45	225	1	0.05	12.6
BZX884B20	C3	20	19.6	20.4	5	55	225	1	0.05	14
BZX884B22	C4	22	21.56	22.44	5	55	250	1	0.05	15.4
BZX884B24	C5	24	23.52	24.48	5	70	250	1	0.05	16.8
BZX884B27	C6	27	26.46	27.54	2	80	300	0.5	0.05	18.9
BZX884B30	C7	30	29.4	30.6	2	80	300	0.5	0.05	21
BZX884B33	C8	33	32.34	33.66	2	80	325	0.5	0.05	23.1
BZX884B36	C9	36	35.28	36.72	2	90	350	0.5	0.05	25.2
BZX884B39	CA	39	38.22	39.78	2	130	350	0.5	0.05	27.3
BZX884B43	CB	43	42.14	43.86	2	150	375	0.5	0.05	30.1
BZX884B47	CC	47	45.83	48.17	2	170	375	0.5	0.05	32.9
BZX884B51	CD	51	49.73	52.27	2	180	400	0.5	0.05	35.7
BZX884B56	CE	56	54.6	57.4	2	200	425	0.5	0.05	39.2
BZX884B62	CF	62	60.45	63.55	2	215	450	0.5	0.05	43.4
BZX884B68	CG	68	66.3	69.7	2	240	475	0.5	0.05	47.6
BZX884B75	CH	75	73.13	76.87	2	255	500	0.5	0.05	52.5

*1 Pulse width = 10 ms

Typical Characteristics

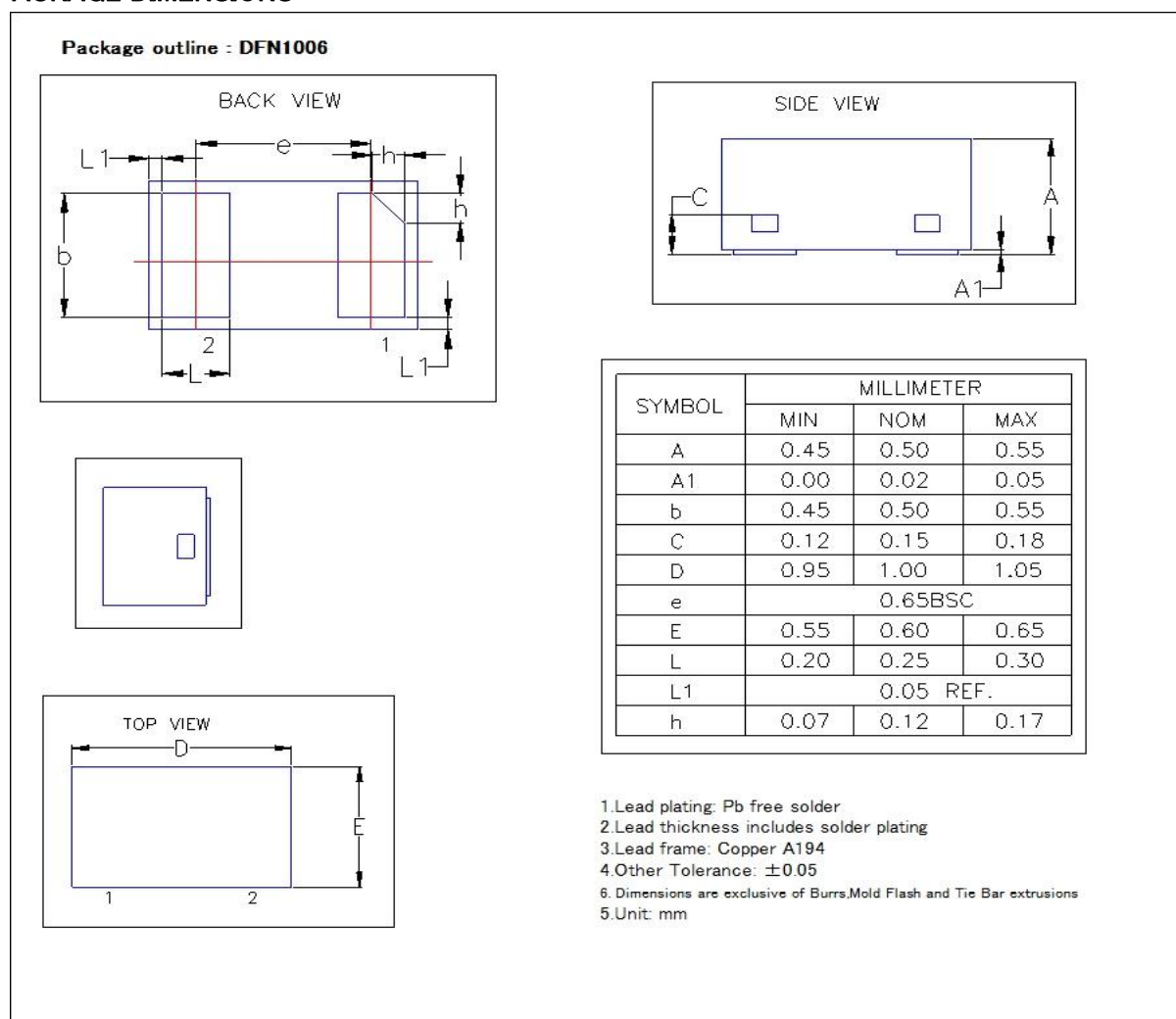




ORDERING INFORMATION

Device	Package	Shipping	Tape wide	Emboss pitch	Tape specification	Notes
BZX884B2V4- BZX884B75	DFN1006	Tape & Reel 10000pcs /7" Reel	8mm	4mm	Conductive	

PACKAGE DIMENSIONS



X-ON Electronics

Largest Supplier of Electrical and Electronic Components

Click to view similar products for [Zener Diodes](#) category:

Click to view products by [amsem](#) manufacturer:

Other Similar products are found below :

[RKZ13B2KG#P1](#) [DL5234B](#) [1N4682](#) [1N4693](#) [1N4732A](#) [1N4736A](#) [1N4750A](#) [1N4759ARL](#) [1N5241B](#) [1N5365B](#) [1N5369B](#) [1N747A](#)
[1N964B](#) [1N966B](#) [1N968B](#) [1N972B](#) [JANS1N4974US](#) [1N4692](#) [1N4702](#) [1N4704](#) [1N4711](#) [1N4714](#) [1N4745ARL](#) [1N4752ARL](#) [1N4760ARL](#)
[1N5221B](#) [1N5242BTR](#) [1N5350B](#) [1N5352B](#) [1N961BRR1](#) [1N964BRL](#) [RKZ5.1BKU#P6](#) [3SMAJ5946B-TP](#) [3SMAJ5950B-TP](#)
[MMSZ5230BQ-13-F](#) [MMSZ5232BQ-13-F](#) [BZX84C7V5](#) [3SMAJ5945B-TP](#) [3SMAJ5947B-TP](#) [3SMBJ5941B-TP](#) [DZ2S240M0L](#) [SMAZ27-](#)
[TP](#) [ZMM5224B-7](#) [RD16UM-T1-A](#) [RD39S-T1-A](#) [RD10S-T1-A](#) [CDZT2R5.6B](#) [1N4762A G](#) [Z1SMA18](#) [JANTX1N4553B](#)