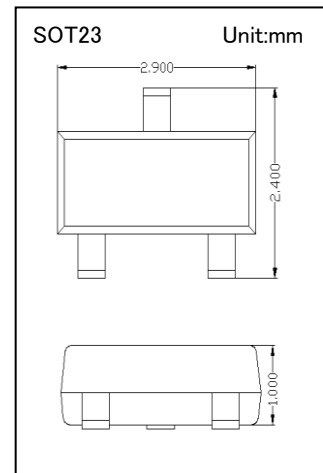


## DATA SHEET

### MMBD4148/CA/CC/SE

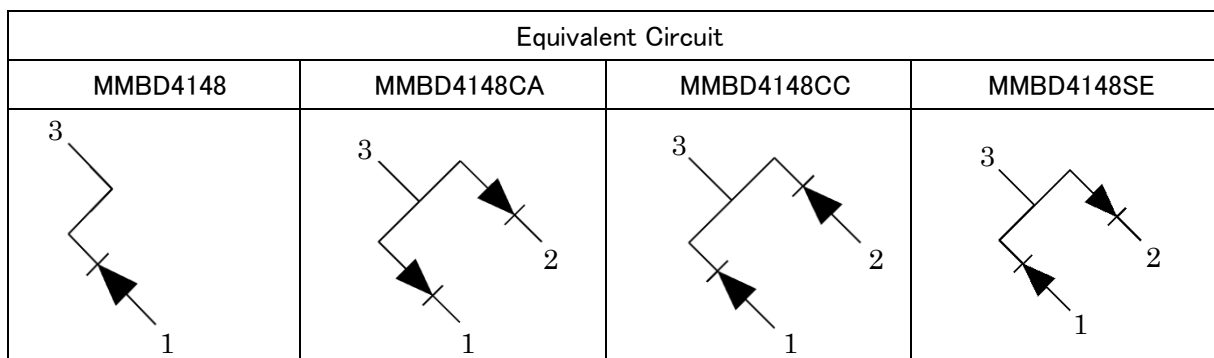
- ◇ Fast Switching Speed
- ◇ For General Purpose Switching Applications
- ◇ High Conductance
- ◇ Low Current Leakage
- ◇ Small Outline Surface Mount Package
- ◇ RoHS compliant / Green EMC

Device Marking Code	
<b>MMBD4148</b>	<b>KA2</b>
<b>MMBD4148CA</b>	<b>D6</b>
<b>MMBD4148CC</b>	<b>D5</b>
<b>MMBD4148SE</b>	<b>D4</b>



#### Maximum Ratings (Ta = 25 °C)

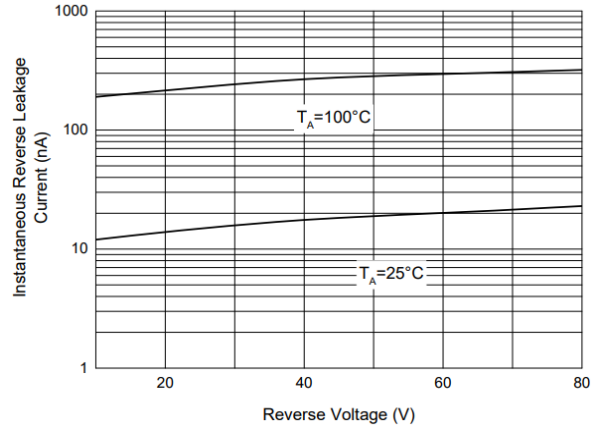
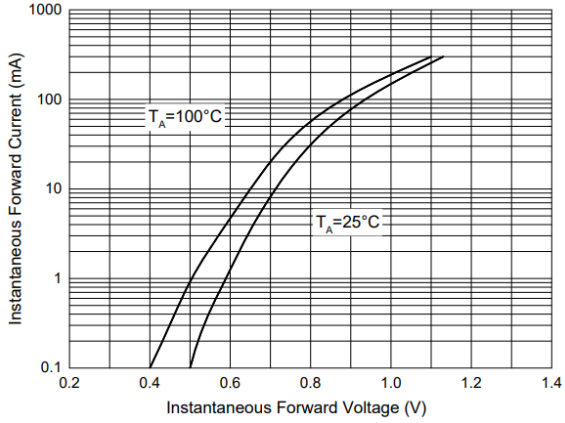
Symbol	Parameter	Value	Units
$V_R$	Continuous Reverse Voltage	75	V
$V_{RRM}$	Non Repetitive Peak Reverse Voltage	100	V
$I_{FM}$	Forward Continuous Current	250	mA
$I_O$	Average Rectified Output Current	200	mA
$I_{FSM}$	Non-R Repetitive Peak Forward Surge Current @8.3mS	2	A
$P_D$	Power Dissipation	350	mW
$R_{\theta JA}$	Thermal Resistance Junction to Ambient	357	°C/W
$T_{STG}$	Storage Temperature Range	-55~+150	°C
$T_J$	Junction Temperature	150	°C



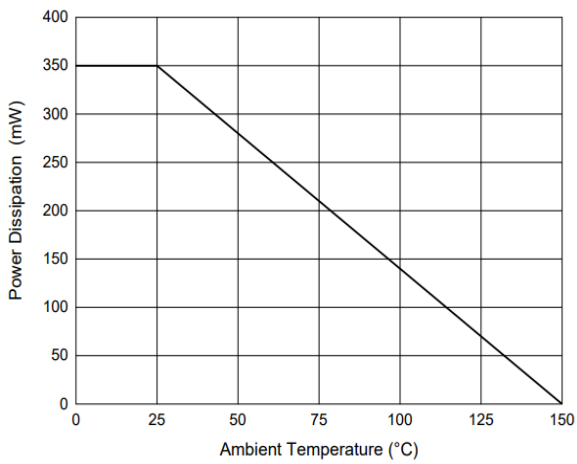
**Electrical Characteristics (Ta = 25 °C)**

Symbol	Parameter	Test Conditions	Min	Typ	Max	Units
V <sub>R</sub>	Reverse Breakdown Voltage	I <sub>R</sub> =100uA	100			V
		I <sub>R</sub> =5uA	75			
V <sub>F</sub>	Forward Voltage	I <sub>F</sub> =1mA			0.715	V
		I <sub>F</sub> =10mA			0.855	
		I <sub>F</sub> =50mA			1	
		I <sub>F</sub> =150mA			1.25	
I <sub>R</sub>	Reverse Voltage Leakage Current	V <sub>R</sub> =20V			25	nA
		V <sub>R</sub> =75V			1	uA
C <sub>J</sub>	Typical Junction Capacitance	V <sub>R</sub> =0V, f=1.0MHz			2	pF
T <sub>rr</sub>	Reverse Recovery Time	I <sub>F</sub> =I <sub>R</sub> =10mA, I <sub>rr</sub> =0.1mA, R <sub>L</sub> =100Ω			4	nS

**Characteristics Curves**

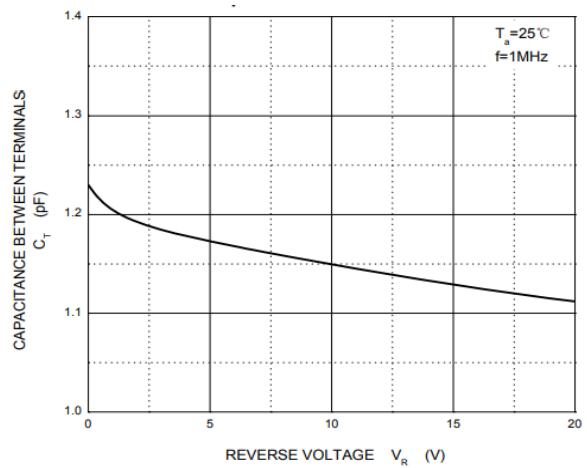


**Typical Instantaneous Forward Characteristics**



**Power Derating Curve**

**Typical Reverse Leakage Characteristics**



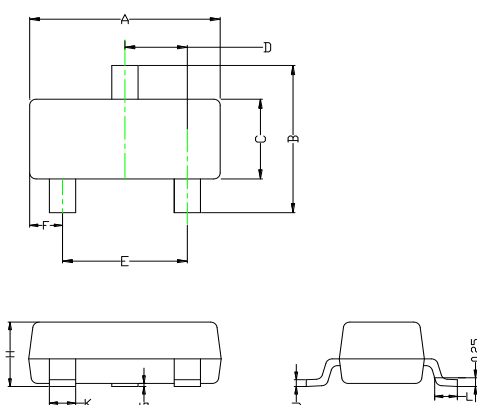
**Capacitance Characteristics**

**Ordering Information**

Device	Package	Shipping	Tape wide	Emboss pitch	Tape specification	Notes
MMBD4148/C A/CC/SE	SOT23	Tape & Reel 3000pcs /7" Reel	8mm	4mm	Conductive	

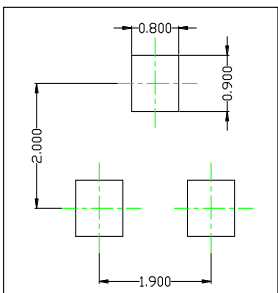
**Package Dimensions**

**Package outline : SOT23**



Symbol	Dimensions in mm	
	Min.	Max.
A	2.800	3.040
B	2.100	2.640
C	1.200	1.400
D	0.890	1.030
E	1.780	2.050
F	0.450	0.600
G	0.013	0.100
H	0.900	1.110
J	0.085	0.180
K	0.370	0.510
L	0.300	0.500

**SOT23 Package Outline**



**Land Pattern Recommendation**

**Notice:**

- Lead plating: Pb free solder
- Lead thickness includes solder plating
- Lead frame: CAC-5
- Other Tolerance:  $\pm 0.05$

## X-ON Electronics

Largest Supplier of Electrical and Electronic Components

*Click to view similar products for* [Diodes - General Purpose, Power, Switching category:](#)

*Click to view products by* [amsem manufacturer:](#)

Other Similar products are found below :

[MMBD3004S-13-F](#) [1N3611](#) [NTE156A](#) [NTE6244](#) [1SS400CST2RA](#) [SDAA13](#) [SHN2D02FUTW1T1G](#) [1N4449](#) [1N456A](#) [1N914BTR](#)  
[D291S45T](#) [BAS 16-02L E6327](#) [BAS 16-02V H6327](#) [BAS 21U E6327](#) [BAS 28 E6327](#) [BAW56DWQ-7-F](#) [BAW56M3T5G](#) [BAW75-TAP](#)  
[MM230L-CAA](#) [IDW40E65D1](#) [JAN1N3600](#) [JAN1N4454UR-1](#) [SMMSD4148T3G](#) [BYW95B/A52A](#) [NSVDAN222T1G](#) [CDSZC01100-HF](#)  
[BAV70HDW-7](#) [BAS28-7](#) [JANTX1N6640](#) [BAW56HDW-13](#) [BAS28 TR](#) [VS-HFA04SD60STR-M3](#) [1SS388-TP](#) [BAV99TQ-13-F](#)  
[BAV99HDW-13](#) [1N4004](#) [MMDB30-E28X](#) [LS4148](#) [IDV15E65D2](#) [W0503RH200S0L](#) [M0268SJ200NLF](#) [M0268RJ200NLF](#) [S3MBF](#) [US1J](#)  
[DAN217U-TP](#) [SHV-06JNS-Q](#) [IDW30C65D1](#) [IDW80C65D1](#) [VS-HFA30TA60CSR-M3](#) [M1MA152WAT1](#)