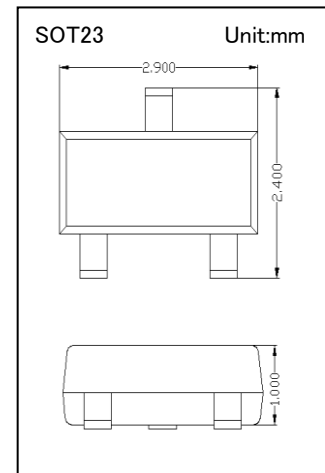


DATA SHEET

MMBD4148/CA/CC/SE

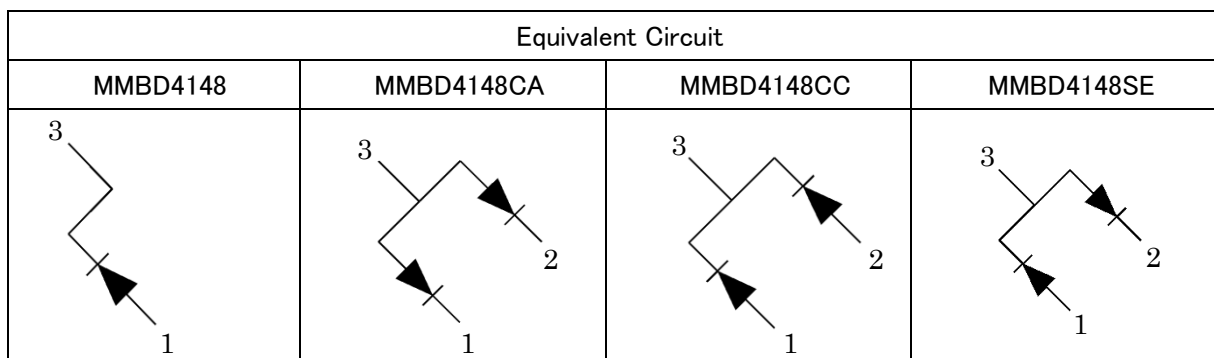
- ◇ Fast Switching Speed
- ◇ For General Purpose Switching Applications
- ◇ High Conductance
- ◇ Low Current Leakage
- ◇ Small Outline Surface Mount Package
- ◇ RoHS compliant / Green EMC

Device Marking Code	
MMBD4148	KA2
MMBD4148CA	D6
MMBD4148CC	D5
MMBD4148SE	D4



Maximum Ratings (Ta = 25 °C)

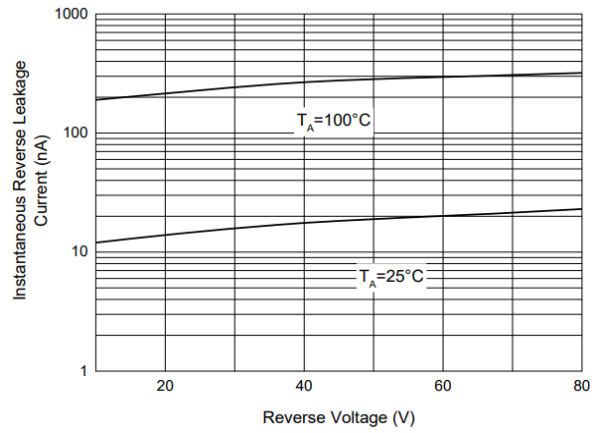
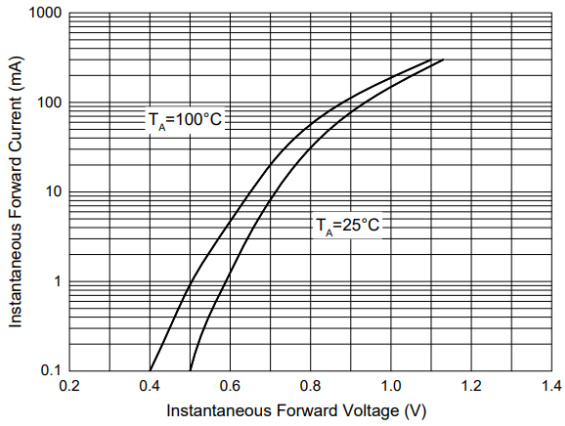
Symbol	Parameter	Value	Units
V_R	Continuous Reverse Voltage	75	V
V_{RRM}	Non Repetitive Peak Reverse Voltage	100	V
I_{FM}	Forward Continuous Current	250	mA
I_O	Average Rectified Output Current	200	mA
I_{FSM}	Non-R Repetitive Peak Forward Surge Current @8.3mS	2	A
P_D	Power Dissipation	350	mW
$R_{\theta JA}$	Thermal Resistance Junction to Ambient	357	°C/W
T_{STG}	Storage Temperature Range	-55~+150	°C
T_J	Junction Temperature	150	°C



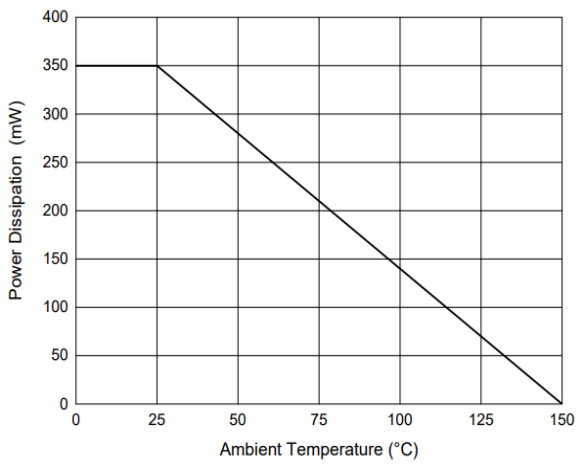
Electrical Characteristics (Ta = 25 °C)

Symbol	Parameter	Test Conditions	Min	Typ	Max	Units
V _R	Reverse Breakdown Voltage	I _R =100uA	100			V
		I _R =5uA	75			
V _F	Forward Voltage	I _F =1mA			0.715	V
		I _F =10mA			0.855	
		I _F =50mA			1	
		I _F =150mA			1.25	
I _R	Reverse Voltage Leakage Current	V _R =20V			25	nA
		V _R =75V			1	uA
C _J	Typical Junction Capacitance	V _R =0V, f=1.0MHz			2	pF
T _{rr}	Reverse Recovery Time	I _F =I _R =10mA, I _{rr} =0.1mA, R _L =100Ω			4	nS

Characteristics Curves

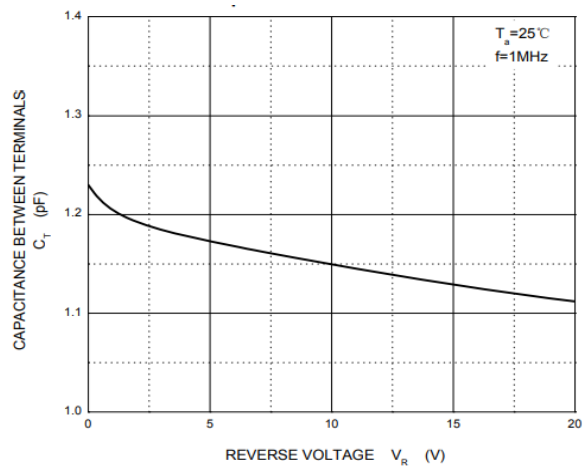


Typical Instantaneous Forward Characteristics



Power Derating Curve

Typical Reverse Leakage Characteristics



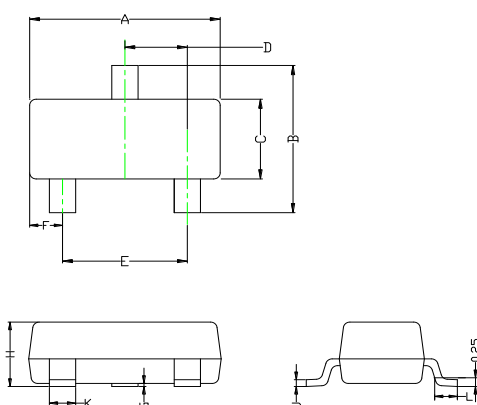
Capacitance Characteristics

Ordering Information

Device	Package	Shipping	Tape wide	Emboss pitch	Tape specification	Notes
MMBD4148/C A/CC/SE	SOT23	Tape & Reel 3000pcs /7" Reel	8mm	4mm	Conductive	

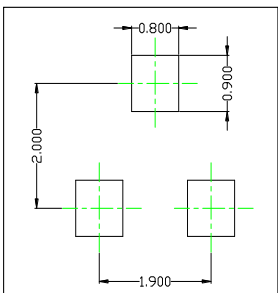
Package Dimensions

Package outline : SOT23



Symbol	Dimensions in mm	
	Min.	Max.
A	2.800	3.040
B	2.100	2.640
C	1.200	1.400
D	0.890	1.030
E	1.780	2.050
F	0.450	0.600
G	0.013	0.100
H	0.900	1.110
J	0.085	0.180
K	0.370	0.510
L	0.300	0.500

SOT23 Package Outline



Land Pattern Recommendation

Notice:

- Lead plating: Pb free solder
- Lead thickness includes solder plating
- Lead frame: CAC-5
- Other Tolerance: ± 0.05

X-ON Electronics

Largest Supplier of Electrical and Electronic Components

Click to view similar products for [Diodes - General Purpose, Power, Switching category](#):

Click to view products by [amsem manufacturer](#):

Other Similar products are found below :

[MMBD3004S-13-F](#) [1N3611](#) [NTE156A](#) [NTE6244](#) [1SS400CST2RA](#) [SDAA13](#) [SHN2D02FUTW1T1G](#) [1N4449](#) [1N456A](#) [1N914BTR](#)
[D291S45T](#) [BAS 16-02L E6327](#) [BAS 16-02V H6327](#) [BAS 21U E6327](#) [BAS 28 E6327](#) [BAW56DWQ-7-F](#) [BAW75-TAP](#) [MM230L-CAA](#)
[IDW40E65D1](#) [JAN1N3600](#) [JAN1N4454UR-1](#) [SMMSD4148T3G](#) [BYW95B/A52A](#) [NSVDAN222T1G](#) [CDSZC01100-HF](#) [BAV70HDW-7](#)
[BAS28-7](#) [JANTX1N6640](#) [BAW56HDW-13](#) [BAS28 TR](#) [VS-HFA04SD60STR-M3](#) [1SS388-TP](#) [BAV99TQ-13-F](#) [BAV99HDW-13](#) [1N4004](#)
[MMDB30-E28X](#) [LS4148](#) [IDV15E65D2](#) [W0503RH200S0L](#) [W0503SH200S0L](#) [M0268SJ200NLF](#) [M0268RJ200NLF](#) [S3MBF](#) [US1J](#)
[DAN217U-TP](#) [SHV-06JNS-Q](#) [IDW30C65D1](#) [IDW80C65D1](#) [VS-HFA30TA60CSR-M3](#) [M1MA152WAT1](#)