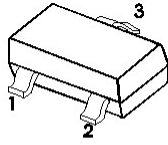


SOT-23**SOT-23 贴片塑封开关三极管****SOT-23 Plastic-Encapsulate Switching Transistors****特征 Features**

- 最大功率耗散 300mW; Power Dissipation of 300mW
- 高稳定性和可靠性。High Stability and High Reliability

机械数据 Mechanical Data

- 封装: SOT-23 封装 SOT-23 Small Outline Plastic Package
- 环氧树脂 UL 易燃等级 Epoxy UL: 94V-0
- 安装位置: 任意 Mounting Position: Any



1. BASE
2. EMITTER
3. COLLECTOR

Marking: 2T

极限值和温度特性(TA = 25°C 除非另有规定)

Maximum Ratings & Thermal Characteristics (Ratings at 25°C ambient temperature unless otherwise specified.)

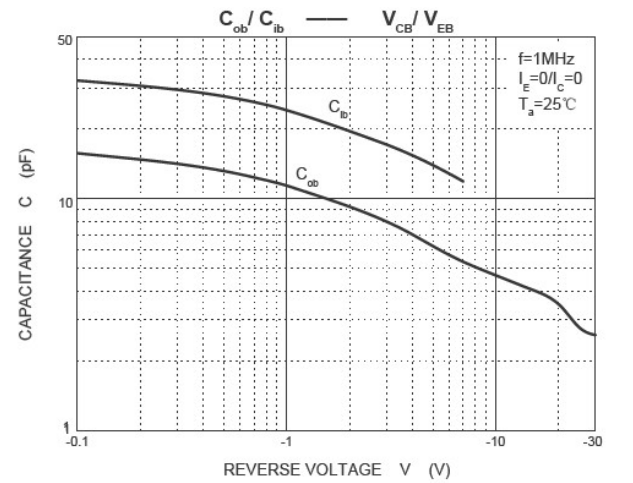
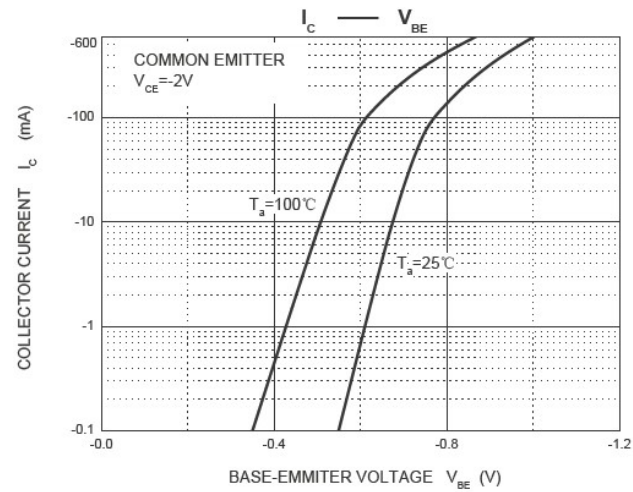
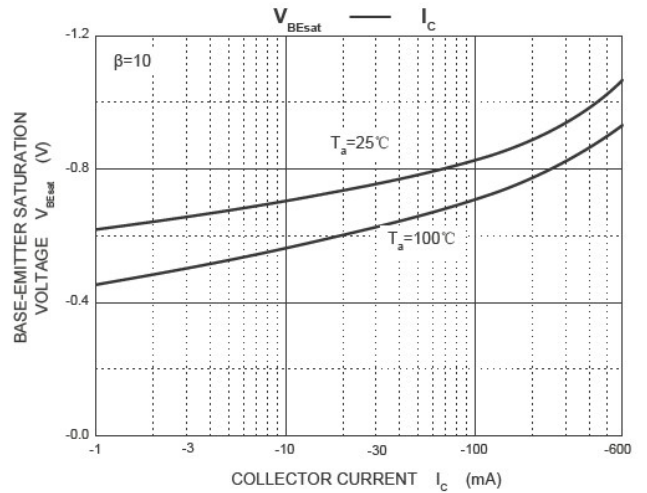
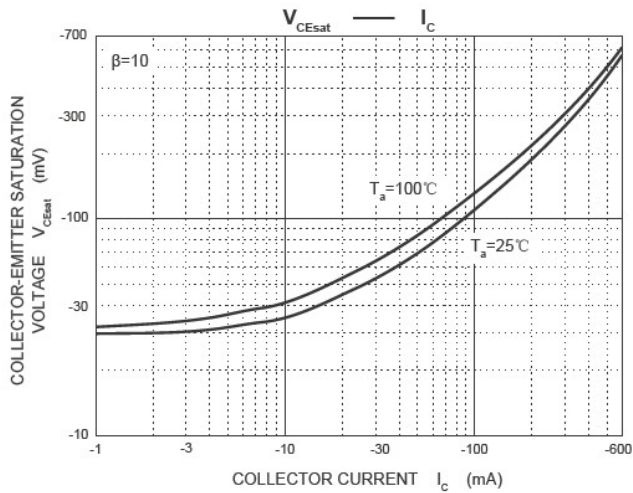
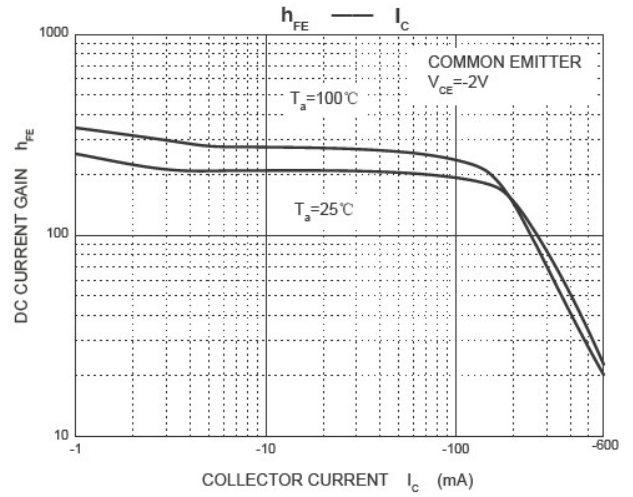
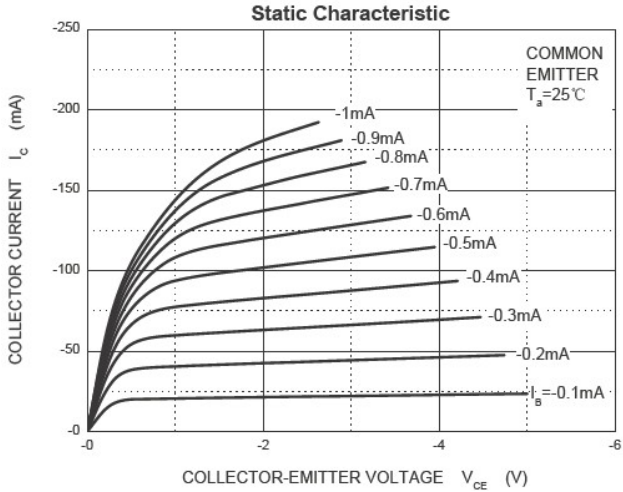
参数 Parameters	符号 Symbol	数值 Value	单位 Unit
Collector-Base Voltage	V _{CB0}	-40	V
Collector-Emitter Voltage	V _{CEO}	-40	V
Emitter -Base Voltage	V _{EBO}	-5	V
Collector Current-Continuous	I _C	-600	mA
Collector Power Dissipation	P _C	300	mW
Junction Temperature	T _j	150	°C
Storage Temperature	T _{stg}	-55-+150	°C
Thermal resistance From junction to ambient	R _{θJA}	417	°C/W

电特性 (TA = 25°C 除非另有规定)

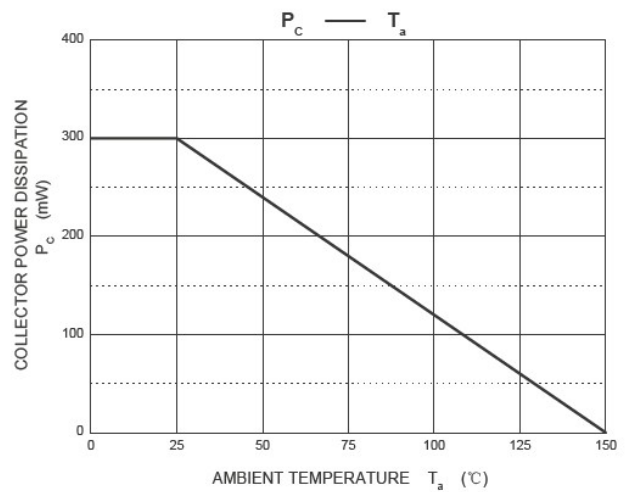
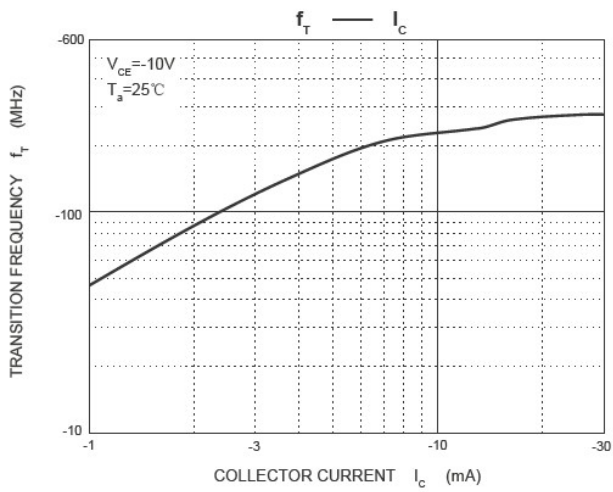
Electrical Characteristics (Ratings at 25°C ambient temperature unless otherwise specified.)

参数 Parameter	符号 Symbols	测试条件 Test Condition	界限 Limits		单位 Unit
			Min	Max	
Collector-base breakdown voltage	V(BR)CBO	IC=-100uA, IE=0	-40		V
Collector-emitter breakdown voltage	V(BR)CEO	IC=-1mA, IB=0	-40		V
Emitter-base breakdown voltage	V(BR)EBO	IE=-100uA, IC=0	-5		V
Collector cut-off current	ICBO	V _{CB} =-35V, IE=0		-100	nA
Collector cut-off current	ICEX	V _{CE} =-35V, V _{EB(off)} =-0.4V		-100	nA
Emitter cut-off current	IEBO	V _{EB} =-4V, IC=0		-100	nA
DC current gain	hFE(1)	V _{CE} =-1V, IC=-0.1mA	30		
	hFE(2)	V _{CE} =-1V, IC=-1mA	60		
	hFE(3)	V _{CE} =-1V, IC=-10mA	100		
	hFE(4)	V _{CE} =-2V, IC=-150mA	100	300	
	hFE(5)	V _{CE} =-2V, IC=-500mA	20		
Collector-emitter saturation voltage	VCE(sat)	IC=-150mA, IB=-15mA		-0.40	V
		IC=-500mA, IB=-50mA		-0.75	V
Base -emitter saturation voltage	VBE(sat)	IC=-150mA, IB=-15mA		-0.95	V
		IC=-500mA, IB=-50mA		-1.30	V
Transition frequency	f _T	V _{CE} =-10V, IC=-20mA, f=100MHz	200		MHz
Delay time	t _d	V _{CC} =-30V, V _{BE(off)} =-0.5V, IC=-150mA, IB1=-15mA		15	nS
Rise time	t _r			20	nS
Storage time	t _s			225	nS
Fall time	t _f			60	nS

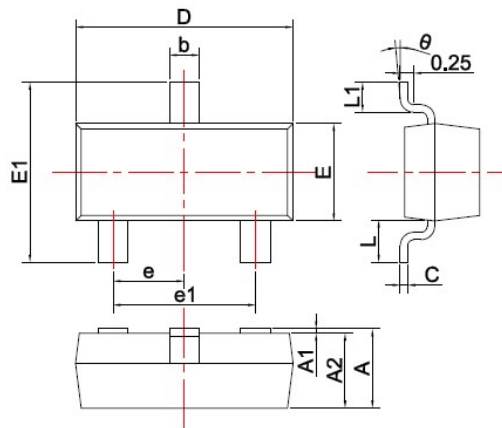
Typical characteristics



MMBT4403



SOT-23 PACKAGE OUTLINE Plastic surface mounted package

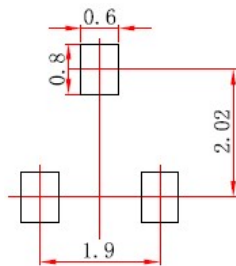


SYMBOL	DIMENSIONS	
	MIN.	MAX.
A	0.900	1.150
A1	0.000	0.100
A2	0.900	1.050
b	0.300	0.500
c	0.080	0.150
D	2.800	3.000
E	1.200	1.400
E1	2.250	2.550
e	0.950TYP	
e1	1.800	2.000
L	0.550REF	
L1	0.300	0.500
θ	0 $^\circ$	8 $^\circ$

Unit: mm

焊盘设计参考 Precautions: PCB Design

Recommended land dimensions for SOT-23 diode. Electrode patterns for PCBs



- Note:
1. Controlling dimension: In millimeters.
 2. General tolerance: ± 0.05 mm.
 3. The pad layout is for reference purposes only.

X-ON Electronics

Largest Supplier of Electrical and Electronic Components

Click to view similar products for [Bipolar Transistors - BJT category](#):

Click to view products by [amsem manufacturer](#):

Other Similar products are found below :

[BC559C](#) [MCH4017-TL-H](#) [MMBT-2369-TR](#) [BC546/116](#) [NJVMJD148T4G](#) [NTE16](#) [NTE195A](#) [IMX9T110](#) [2N4401-A](#) [2N6728](#) [2SA1419T-TD-H](#) [2SB1204S-TL-E](#) [2SC5488A-TL-H](#) [FMC5AT148](#) [2N2369ADCSM](#) [2N2907A](#) [2N3904-NS](#) [2N5769](#) [2SC4618TLN](#) [CPH6501-TL-E](#) [US6T6TR](#) [BAX18/A52R](#) [BC556/112](#) [IMZ2AT108](#) [MMST8098T146](#) [MCH6102-TL-E](#) [BC846B-13-F](#) [2N3879](#) [30A02MH-TL-E](#) [NTE13](#) [NTE282](#) [NTE323](#) [NTE350](#) [NTE81](#) [JANTX2N2920L](#) [JANSR2N2907AUB](#) [CMLT3946EG TR](#) [SNSS40600CF8T1G](#) [CMLT3906EG TR](#) [GRP-DATA-JANS2N2907AUB](#) [GRP-DATA-JANS2N2222AUA](#) [MMDT3946FL3-7](#) [2N4240](#) [JANS2N3019](#) [MSB30KH-13](#) [2N2221AUB](#) [2SD1815T-TL-E](#) [2N6678](#) [2N2907Ae4](#) [JAN2N3507](#)