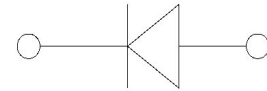



■ Features

- Low inductance.
- Plastic package has Underwriters Laboratory Flammability Classification 94V-0 .
- High temperature soldering guaranteed 260°C /10 Seconds, At terminals
- Lead free in compliance with EU RoHS.



■ Mechanical data

- Epoxy:UL94V-0 rated flame retardant
- Case : Molded plastic, DO-214AA / SMB
- Terminals : Solder plated, solderable per MIL-STD-750, Method 2026
- Polarity : Indicated by cathode band
- Weight : 0.093 grams(approx)

■ Maximum ratings and electrical characteristics

Rating at 25 °C ambient temperature unless otherwise specified.

Parameter	Symbol	Value	Units
Power Dissipation at $T_L = 75^\circ\text{C}$ (Note 1)	P_D	2.0	W
Operating and Storage Temperature Range	T_J, T_{STG}	-55 to +150	$^\circ\text{C}$

Note : 1.Mounted on 5.0 x 5.0mm (.013mm thick) and areas.

Z2E6.8B SERIES



■Electrical characteristics

P/N	Marking Code	Nominal Zener Voltage					Max. Zener Impedance		Max. Reverse Leakage Current	
		$V_z @ I_{zT}$			$V_{zT} @ I_{zT}$	I_{zT}	$V_{zK} @ I_{zK}$	I_{zK}	IR @ VR	
		Min. V	Nom. V	Max. V	(Ω)	(mA)	(Ω)	(mA)	(μ A)	(V)
Z2E6.8B	2006	6.46	6.8	7.14	2	73.5	700	1	5	4
Z2E7.5B	2007	7.13	7.5	7.88	2	66.5	700	0.5	5	5
Z2E8.2B	2008	7.79	8.2	8.61	2	61	700	0.5	5	6
Z2E8.7B	20A8	8.27	8.7	9.14	2	58	700	0.5	4	6.6
Z2E9.1B	2009	8.65	9.1	9.56	3	55	700	0.5	3	7
Z2E10B	2010	9.5	10	10.5	4	50	700	0.25	3	7.6
Z2E11B	2011	10.45	11	11.55	4	45.5	700	0.25	1	8.4
Z2E12B	2012	11.4	12	12.6	5	41.5	700	0.25	1	9.1
Z2E13B	2013	12.35	13	13.65	5	38.5	700	0.25	0.5	9.9
Z2E14B	2014	13.3	14	14.7	6	35.7	700	0.25	0.5	10.6
Z2E15B	2015	14.25	15	15.75	7	33.4	700	0.25	0.5	11.4
Z2E16B	2016	15.2	16	16.8	8	31.2	700	0.25	0.5	12.2
Z2E17B	2017	16.15	17	17.85	9	29.4	750	0.25	0.5	13
Z2E18B	2018	17.1	18	18.9	10	27.8	750	0.25	0.5	13.7
Z2E19B	2019	18.05	19	19.95	11	26.3	750	0.25	0.5	14.4
Z2E20B	2020	19	20	21	11	25	750	0.25	0.5	15.2
Z2E22B	2022	20.9	22	23.1	12	22.8	750	0.25	0.5	16.7
Z2E24B	2024	22.8	24	25.2	13	20.8	750	0.25	0.5	18.2
Z2E25B	2025	23.75	25	26.25	14	20	750	0.25	0.5	19
Z2E27B	2027	26.65	27	28.35	18	18.5	750	0.25	0.5	20.6
Z2E28B	2028	26.6	28	29.4	18	17	750	0.25	0.5	21.3
Z2E30B	2030	28.5	30	31.5	20	16.6	1000	0.25	0.5	22.5
Z2E33B	2033	31.35	33	34.65	23	15.1	1000	0.25	0.5	25.1
Z2E36B	2036	34.2	36	37.8	25	13.9	1000	0.25	0.5	27.4
Z2E39B	2039	37.05	39	40.95	30	12.8	1000	0.25	0.5	29.7
Z2E43B	2043	40.85	43	45.45	35	11.6	1500	0.25	0.5	32.7
Z2E47B	2047	44.65	47	49.35	40	10.6	1500	0.25	0.5	35.8
Z2E51B	2051	48.45	51	53.55	48	9.8	1500	0.25	0.5	38.8

Rating and characteristic curves

Fig. 1-TYPICAL THERMAL RESPONSE

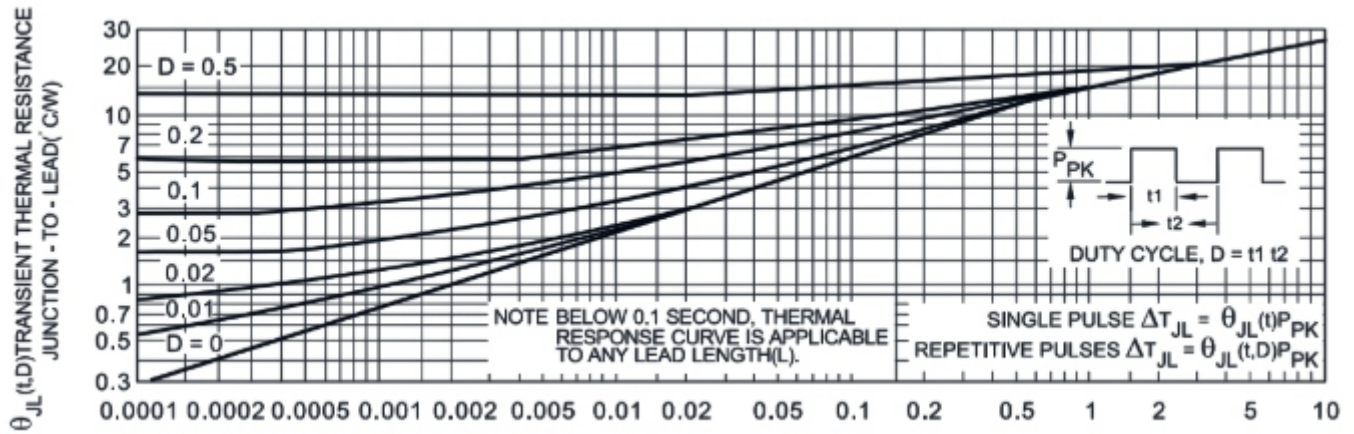


Fig. 3-TYPICAL REVERSE LEAKAGE

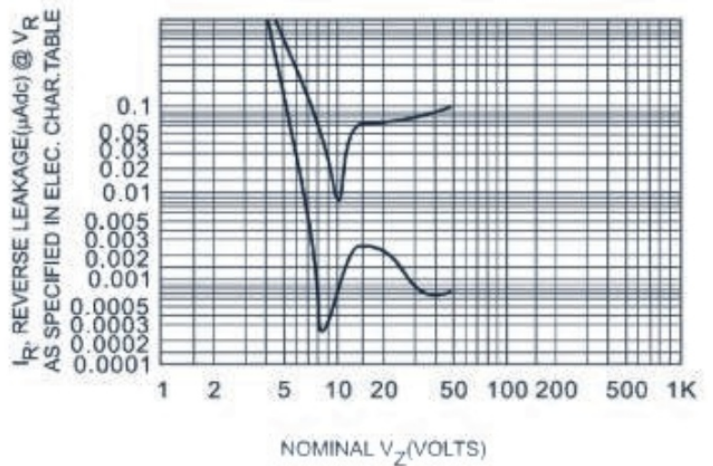


Fig. 8-TYPICAL THERMAL RESISTANCE

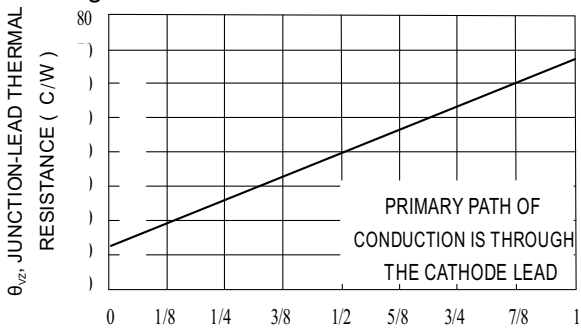


Fig. 4-UNITS TO 12 VOLTS

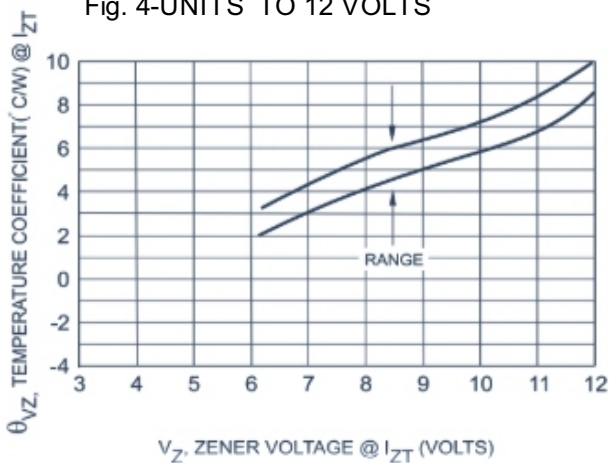
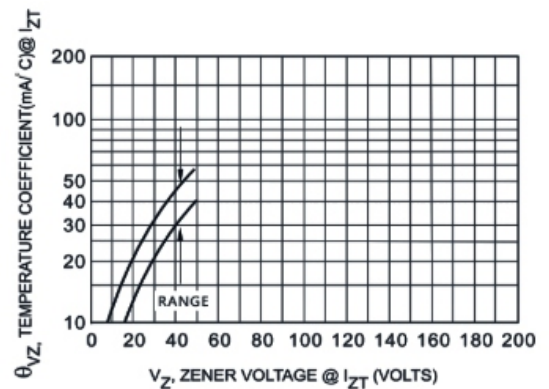


Fig. 5-UNITS 10 TO 50 VOLTS

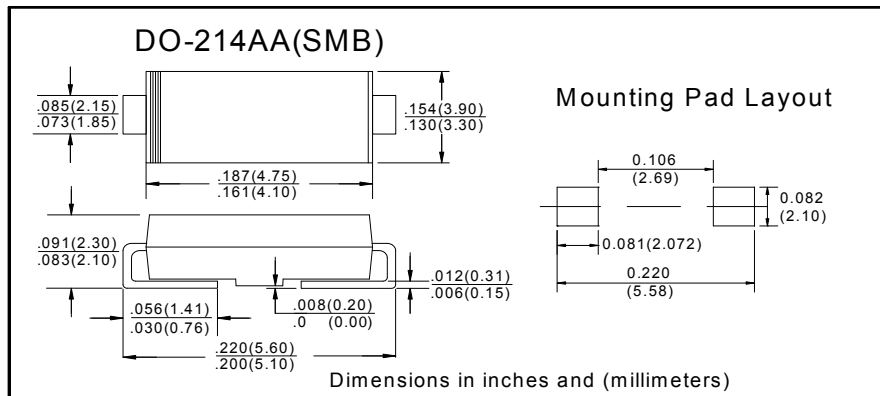


Z2E6.8B SERIES

■ Ordering Information (Example)

PREFERED	PACKAGE CODE	MINIMUM PACKAGE(pcs)	INNER BOX QUANTITY(pcs)	OUTER CARTON QUANTITY(pcs)	DELIVERY MODE
Z2E Series	SMB	3000	6000	48000	13" reel

■ Outline Dimensions



IMPORTANT NOTICE AND DISCLAIMER

AM RESERVES THE RIGHT TO MAKE CHANGES TO ALL PRODUCT, PRODUCT SPECIFICATIONS AND DATA WITHOUT NOTICE TO IMPROVE RELIABILITY, FUNCTION OR DESIGN OR OTHERWISE. CUSTOMERS SHOULD OBTAIN AND CONFIRM THE LATEST PRODUCT INFORMATION AND SPECIFICATIONS BEFORE FINAL DESIGN PURCHASE OR USE.

AM disclaim any and all liability for any errors, inaccuracies or incompleteness contained in any datasheet or in any other disclosure relating to any product.

All information are provided as-is, even it has qualified by the AEC-Q101 which satisfy industrial application requirement, except as expressly stated in this data sheet is applied for automotive grade, AM make no warranties, representation or guarantee, whether express, implied or statutory, including, without limitation, regarding any merchantability, satisfactory quality, or fitness for a particular purpose with respect to AM.

AM does not assume any liability or compensation for any application assistance or customer product design, and make no warranty or accept any liability with products, which are purchased or used for any unintended or unauthorized application.

Except as expressly indicated in writing, AM products are not designed for use in medical, life-saving, or lifesustaining applications or for any other application in which the failure of the AM product could result in personal injury or death. Customers using or selling AM products not expressly indicated for use in such applications do so at their own risk. Please contact authorized AM personnel to obtain written terms and conditions regarding products designed for such applications.

No license, express or implied, by estoppel or otherwise, to any intellectual property rights is granted by this document or by any conduct of AM. Product names and markings noted herein may be trademarks of their respective owners.

X-ON Electronics

Largest Supplier of Electrical and Electronic Components

Click to view similar products for [Zener Diodes](#) category:

Click to view products by [amsem](#) manufacturer:

Other Similar products are found below :

[RKZ13B2KG#P1](#) [DL5234B](#) [1N4682](#) [1N4693](#) [1N4732A](#) [1N4736A](#) [1N4750A](#) [1N4759ARL](#) [1N5241B](#) [1N5365B](#) [1N5369B](#) [1N747A](#)
[1N964B](#) [1N966B](#) [1N968B](#) [1N972B](#) [JANS1N4974US](#) [1N4692](#) [1N4702](#) [1N4704](#) [1N4711](#) [1N4714](#) [1N4745ARL](#) [1N4752ARL](#) [1N4760ARL](#)
[1N5221B](#) [1N5242BTR](#) [1N5350B](#) [1N5352B](#) [1N961BRR1](#) [1N964BRL](#) [RKZ5.1BKU#P6](#) [3SMAJ5946B-TP](#) [3SMAJ5950B-TP](#)
[MMSZ5230BQ-13-F](#) [MMSZ5232BQ-13-F](#) [BZX84C7V5](#) [3SMAJ5945B-TP](#) [3SMAJ5947B-TP](#) [3SMBJ5941B-TP](#) [DZ2S240M0L](#) [SMAZ27-](#)
[TP](#) [ZMM5224B-7](#) [RD16UM-T1-A](#) [RD39S-T1-A](#) [RD10S-T1-A](#) [CDZT2R5.6B](#) [1N4762A G](#) [Z1SMA18](#) [JANTX1N4553B](#)