

USB-to-Parallel Adapter Board for ADF4xxx PLL Synthesizers

FEATURES

USB-to-parallel adapter board for PCs/laptops without parallel port

Direct hook-up to PC USB port

Powered from USB port

GENERAL DESCRIPTION

The EVAL-ADF4XXXZ-USB board allows evaluation boards that were designed for programming by a PC parallel port to be programmed via the PC USB port. The adapter board connects to the PC USB port and the 25-way parallel port connector of the evaluation board. For information regarding the evaluation board and operation of software, consult the relevant evaluation board documentation.

EVAL-ADF4XXXZ-USB ADAPTER BOARD




Figure 1.

TABLE OF CONTENTS

Features	1	Instructions	3
General Description	1	Evaluation Board Schematic	4
EVAL-ADF4XXXZ-USB Adapter Board	1	Ordering Information	5
Revision History	2	Bill of Materials.....	5
Quick Start.....	3		

REVISION HISTORY

4/12—Revision 0: Initial Version

QUICK START INSTRUCTIONS

Figure 2 shows how the USB adapter board interfaces from the PC to the ADF4xxx evaluation board. The adapter board is supplied with a USB cable to connect to the PC USB port. The ADF4xxx evaluation board comes with the necessary parallel to D-type cable.

The latest evaluation software should be downloaded from the Analog Devices, Inc., website at www.analog.com. The software must be installed before connecting the USB adapter board to the PC to ensure that the adapter board is correctly recognized by the PC.

1. After installing the latest version of software, connect the USB adapter board to the PC using the USB cable provided.
2. The board is detected, and the drivers install automatically.
3. Connect the ADF4xxx evaluation board to the USB adapter board with the 9-pin to 25-pin parallel port cable.
4. Run the evaluation software associated with the part you are evaluating. On the front panel of the software, choose **USB adapter board** (green) and click **Connect**.
5. Follow the directions in the history log of the evaluation software.

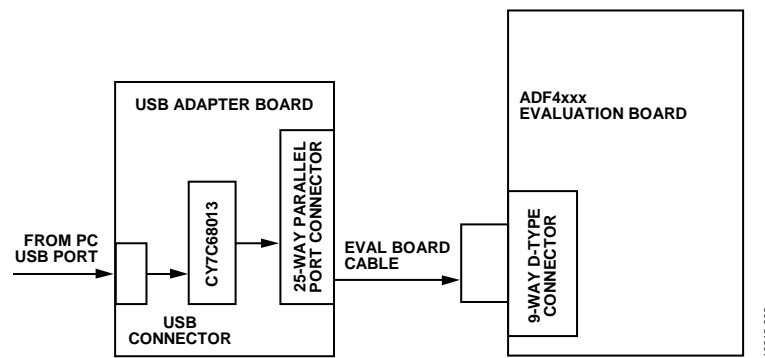


Figure 2. USB Adapter Board Setup

EVALUATION BOARD SCHEMATIC

16013-003

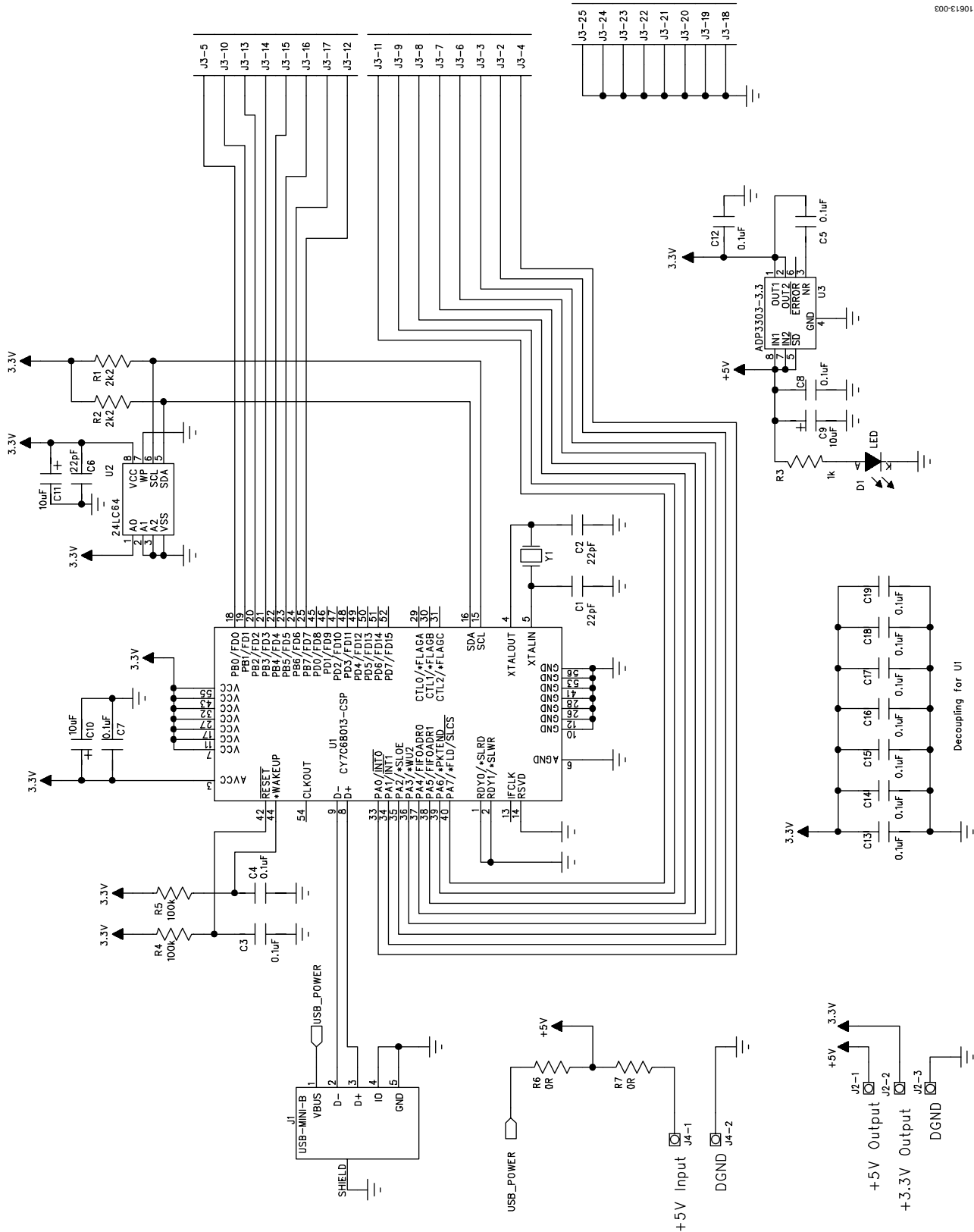


Figure 3. Evaluation Board Schematic

ORDERING INFORMATION**BILL OF MATERIALS**

Table 1.

Qty	Reference Designator	Description	Supplier/Number
3	C1, C2, C6	Capacitor, 0603 22 pF 50 V	FEC 9406107
13	C3 to C5, C7, C8, C12 to C19	Capacitor, 0603 0.1 μ F 16 V	FEC 9406140
3	C9 to C11	Capacitor, Case A 10 μ F 10 V	FEC 9751041
1	D1	LED, green SMD	FEC 1021304
1	J1	Socket, USB MINI-B SMT	FEC 1021304
1	J4	Socket, D PCB R/A T&D 25-way	FEC 1075270
2	R1, R2	Resistor, 0603 2.2 k Ω	FEC 9330810
1	R3	Resistor, 0603 1 k Ω	FEC 9330380
2	R4, R5	Resistor, 0603 100 k Ω	FEC 9330402
1	U1	CY7C68013-CSP	Digi-Key 428-1680-ND
1	U2	24LC64	FEC 9758070
1	U3	ADP3303-3.3	ADP3303ARZ-3.3
1	Y1	XTAL-CM309S	FEC 9509658

NOTES

NOTES

NOTES

**ESD Caution**

ESD (electrostatic discharge) sensitive device. Charged devices and circuit boards can discharge without detection. Although this product features patented or proprietary protection circuitry, damage may occur on devices subjected to high energy ESD. Therefore, proper ESD precautions should be taken to avoid performance degradation or loss of functionality.

Legal Terms and Conditions

By using the evaluation board discussed herein (together with any tools, components documentation or support materials, the "Evaluation Board"), you are agreeing to be bound by the terms and conditions set forth below ("Agreement") unless you have purchased the Evaluation Board, in which case the Analog Devices Standard Terms and Conditions of Sale shall govern. Do not use the Evaluation Board until you have read and agreed to the Agreement. Your use of the Evaluation Board shall signify your acceptance of the Agreement. This Agreement is made by and between you ("Customer") and Analog Devices, Inc. ("ADI"), with its principal place of business at One Technology Way, Norwood, MA 02062, USA. Subject to the terms and conditions of the Agreement, ADI hereby grants to Customer a free, limited, personal, temporary, non-exclusive, non-sublicensable, non-transferable license to use the Evaluation Board FOR EVALUATION PURPOSES ONLY. Customer understands and agrees that the Evaluation Board is provided for the sole and exclusive purpose referenced above, and agrees not to use the Evaluation Board for any other purpose. Furthermore, the license granted is expressly made subject to the following additional limitations: Customer shall not (i) rent, lease, display, sell, transfer, assign, sublicense, or distribute the Evaluation Board; and (ii) permit any Third Party to access the Evaluation Board. As used herein, the term "Third Party" includes any entity other than ADI, Customer, their employees, affiliates and in-house consultants. The Evaluation Board is NOT sold to Customer; all rights not expressly granted herein, including ownership of the Evaluation Board, are reserved by ADI. CONFIDENTIALITY. This Agreement and the Evaluation Board shall all be considered the confidential and proprietary information of ADI. Customer may not disclose or transfer any portion of the Evaluation Board to any other party for any reason. Upon discontinuation of use of the Evaluation Board or termination of this Agreement, Customer agrees to promptly return the Evaluation Board to ADI. ADDITIONAL RESTRICTIONS. Customer may not disassemble, decompile or reverse engineer chips on the Evaluation Board. Customer shall inform ADI of any occurred damages or any modifications or alterations it makes to the Evaluation Board, including but not limited to soldering or any other activity that affects the material content of the Evaluation Board. Modifications to the Evaluation Board must comply with applicable law, including but not limited to the RoHS Directive. TERMINATION. ADI may terminate this Agreement at any time upon giving written notice to Customer. Customer agrees to return to ADI the Evaluation Board at that time. LIMITATION OF LIABILITY. THE EVALUATION BOARD PROVIDED HEREUNDER IS PROVIDED "AS IS" AND ADI MAKES NO WARRANTIES OR REPRESENTATIONS OF ANY KIND WITH RESPECT TO IT. ADI SPECIFICALLY DISCLAIMS ANY REPRESENTATIONS, ENDORSEMENTS, GUARANTEES, OR WARRANTIES, EXPRESS OR IMPLIED, RELATED TO THE EVALUATION BOARD INCLUDING, BUT NOT LIMITED TO, THE IMPLIED WARRANTY OF MERCHANTABILITY, TITLE, FITNESS FOR A PARTICULAR PURPOSE OR NON-INFRINGEMENT OF INTELLECTUAL PROPERTY RIGHTS. IN NO EVENT WILL ADI AND ITS LICENSORS BE LIABLE FOR ANY INCIDENTAL, SPECIAL, INDIRECT, OR CONSEQUENTIAL DAMAGES RESULTING FROM CUSTOMER'S POSSESSION OR USE OF THE EVALUATION BOARD, INCLUDING BUT NOT LIMITED TO LOST PROFITS, DELAY COSTS, LABOR COSTS OR LOSS OF GOODWILL. ADI'S TOTAL LIABILITY FROM ANY AND ALL CAUSES SHALL BE LIMITED TO THE AMOUNT OF ONE HUNDRED US DOLLARS (\$100.00). EXPORT. Customer agrees that it will not directly or indirectly export the Evaluation Board to another country, and that it will comply with all applicable United States federal laws and regulations relating to exports. GOVERNING LAW. This Agreement shall be governed by and construed in accordance with the substantive laws of the Commonwealth of Massachusetts (excluding conflict of law rules). Any legal action regarding this Agreement will be heard in the state or federal courts having jurisdiction in Suffolk County, Massachusetts, and Customer hereby submits to the personal jurisdiction and venue of such courts. The United Nations Convention on Contracts for the International Sale of Goods shall not apply to this Agreement and is expressly disclaimed.

X-ON Electronics

Largest Supplier of Electrical and Electronic Components

Click to view similar products for [Sockets & Adapters](#) category:

Click to view products by [Analog Devices](#) manufacturer:

Other Similar products are found below :

[6508-0-00-01-00-00-33-0](#) [AC164348](#) [1262](#) [22827](#) [AC164353](#) [TDGL015](#) [SA247](#) [SM64TQ-ACTEL-1](#) [70-0036](#) [8.06.03](#) [DS91230+](#) [SMPA-ISP-ACTEL-3-KIT](#) [16017](#) [LFVDBGF](#) [KIT 70601-3](#) [SM132CQ-ACTEL](#) [R0E000010ACB20](#) [IPC0181](#) [IPC0175](#) [IPC0165](#) [AC164397](#) [conga-Thin MITX/eDP to DP Adapter](#) [SLG46536V-SKT](#) [SLG46621V-SKT](#) [SLG46538V-SKT](#) [SLG46535V-SKT](#) [SLG46722V-SKT](#) [ML-ADP-EVN](#) [TOOLSTICK990MPP](#) [110-83-320-41-605101](#) [110-83-632-41-605101](#) [110-83-640-41-605101](#) [110-83-628-41-605101](#) [116-83-306-41-001101](#) [PA0003](#) [PA0007](#) [PA0009](#) [PA0035](#) [PA0085](#) [PA0096](#) [IPC0079](#) [ATARD-DBGADPT](#) [80-000286](#) [ATSTK600-RC88](#) [ATSTK600-SC06](#) [ATSTK600-RC78](#) [SPC560PADPT64S](#) [AC164345](#) [AC164342](#) [AC164038](#)