

## Flanged Termination 250 Watts, 50Ω



### General Specifications

<b>Resistive Element</b>	Thick film
<b>Substrate</b>	Beryllium oxide ceramic
<b>Cover</b>	Alumina Ceramic
<b>Mounting Flange</b>	Copper, Nickel plated per QQ-N-290
<b>Lead(s):</b>	99.9% pure silver (.006 thick)

### Electrical Specifications

<b>Resistance Range:</b>	50 ohms, $\pm 5\%$
<b>Frequency Range;</b>	DC – 3.0 GHz
<b>Power:</b>	250 Watts
<b>VSWR:</b>	1.30:1 DC to 3.0 GHz

**Note:** Tolerance is  $\pm 0.010"$ , unless otherwise specified. Designed to meet or exceed applicable portions of MIL-E-5400. Operating temperature is  $-55^{\circ}\text{C}$  to  $150^{\circ}\text{C}$  (see chart for derating temperatures).

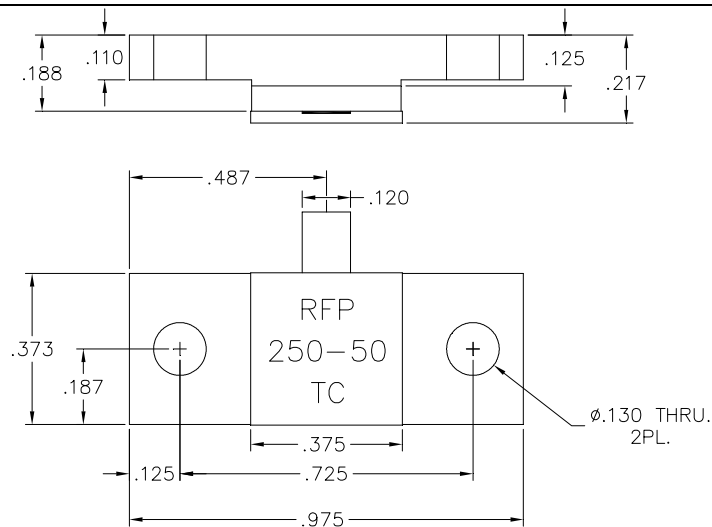
All dimensions in inches.

**Specifications subject to change with out notice.**


### Features:

- DC – 3.0 GHz
- 250 Watts
- BeO Ceramic
- Non-Nichrome Resistive Element
- Low VSWR
- 100% Tested

### Outline Drawing

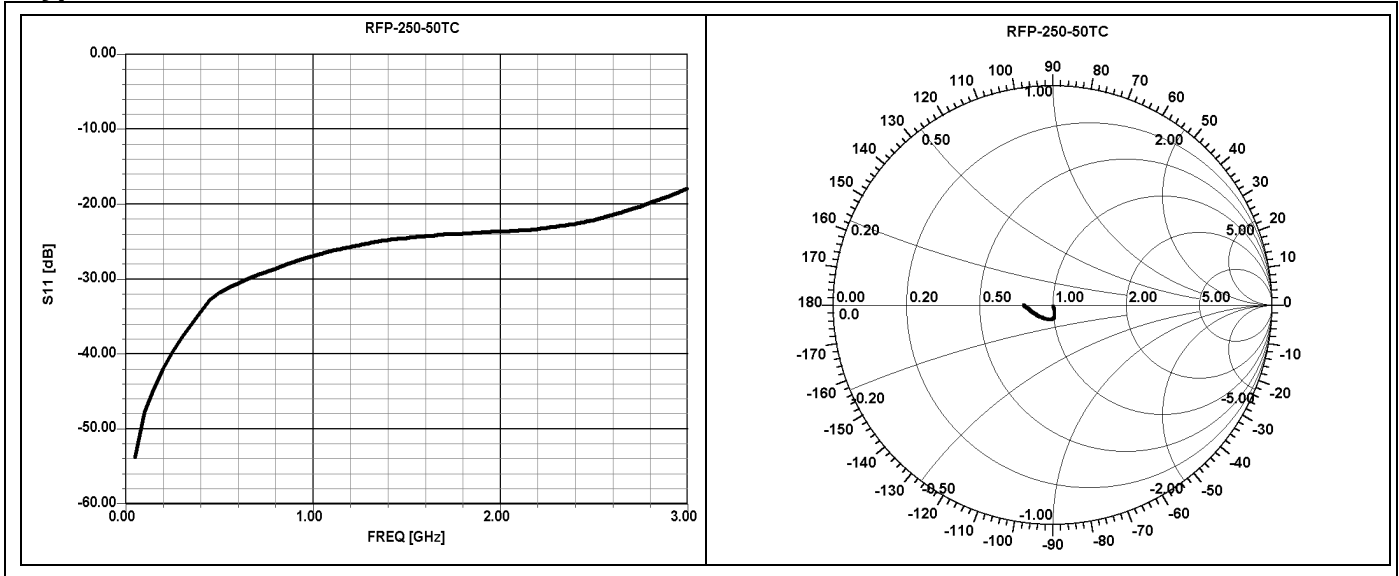


250-50TC (097) Rev C

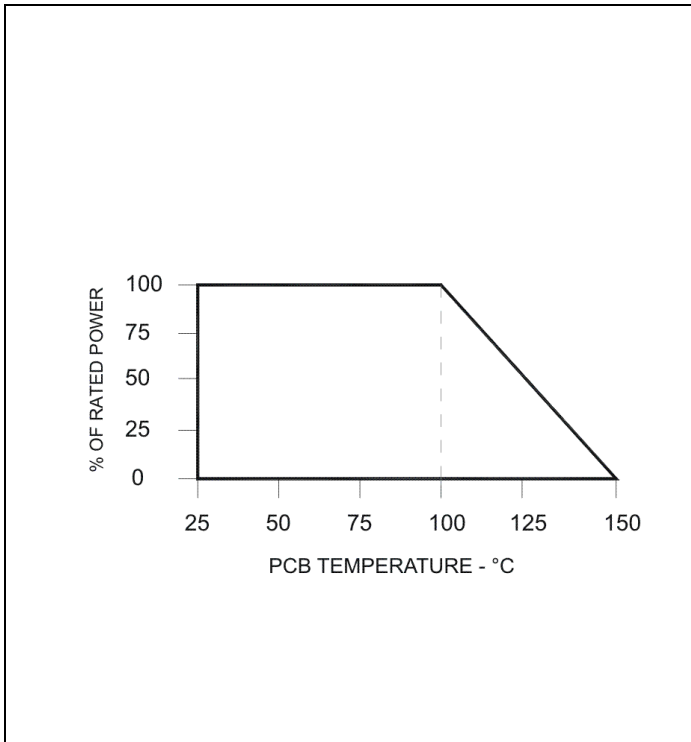




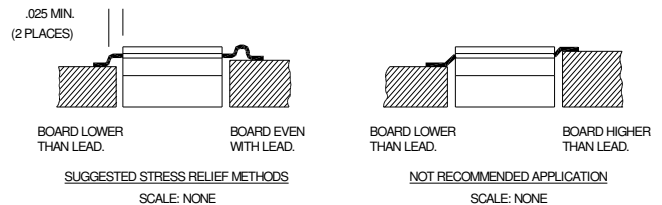
## Typical Performance:



## Power De-rating:



## Mounting Footprint and Procedure:



### SUGGESTED MOUNTING PROCEDURES:


1. MAKE SURE THAT THE DEVICES ARE MOUNTED ON FLAT SURFACES (.001" UNDER THE DEVICE) TO OPTIMIZE THE HEAT TRANSFER.
2. DRILL & TAP THE HEATSINK FOR THE APPROPRIATE THREAD SIZE TO BE USED.
3. COAT HEATSINK WITH A MINIMUM AMOUNT OF HIGH QUALITY SILICONE GREASE (.001" MAX. THICKNESS).
4. POSITION DEVICE ON MOUNTING SURFACE & SECURE USING SOCKET HEAD SCREWS, FLAT & SPLIT WASHER. TORQUE SCREWS TO THE APPROPRIATE VALUE. MAKE SURE THAT THE DEVICE IS FLAT AGAINST THE HEATSINK. (CARE SHOULD BE TAKEN TO AVOID UPWARD PRESSURE OF THE LEADS TOWARDS THE LID).
5. SOLDER LEADS IN PLACE USING APPROPRIATE SOLDER WITH A CONTROLLED TEMPERATURE IRON.

\*\* FOR MORE DETAILS CONTACT FACTORY \*\*

250-50TC (097) Rev C

USA/Canada: (315) 432-8909  
 Toll Free: (800) 544-2414  
 Europe: +44 2392-232392

Available on Tape and Reel For Pick and Place Manufacturing.



**Anaren**  
 What'll we think of next?™

## X-ON Electronics

Largest Supplier of Electrical and Electronic Components

*Click to view similar products for [High Frequency/RF Resistors](#) category:*

*Click to view products by [Anaren](#) manufacturer:*

Other Similar products are found below :

[800-50T-S](#) [10-100RV-S](#) [100200-4X50-2](#) [100200-4Y100-2](#) [100200-4Y50-2](#) [E250N50X4](#) [250-100RM-S](#) [250-50RM](#) [150-100RL-S](#)  
[A4B50X1A](#) [10-50TV](#) [G150N50W4B](#) [250-50TC](#) [60N50TPC](#) [R1A06031000G5AR](#) [30-300R-S](#) [CH0402-20RJPW](#) [C1A50Z4](#) [60N50TPR](#) [400-](#)  
[50T](#) [060120A25X50-2](#) [60-50TP](#) [250375-4X50-2](#) [30-100R-S](#) [40-50TPP](#) [A5B50X1A](#) [CH02016-150RGFTA](#) [CH0402-75RGFTA](#) [CH0402-](#)  
[50RGFTA](#) [CH0402-330RGFTA](#) [CH0402-150RGFTA](#) [CH0402-18RJFTA](#) [CH0402-10RJFTA](#) [CH02016-75RGFTA](#) [CH0402-100RGFTA](#)  
[C150N50Z4](#) [FT10302N0050JBK](#) [CR11005T0100JTR](#) [FT10800N0050JBK](#) [CZ12010T0050GTR](#) [G100N50W4](#) [J100N50X4](#)  
[FC0402E2000DTT5](#) [FC0402E3300DTT5](#) [CH0402-100RFNPT](#) [FC0402E50R0BTBS](#) [CH02016-18RJFT](#) [FT10301N0050J](#)  
[CS12010T0100GTR](#) [D10AA20Z4](#)