



Flangeless Resistors 30 Watts



General Specifications

Resistive Element	Thick film
Substrate	Beryllium oxide ceramic
Cover	Alumina ceramic
Mounting flange	Copper, nickel plated per QQ-N-290
Leads	99% pure silver (.005" thick)

Features:

- See Chart
- 30 Watts
- BeO Ceramic
- Non-Nichrome Resistive Element
- Welded Silver Leads
- 100% Tested
- RoHS Compliant

Electrical Specifications

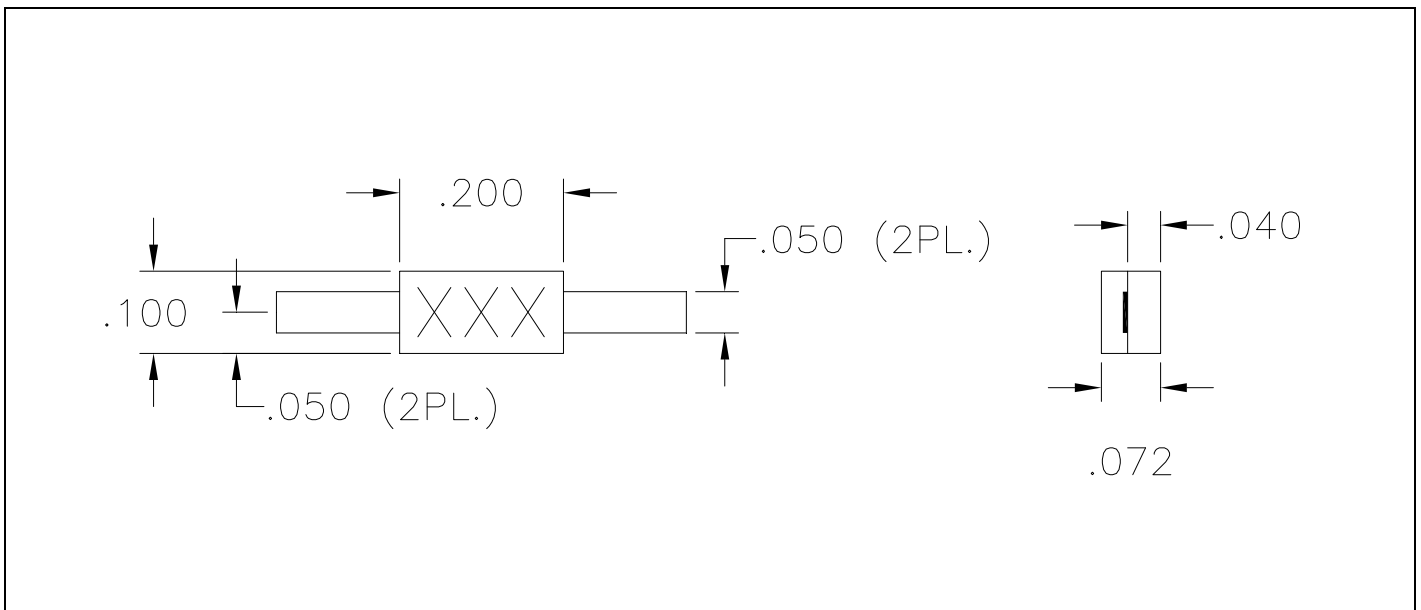
Resistance Range:	See Chart, $\pm 5\%$
Frequency Range;	See Chart
Power:	30 Watts
Capacitance:	.75 pF

Tolerance is $\pm 0.010"$, unless otherwise specified. Designed to meet or exceed applicable portions of MIL-E-5400. Operating temperature is -55°C to 150°C (see chart for derating temperatures).


All dimensions in inches.

Specifications subject to change with out notice.

Outline Drawing



30-XXR-S (097) Rev B

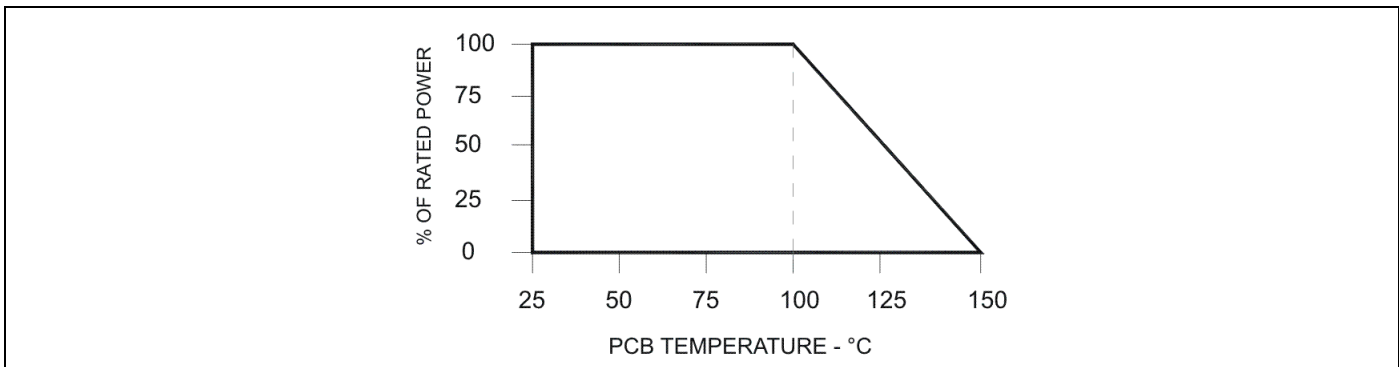


Resistor Value Chart:



Part Number	Value	Frequency	Tolerance
30-50R-S	50 Ohms	DC-2.0 GHz	± 5%
30-100R-S	100 Ohms	DC-3.0 GHz	± 5%
30-180R-S	180 Ohms	DC-3.0 GHz	± 5%
30-200R-S	200 Ohms	DC-2.0 GHz	± 5%
30-300R-S	300 Ohms	DC-3.0 GHz	± 5%

Power De-rating:



Mounting Footprint and Procedure:

SUGGESTED STRESS RELIEF METHODS
SCALE: NONE

NOT RECOMMENDED APPLICATION
SCALE: NONE


SUGGESTED MOUNTING PROCEDURES:

1. MAKE SURE THAT THE DEVICES ARE MOUNTED ON FLAT SURFACES (.001" UNDER THE DEVICE) TO OPTIMIZE THE HEAT TRANSFER.
2. DRILL & TAP THE HEATSINK FOR THE APPROPRIATE THREAD SIZE TO BE USED.
3. COAT HEATSINK WITH A MINIMUM AMOUNT OF HIGH QUALITY SILICONE GREASE (.001" MAX. THICKNESS).
4. POSITION DEVICE ON MOUNTING SURFACE & SECURE USING SOCKET HEAD SCREWS, FLAT & SPLIT WASHER. TORQUE SCREWS TO THE APPROPRIATE VALUE. MAKE SURE THAT THE DEVICE IS FLAT AGAINST THE HEATSINK. (CARE SHOULD BE TAKEN TO AVOID UPWARD PRESSURE OF THE LEADS TOWARDS THE LID).
5. SOLDER LEADS IN PLACE USING AN APPROPRIATE TYPE SOLDER WITH A CONTROLLED TEMPERATURE IRON (700°F).

30-XXXR-S (097) Rev B

USA/Canada: (315) 432-8909
 Toll Free: (800) 544-2414
 Europe: +44 2392-232392

Available on Tape and Reel For Pick and Place Manufacturing.



Anaren
 What'll we think of next?™

X-ON Electronics

Largest Supplier of Electrical and Electronic Components

Click to view similar products for [High Frequency/RF Resistors](#) category:

Click to view products by [Anaren](#) manufacturer:

Other Similar products are found below :

[800-50T-S](#) [10-100RV-S](#) [E250N50X4](#) [250-100RM-S](#) [250-50RM-S](#) [150-100RL-S](#) [A4B50X1A](#) [10-50TV](#) [G150N50W4B](#) [FC1206E8450FGW0](#)
[R1A06031000G5AR](#) [060120A25X50-2](#) [C45N50Z4](#) [A5B50X1A](#) [100200-4Z50-2](#) [C150N50Z4](#) [30-100R](#) [60-50TP-S](#) [100N50TW](#)
[E200N50X4](#) [250375-4Z50-2](#) [60-50TPR](#) [MIC1000AFLMGNHWS](#) [FT10301N0050J](#) [CS12010T0100GTR](#) [C8A50Z4B](#) [CW12010T0100GTR](#)
[FR10515N0050JBK](#) [FR10515N0100JBK](#) [FR10800N0100JBK](#) [FT10517N0050J01](#) [FT10517N0050JBK](#) [FT10800N0050J02](#)
[LT11020T0050JBK](#) [LT12010T0050JBK](#) [250375-4X50-2](#) [30-100R-S](#) [400-50T](#) [40-50TPP](#) [60-50TP](#) [C10A50Z4](#) [C16A50Z4](#) [C1A50Z4](#)
[C50A50Z4](#) [G250N50W4](#) [G450N50W4](#) [J100N50X4B](#) [K100N50X4B](#) [R2B130850R0J4J0](#) [R3A100550R0J5G0](#)