

Features:

- DC – 4.0 GHz
- 5 Watts
- BeO Ceramic
- Non-Nichrome Resistive Element
- Low VSWR
- 100% Tested
- RoHS Compliant

General Specifications

Resistive Element	Thick film
Substrate	Beryllium oxide ceramic
Terminals	Thick film silver

Electrical Specifications

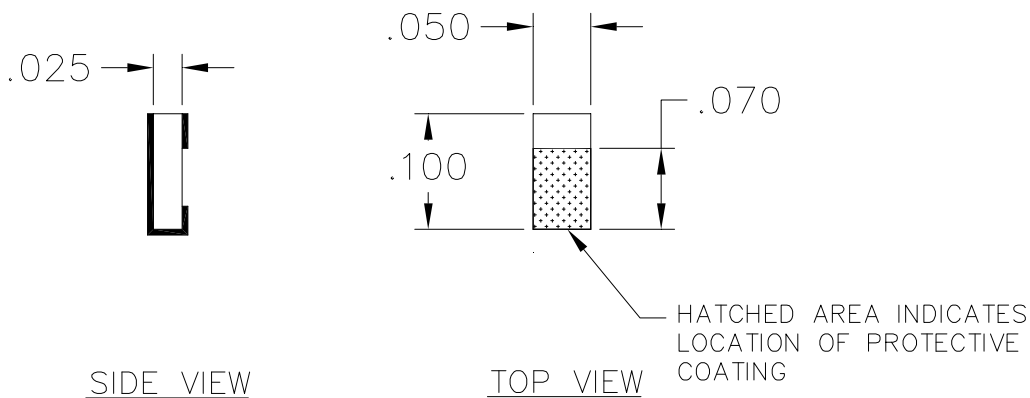
Resistance Range:	50 ohms, $\pm 2\%$
Frequency Range;	DC – 4.0 GHz
Power:	5 Watts
VSWR	1.25:1 DC – 4.0 GHz

Note: Tolerance is ± 0.010 ", unless otherwise specified. Designed to meet or exceed applicable portions of MIL-E-5400. Operating temperature is -55°C to 150°C (see chart for derating temperatures).


All dimensions in inches.

Specifications subject to change with out notice.

Outline Drawing

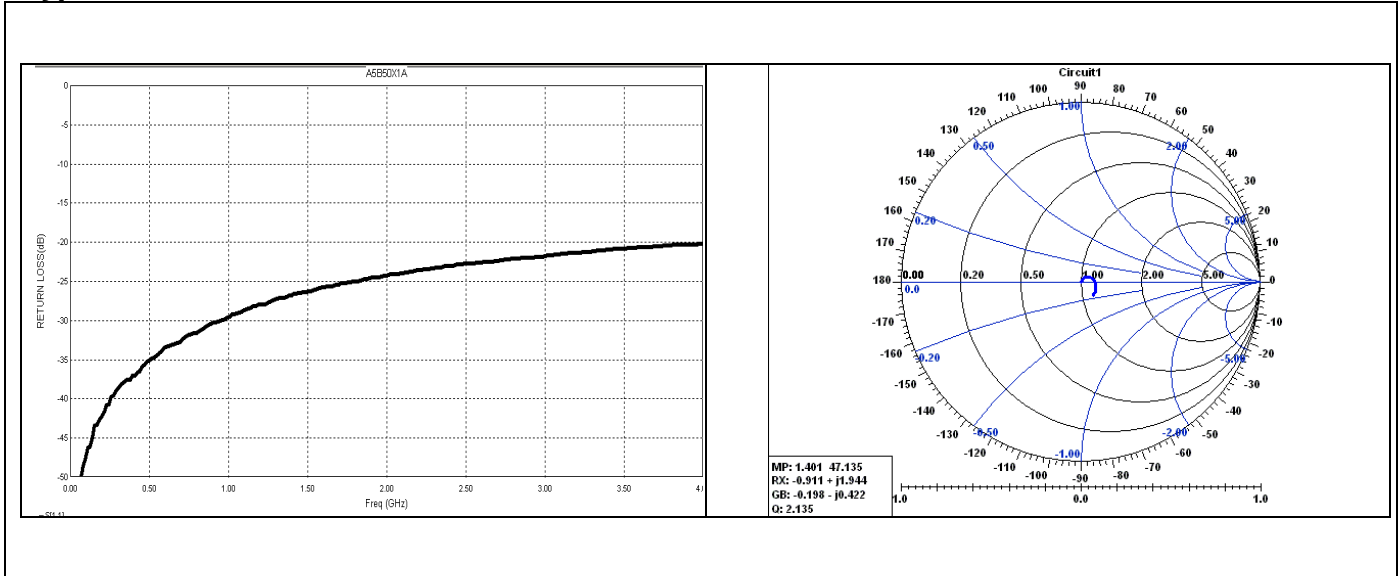


A5B50X1A (097) Rev C

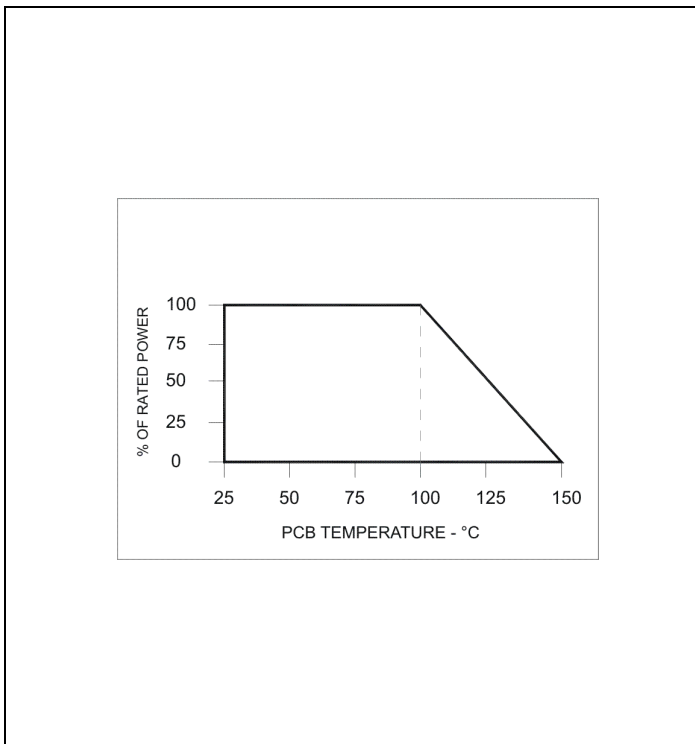




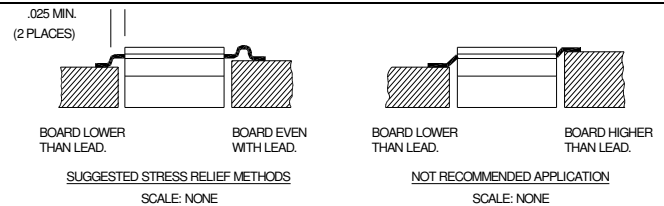
Typical Performance:



Power De-rating:



Mounting Footprint and Procedure:



SUGGESTED MOUNTING PROCEDURES:


1. MAKE SURE THAT THE DEVICES ARE MOUNTED ON FLAT SURFACES (.001" UNDER THE DEVICE) TO OPTIMIZE THE HEAT TRANSFER.
2. DRILL & TAP THE HEATSINK FOR THE APPROPRIATE THREAD SIZE TO BE USED.
3. COAT HEATSINK WITH A MINIMUM AMOUNT OF HIGH QUALITY SILICONE GREASE (.001" MAX. THICKNESS).
4. POSITION DEVICE ON MOUNTING SURFACE & SECURE USING SOCKET HEAD SCREWS, FLAT & SPLIT WASHER. TORQUE SCREWS TO THE APPROPRIATE VALUE. MAKE SURE THAT THE DEVICE IS FLAT AGAINST THE HEATSINK. (CARE SHOULD BE TAKEN TO AVOID UPWARD PRESSURE OF THE LEADS TOWARDS THE LID).
5. SOLDER LEADS IN PLACE USING APPROPRIATE SOLDER WITH A CONTROLLED TEMPERATURE IRON.

** FOR MORE DETAILS CONTACT FACTORY **

A5B50X1A (097) Rev C

USA/Canada: (315) 432-8909
 Toll Free: (800) 544-2414
 Europe: +44 2392-232392

Available on Tape and Reel For Pick and Place Manufacturing.



Anaren
 What'll we think of next?™

X-ON Electronics

Largest Supplier of Electrical and Electronic Components

Click to view similar products for [High Frequency/RF Resistors](#) category:

Click to view products by [Anaren](#) manufacturer:

Other Similar products are found below :

[LT11020T0050JBK](#) [800-50T-S](#) [10-100RV-S](#) [100200-4X50-2](#) [100200-4Y100-2](#) [100200-4Y50-2](#) [E250N50X4](#) [250-100RM-S](#) [250-50RM](#) [150-100RL-S](#) [10-50TV](#) [G150N50W4B](#) [250-50TC](#) [R1A06031000G5AR](#) [60N50TPR](#) [400-50T](#) [060120A25X50-2](#) [60-50TP](#) [250375-4X50-2](#) [30-100R-S](#) [C150N50Z4](#) [FT10302N0050JBK](#) [CR11005T0100JTR](#) [FT10800N0050JBK](#) [G100N50W4](#) [J100N50X4](#) [FC0402E2000DTT5](#) [CR12010T0050JTR](#) [FC0402E3300DTT5](#) [CH0402-100RFNPT](#) [FC0402E50R0BTBS](#) [CH02016-18RJFT](#) [FT10301N0050J](#) [CS12010T0100GTR](#) [C8A50Z4B](#) [D10AA20Z4](#) [FT10517N0050J01](#) [FT10800N0050J02](#) [LT12010T0050JBK](#) [C10A50Z4](#) [C16A50Z4](#) [C1A101050R0J4A0](#) [C200N50Z4](#) [C50A50Z4](#) [D50AA20Z4](#) [G250N50W4](#) [G450N50W4](#) [J100N50X4B](#) [R1A100550R0J5A0](#) [R1A100550R0J5C0](#)